

Cavalier Football Yearbook 2004

Pigskin Preview

Coldwater loaded for run at MAC crown

By GARY R. RASBERRY
grasberry@dailystandard.com

COLDWATER — John Reed knows his Coldwater football is ready for the upcoming season.

The spots that needed filled due to graduation have been filled and once hitting in practice began, the veteran coach knew everything was right on schedule.


"We're just about where we have always been at this point in time," said Reed, who begins his 10th season as coach of the Cavaliers. "We have conditioned very hard. The early days of the two-a-days have been a drag for us by not having pads on. Mentally and physically, we're right where we need to be."

The Cavaliers, a playoff team for seven of Reed's 10 years, returns a good number of experienced players on both sides of the ball from last season's 11-2 overall, 7-1 in the MAC. The two losses for Coldwater were by a combined four points.

"There is a good mix," said Reed. "There's not only skill players back, both our defensive tackles are back from last year. We do have experience coming back at those positions. That just helps because those kids will expect the others around them to play at their level."


OFFENSE

The quarterback spot has had a Hoyng, be it Kyle, his brother Kevin or their cousin Alex, topping the depth chart the past several years. This season, the spot belongs to Steve Borger. The 6-3, 165-pound junior has gained experience as a two-year starter on the junior varsity team — which lost just once in two years — and seeing playing time late in varsity games when Coldwater was well in control.



2004 Coldwater Football

"That usually doesn't happen," said Reed of Borger manning the jayvee team for two seasons. "The second thing about him is he wants to be a quarterback and he wants to be really good. He has spent the time in the offseason to develop the skills it takes. He has




Borger

had some of the past quarterbacks working with him."

Last year the receiving corps had three players in the top 10 in the MAC for receiving yards and seven receivers with 150 or more yards on the season. Craig Wellman returns from that corps after finishing with 48 catches for 685 yards last season with 12 touchdowns.

"Not taking anything away from Kevin Brackman (411 yards in 2003), Jay Miller (414 yards) or Josh Fullenkamp (413 yards), who were all outstanding receivers, I think we'll going to be there at the

same level of productivity," said Reed. "Kyle Rutschilling (6-0, 170, senior), who is an outstanding track person, has great speed. Justin Kahlig (5-8, 142, junior), is another good man. No one has heard of him before but he's a great playmaker. Also (we have) Brady Geier (6-0,



Wellman

155, junior). We have some wide receivers who are very capable. Their skill level will allow them to play and be successful."

The front wall that went from youthful to successful last season will miss All-Ohio lineman Joe Huwer but returns experience this season with players like center Zak Schwieterman (5-9, 191, junior), tackle Brian Brunswick (6-0, 206, senior) and guards Cody Muhlenkamp (5-10, 165, junior) and Kyle Uhlenhake (6-1, 186, junior).

"The big thing for them is con-

See **COLDWATER**, page 5

Coldwater

(Continued from page 4)

confidence," said Reed. "Zak, Kyle and Brian are returning, they know they can play on Friday night. The key is the development of our offensive tackles and we're very pleased where they're at right now."

The one spot Reed and staff are concerned about is filling the fullback spot, which was used not only for runs and catches but also as a sixth lineman. With Trent Gerlach graduated, Reed will look to senior Andy Boudreau (5-10, 190) and Trent's cousin Ryan Gerlach (5-10, 165, sophomore).

"The most difficult person we have to replace is Trent," said Reed. "Trent did things nobody knew about, not just on Friday nights. We'll miss him. We're very excited about Andy and Ryan."

DEFENSE


"The key to our 44 defense is the up front people," said Reed, who will return six starters. "Having (tackles) Aron Castle (5-8, 187, 46 tackles) and Mark Heintz (5-10, 182, 71 tackles) back as starters is the core of where our defense starts."

For the ends, position coach Chip Otten has a strong group with Gaston Pleiman (6-5, 183, junior) and Nick Rengers (6-6, 190, senior) teaming up with Brian Brunswick.


When talking about Coldwater linebackers, it's hard not to discuss Ross Homan.

The 6-1, 223-pound junior earned first team All-Ohio honors in Division IV after recording 219 tackles, 11½ sacks and five tackles for loss for the Cavaliers as a sophomore.

Homan will anchor the linebacker core that will miss the likes of Brackman (83 tackles) and Trent Gerlach (97). Rutschilling is back after rotating at weak outside linebacker in 2003 and recording 69 tackles. Ryan Gerlach takes over the strongside outside linebacker spot and the second inside spot is up in the air with leading candi-



Homan



John Reed

• 10th year as Coldwater head coach

Year	Team	Record
1995	Coldwater	10-3
1996	Coldwater	7-3
1997	Coldwater	8-3
1998	Coldwater	11-3
1999	Coldwater	9-4
2000	Coldwater	12-3
2001	Coldwater	11-3
2002	Coldwater	11-1
2003	Coldwater	11-2
Total		90-25

* 5 MAC Titles (3 with Parkway, 2 with Coldwater)

* 7 Playoff Appearances

date Tony Westgerdes currently injured.

The deepest part of the team is in the secondary. Despite losing the six interceptions that Miller provided last season, Matt Howell (5-10, 170, senior), who moves from linebacker, Wellman, Geier, Kyle Schoenherr (5-10, 162, senior) and Trevor Stromblad (5-10, 142, junior) will be some of the players back on defense.

SPECIAL TEAMS

Reed joked about being concerned with the punt game last season in looking for a replacement for the graduated Andy Moeder. Rengers took some stress off Reed with a season that culminated with all-district honors. Rengers averaged 36.7 yards per punt and became a master of pinning teams deep in their own territory.

Stromblad had 47 points last season (two field goals, 41 extra points) in becoming the starting kicker.

The return squads for the Cavaliers are also deep. Both Wellman (21.4 yards per kickoff return) and Homan (40.6 ypr, two touchdowns) will take kickoffs while Schoenherr (18.4 yards per punt return,

2004 Coldwater Roster

No.	Name	Pos.	Cl.	Ht.	Wt.					
1	Brady Geier	WR-DB	11	5-0	155	59 Tony Westgerdes	G-LB	12	5-10	180
4	Matt Hoyng	WR-DB	10	5-9	156	60 Kurt Schlarman	T-E	9	5-11	148
5	Craig Wellman	WR-DB	12	5-11	170	61 Kelvin Bruns	G-LB	9	5-6	141
6	Jeff Fritz	WR-DB	10	6-0	170	61 Spencer Heintz	G-T	9	5-4	146
7	Trevor Stromblad	QB-DB	11	5-10	142	62 Zak Schwielerman	C-T	12	5-9	191
8	Justin Kahlig	WR-DB	11	5-8	142	62 Craig Hibner	G-E	9	5-7	145
9	Ryan Geier	WR-LB	9	6-0	156	63 Ryan Hoyng	C-E	10	6-0	157
10	Sam Slavik	QB	10	6-1	186	64 Adam Grieshop	T-T	10	5-10	240
12	Steve Borger	QB-DB	11	6-3	165	65 Trent Post	G-T	11	5-6	169
14	Devin Swartzel	WR-DB	11	6-1	165	65 Greg Kleinhenz	G-T	9	5-10	171
15	Justin Goubeaux	QB-DB	9	5-11	156	66 Adam Giere	G-OLB	11	5-10	175
16	Brian M. Brunswick	TE-DE	11	6-4	179	66 Jeremy Jansen	T-T	9	5-7146	
18	Tyler Kunk	RB-OLB	9	5-9	165	67 Adam Schroyer	G-E	11	6-1	183
20	Tyler Gray	WR-DB	9	5-8	132	68 Andy Bohman	T-T	12	6-2	244
22	Kyle Schoenherr	RB-DB	12	5-10	162	69 Scott Behm	G-E	11	5-10	198
23	Matt Howell	RB-DB	12	5-10	170	70 Gavin Bettinger	G-T	10	5-6	192
25	Ross Homan	RB-LB	11	6-1	223	71 Trent Dues	G-T	10	6-0	246
29	Joe Easterlin	RB-LB	10	5-11	170	72 Gregg Severt	T-T	12	6-3	193
30	Derric Bruns	FB-LB	11	5-10	214	73 Josh Pax	G-E	10	5-11	206
32	Andy Boudreau	FB-DT	12	5-10	190	74 Brian T. Brunswick	T-E	12	6-0	206
33	Joe Wermert	RB-LB	10	6-1	180	75 Aron Castle	G-T	12	5-8	187
34	Nathan Bruggeman	FB-LB	9	5-11	171	76 Paul Matthewson	T-T	11	6-2	225
35	Mark Steinbrunner	TE-OLB	9	5-7	135	77 Wade Stucke	G-OLB	12	5-10	167
36	Justin Bruns	RB-LB	9	5-9	150	77/79 Justin Hoening	T-T	9	6-1	208
40	Ryan Gerlach	RB-OLB	12	5-10	175	78 Kyle Ahrens	T-T	9	5-10	172
42	Doug Kahlig	RB-OLB	10	6-1	167	79 Matt Wynk	G-T	11	5-9	196
43	Kyle Dues	FB-LB	10	5-10	152	80 Brad Wood	WR-DB	10	5-8	131
44	Jared Brockman	FB-LB	10	5-9	163	81 Dan Pohl	WR-DB	9	5-11	145
50	Nick Rengers	DE-P	12	6-6	190	82 Gaston Pleiman	TE-E	11	6-5	183
51	Mark Heintz	T	12	5-10	182	83 Airek Rodriguez	TE-OLB	11	6-0	155
52	Mike Rengers	OT-DT	10	6-4	224	84 Adam Hoyng	TE-LB	10	6-0	161
53	Matt Pohl	OT-DT	11	6-0	210	85 Tylor Muhlenkamp	TE-OLB	10	6-0	178
54	Kyle Uhlenhake	OG-LB	12	6-1	186	86 Dane Gaerke	WR-DB	9	5-8	135
55	Cody Muhlenkamp	C-OG-LB	11	5-10	165	87 Dean Howell	TE-OLB	10	6-1	160
56	Lucas Homan	E-G	10	6-1	185	88 Kyle Rutschilling	WR-DB	12	6-0	170
57	Adam Berger	T-T	10	5-9	168	89 Justin Gray	WR-DB	10	5-9	140
57	Keith Schoenherr	T-G	9	6-0	170					
58	Matt Gruss	C-T	9	6-0	180					

Italics denote duplicate numbers

two touchdowns) will be back on punts.

OUTLOOK

The coaches for Coldwater stress that there are no off weeks during the season. From Kenton at the start of the season to the final playoff opponent, the team takes each game one at a time.

"One of the first things Tim, Randy (assistant coach Randy Wright) and I have talked about with the kids when we started back in 1995 is that Coldwater doesn't back down from anybody, be it Youngstown Ursuline, Orrville or Marion Local.

"Those teams (MAC teams) are as good as any team we have faced down the (playoff) road," said Reed. "Our kids have always had that attitude that they won't back down."

2004 Schedule

FOOTBALL

August	
27	at Kenton
September	
3	at Marion Local
10	New Bremen
17	Dublin Jerome
24	at St. Henry
October	
1	Parkway
8	at Minster
15	Versailles
22	at Fort Recovery
29	St. John's

Game Stats

Schedule - Results 13-1

@ Kenton	25-00
@ Marion Local	24-14
New Bremen	28-21
Dublin Jerome	49-00
@ St Henry	28-00
Parkway	42-07
@ Minster	27-21
Versailles	10-07
@ Ft Recovery	49-06
Delphos St. John	14-07

Regional Playoffs

Avon	35-00
Delta	41-35 2 OT
Huron	19-06

State Playoffs

Versailles	00-14
------------	-------



Coldwater vs Kenton
August 27, 2004 at Robinson Field - Kenton
Final Statistics

<u>Score by Quarters</u>	<u>1</u>	<u>2</u>	<u>3</u>	<u>4</u>	<u>Final</u>	<u>Records</u>
Coldwater	12	6	0	7	25	1 - 0
Kenton	0	0	0	0	0	0 - 1

	<u>Coldwater</u>	<u>Kenton</u>
Offensive		
First Downs	10	8
by Run	7	5
by Pass	3	3
by Penalty	0	0
Rushes - Yards	36-151	31-44
Passes Comp - Att - Yds - Int	8-17-104-1	7-19-72-2
Total Offensive Plays - Yards	53-255	50-116
Kicking Game		
Punt Returns - Avg - Long	6-20-83	1-6-6
Kickoff Returns - Avg - Long	1-11-11	5-15-26
Field Goals Made - Att - Long	0-0-0	0-0-0
Punts - Average - Long	6-34-44	9-39-49
Turnovers		
Intercepted By	2	1
Fumbles - Lost	1-0	1-1
Penalties - Yards	4-25	9-45

Coldwater

Kenton

<u>Rushing</u>	<u>Att</u>	<u>Yds</u>	<u>TD</u>	<u>Lg</u>	<u>Avg</u>
Steve Borger	16	36	0	19	2.3
Ross Homan	10	26	1	8	2.6
Kyle Schoenherr	6	34	0	15	5.7
Ryan Gerlach	3	53	1	49	17.7
Andy Boudreau	1	2	0	2	2.0

<u>Rushing</u>	<u>Att</u>	<u>Yds</u>	<u>TD</u>	<u>Lg</u>	<u>Avg</u>
Braden Spivey	12	29	0	8	2.4
Dailyn Campbell	7	-26	0	2	-3.7
Zach Jackson	9	53	0	21	5.9
Tommy Pitett	3	-12	0	1	-4.0

<u>Passing</u>	<u>Att</u>	<u>Cmp</u>	<u>Int</u>	<u>Yds</u>	<u>TD</u>	<u>Lng</u>
Steve Borger	17	8	1	104	1	54

<u>Passing</u>	<u>Att</u>	<u>Cmp</u>	<u>Int</u>	<u>Yds</u>	<u>TD</u>	<u>Lng</u>
Dailyn Campbell	19	7	2	72	0	33

<u>Receiving</u>	<u>Cat</u>	<u>Yds</u>	<u>TD</u>	<u>Lng</u>	<u>Avg</u>
Craig Wellman	3	64	1	54	21.3
Brady Geier	2	17	0	11	8.5
Justin Kahlig	1	11	0	11	11.0
Ross Homan	1	5	0	5	5.0
Ryan Gerlach	1	7	0	7	7.0

<u>Receiving</u>	<u>Cat</u>	<u>Yds</u>	<u>TD</u>	<u>Lng</u>	<u>Avg</u>
Tommy Pitett	2	41	0	33	20.5
Derek Deardorff	2	9	0	7	4.5
Josh Klinger	1	11	0	11	11.0
Scott Richards	1	9	0	9	9.0
Braden Spivey	1	2	0	2	2.0

<u>Punting</u>	<u>No</u>	<u>Yds</u>	<u>Avg</u>	<u>Lng</u>	<u>Blk</u>
Nick Rengers	6	205	34.2	44	0

<u>Punting</u>	<u>No</u>	<u>Yds</u>	<u>Avg</u>	<u>Lng</u>	<u>Blk</u>
Scott Richards	9	355	39.4	49	0

<u>Punt Returns</u>	<u>No</u>	<u>Yds</u>	<u>TD</u>	<u>Lng</u>
Kyle Schoenherr	5	110	0	83
Craig Wellman	1	9	0	9

<u>Punt Returns</u>	<u>No</u>	<u>Yds</u>	<u>TD</u>	<u>Lng</u>
Josh Klinger	1	6	0	6

<u>Kick Returns</u>	<u>No</u>	<u>Yds</u>	<u>TD</u>	<u>Lng</u>
Craig Wellman	1	11	0	11

<u>Kick Returns</u>	<u>No</u>	<u>Yds</u>	<u>TD</u>	<u>Lng</u>
Jesse Howard	4	72	0	26
Braden Spivey	1	5	0	5

<u>Team</u>	<u>Time</u>	<u>Qtr</u>	<u>Scoring Play</u>	<u>Conversion</u>	<u>Plays-Yds</u>	<u>Score</u>
Coldwater	00:27.6	1st	Ryan Gerlach 49 yd run	kick failed	6-78	6 - 0
Coldwater	00:14.3	1st	Aron Castle 30 yd fumble return	kick failed	1-30	12 - 0
Coldwater	06:57	2nd	Ross Homan 4 yd run	kick failed	2-3	18 - 0
Coldwater	10:00	4th	Craig Wellman 54 yd pass from Steve Borger	Trevor Stromblad kick good	6-65	25 - 0



Coldwater vs Marion Local
Sep 3, 2004 at Booster Field - Maria Stein
Final Statistics

<u>Score by Quarters</u>	<u>1</u>	<u>2</u>	<u>3</u>	<u>4</u>	<u>Final</u>	<u>Records</u>
Coldwater	7	3	0	14	24	2 - 0
Marion Local	0	7	7	0	14	0 - 2

	<u>Coldwater</u>	<u>Marion Local</u>
Offensive		
First Downs	11	14
by Run	4	9
by Pass	7	5
by Penalty	0	0
Rushes - Yards	25-100	49-202
Passes Comp - Att - Yds - Int	11-20-242-2	6-13-80-2
Total Offensive Plays - Yards	45-342	62-282
Kicking		
Punt Returns - Avg - Long	1-0-0	2-0-0
Kickoff Returns - Avg - Long	3-18-23	5-24-37
Field Goals Made - Att - Long	1-1-34	0-1-0
Punts - Average - Long	3-35-40	4-36-63
Turn-overs		
Intercepted By	2	2
Fumbles - Lost	2-2	1-1
Penalties - Yards	3-15	2-15

Coldwater

Marion Local

<u>Rushing</u>	<u>Att</u>	<u>Yds</u>	<u>TD</u>	<u>Lg</u>	<u>Avg</u>
Ross Homan	8	49	0	37	6.1
Ryan Gerlach	4	37	0	24	9.3
Steve Borger	12	18	0	10	1.5
Craig Wellman	1	-4	0	-4	-4.0

<u>Rushing</u>	<u>Att</u>	<u>Yds</u>	<u>TD</u>	<u>Lg</u>	<u>Avg</u>
Brian Schweiterman	1	11	0	11	11.0
Curtis Moeller	20	77	1	15	3.9
Jeff Otte	15	40	0	6	2.7
Ryan Stucke	12	74	1	71	6.2
Marc Otte	1	0	0	0	0.0

<u>Passing</u>	<u>Att</u>	<u>Cmp</u>	<u>Int</u>	<u>Yds</u>	<u>TD</u>	<u>Lng</u>
Steve Borger	20	11	2	242	3	80

<u>Passing</u>	<u>Att</u>	<u>Cmp</u>	<u>Int</u>	<u>Yds</u>	<u>TD</u>	<u>Lng</u>
Ryan Stucke	12	6	2	80	0	27
Curtis Moeller	1	0	0	0	0	0

<u>Receiving</u>	<u>Cat</u>	<u>Yds</u>	<u>TD</u>	<u>Lng</u>	<u>Avg</u>
Brady Geier	2	53	1	37	26.5
Craig Wellman	6	53	1	14	8.8
Kyle Rutschilling	1	8	0	8	8.0
Ryan Gerlach	2	128	1	80	64.0

<u>Receiving</u>	<u>Cat</u>	<u>Yds</u>	<u>TD</u>	<u>Lng</u>	<u>Avg</u>
Tyler Speelman	1	27	0	27	27.0
Jeff Wolters	3	44	0	17	14.7
Tyler Speelman	1	15	0	15	15.0
Curtis Moeller	1	-6	0	-6	-6.0

<u>Punting</u>	<u>No</u>	<u>Yds</u>	<u>Avg</u>	<u>Lng</u>	<u>Blk</u>
Nick Rengers	3	105	35	40	0

<u>Punting</u>	<u>No</u>	<u>Yds</u>	<u>Avg</u>	<u>Lng</u>	<u>Blk</u>
Curtis Moeller	4	145	36.3	63	0

<u>Punt Returns</u>	<u>No</u>	<u>Yds</u>	<u>TD</u>	<u>Lng</u>
Craig Wellman	1	0	0	0

<u>Punt Returns</u>	<u>No</u>	<u>Yds</u>	<u>TD</u>	<u>Lng</u>
Tyler Speelman	2	0	0	0

<u>Kick Returns</u>	<u>No</u>	<u>Yds</u>	<u>TD</u>	<u>Lng</u>
Ross Homan	2	45	0	23
Ryan Gerlach	1	10	0	10

<u>Kick Returns</u>	<u>No</u>	<u>Yds</u>	<u>TD</u>	<u>Lng</u>
Curtis Moeller	2	61	0	37
Ryan Stucke	1	24	0	24
Tyler Speelman	2	34	0	17

<u>Team</u>	<u>Time</u>	<u>Qtr</u>	<u>Scoring Play</u>	<u>Conversion</u>	<u>Plays-Yds</u>	<u>Score</u>
Coldwater	05:41	1st	Brady Geier 37 yd pass from Steve Borger	Trevor Stromblad kick good	5-77	7 - 0
Marion Local	09:07	2nd	Curtis Moeller 2 yd run	Dan Fortkamp kick good	9-48	7 - 7
Coldwater	02:58	2nd	Trevor Stromblad 34 yd field goal		4-17	10 - 7
Marion Local	03:48	3rd	Ryan Stucke 71 yd pass from Tyler Speelman	Dan Fortkamp kick good	3-81	10 - 14
Coldwater	10:48	4th	Ryan Gerlach 80 yd pass from Steve Borger	Trevor Stromblad kick good	2-80	17 - 14
Coldwater	03:29	4th	Craig Wellman 3 yd pass from Steve Borger	Trevor Stromblad kick good	7-51	24 - 14



Coldwater vs New Bremen
September 10, 2004 at Cavalier Stadium - Coldwater
Final Statistics

<u>Score by Quarters</u>	<u>1</u>	<u>2</u>	<u>3</u>	<u>4</u>	<u>Final</u>	<u>Records</u>
Coldwater	7	7	14	0	28	3 - 0
New Bremen	7	14	0	0	21	2 - 1

	<u>Coldwater</u>	<u>New Bremen</u>
Offensive		
First Downs	10	21
by Run	5	17
by Pass	5	3
by Penalty	0	1
Rushes - Yards	20-142	59-232
Passes Comp - Att - Yds - Int	9-15-158-2	5-10-54-0
Total Offensive Plays - Yards	35-300	69-286
Kicking		
Punt Returns - Avg - Long	3-6-13	1-7-7
Kickoff Returns - Avg - Long	5-31-96	5-15-31
Field Goals Made - Att - Long	0-0-0	0-0-0
Punts - Average - Long	2-37-38	3-35-42
Turn-overs		
Intercepted By	0	2
Fumbles - Lost	1-1	1
Penalties - Yards	4-42	1-10

Coldwater

New Bremen

Rushing

	<u>Att</u>	<u>Yds</u>	<u>TD</u>	<u>Lg</u>	<u>Avg</u>
Ross Homan	8	58	1	39	7.3
Ryan Gerlach	4	41	0	22	10.3
Kyle Schoenherr	3	9	0	4	3.0
Steve Borger	5	34	0	23	6.8

Rushing

	<u>Att</u>	<u>Yds</u>	<u>TD</u>	<u>Lg</u>	<u>Avg</u>
Jeff Thobe	30	124	0	14	4.1
Chris Grant	8	30	0	10	3.8
Troy Lammers	14	55	1	14	3.9
Alex Leugers	5	13	2	11	2.6
Brian Garman	1	3	0	3	3.0
name unavailable	1	7	0	7	7.0

Passing

	<u>Att</u>	<u>Cmp</u>	<u>Int</u>	<u>Yds</u>	<u>TD</u>	<u>Lng</u>
Steve Borger	15	9	2	158	2	47

Passing

	<u>Att</u>	<u>Cmp</u>	<u>Int</u>	<u>Yds</u>	<u>TD</u>	<u>Lng</u>
Alex Leugers	10	5	0	54	0	15

Receiving

	<u>Cat</u>	<u>Yds</u>	<u>TD</u>	<u>Lng</u>	<u>Avg</u>
Kyle Rutschilling	3	29	0	18	9.7
Craig Wellman	2	28	0	17	14.0
Justin Kahlig	1	4	0	4	4.0
Ross Homan	1	47	1	47	47.0
Ryan Gerlach	1	9	0	9	9.0
Brady Geier	1	41	1	41	41.0

Receiving

	<u>Cat</u>	<u>Yds</u>	<u>TD</u>	<u>Lng</u>	<u>Avg</u>
Curt Eilerman	1	14	0	14	14.0
Troy Lammers	2	20	0	15	10.0
Scott Steineman	1	10	0	10	10.0
Scott Schnelle	1	10	0	10	10.0

Punting

	<u>No</u>	<u>Yds</u>	<u>Avg</u>	<u>Lng</u>	<u>Blk</u>
Nick Rengers	2	74	37	38	0

Punting

	<u>No</u>	<u>Yds</u>	<u>Avg</u>	<u>Lng</u>	<u>Blk</u>
Troy Lammers	3	104	34.7	42	0

Punt Returns

	<u>No</u>	<u>Yds</u>	<u>TD</u>	<u>Lng</u>
Kyle Schoenherr	2	13	0	13
Craig Wellman	1	6	0	6

Punt Returns

	<u>No</u>	<u>Yds</u>	<u>TD</u>	<u>Lng</u>
Chris Grant	1	7	0	7

Kick Returns

	<u>No</u>	<u>Yds</u>	<u>TD</u>	<u>Lng</u>
Craig Wellman	1	96	1	96
Kyle Schoenherr	3	58	0	29
Kyle Uhlenhake	1	0	0	0

Kick Returns

	<u>No</u>	<u>Yds</u>	<u>TD</u>	<u>Lng</u>
Brian Garman	2	41	0	31
Chris Grant	2	33	0	24
Logan O'Neill	1	0	0	0

<u>Team</u>	<u>Time</u>	<u>Qtr</u>	<u>Scoring Play</u>	<u>Conversion</u>	<u>Plays-Yds</u>	<u>Score</u>
New Bremen	02:42	1st	Andy McMurry 25 yd interception return	Curt Eilerman kick good	1-25	0 - 7
Coldwater	02:27	1st	Craig Wellman 96 yd kickoff return	Trevor Stromblad kick good	1-96	7 - 7
New Bremen	09:17	2nd	Alex Leugers 2 yd run	Curt Eilerman kick good	12-78	7 - 14
Coldwater	07:43	2nd	Ross Homan 46 yd pass from Steve Borger	Trevor Stromblad kick good	3-56	14 - 14
New Bremen	02:36	2nd	Alex Leugers 11 yd run	Curt Eilerman kick good	10-72	14 - 21
Coldwater	09:48	3rd	Brady Geier 41 yd pass from Steve Borger	Trevor Stromblad kick good	5-60	21 - 21
Coldwater	06:14	3rd	Ross Homan 39 yd run	Trevor Stromblad kick good	3-47	28 - 21



Coldwater vs Dublin Jerome
September 17, 2004 at Cavalier Stadium - Coldwater
Final Statistics

<u>Score by Quarters</u>	<u>1</u>	<u>2</u>	<u>3</u>	<u>4</u>	<u>Final</u>	<u>Records</u>
Coldwater	13	22	7	7	49	4 - 0
Dublin Jerome	0	0	0	0	0	1 - 3

	<u>Coldwater</u>	<u>Dublin Jerome</u>
Offensive		
First Downs	19	6
by Run	9	5
by Pass	10	0
by Penalty	0	1
Rushes - Yards	42-246	42-115
Passes Comp - Att - Yds - Int	12-18-240-1	1-4-4-0
Total Offensive Plays - Yards	60-486	46-119
Kicking Game		
Punt Returns - Avg - Long	7-18-77	3-8-13
Kickoff Returns - Avg - Long	1-25-25	8-11-37
Field Goals Made - Att - Long	0-0-0	0-0-0
Punts - Average - Long	4-30-35	9-33-38
Turn-overs		
Intercepted By	0	1
Fumbles - Lost	2-0	2-2
Penalties - Yards	6-60	2-10

Coldwater

Dublin Jerome

<u>Rushing</u>	<u>Att</u>	<u>Yds</u>	<u>TD</u>	<u>Lg</u>	<u>Avg</u>
Steve Borger	4	26	0	10	6.5
Ryan Gerlach	4	13	0	8	3.3
Ross Homan	6	112	2	56	18.7
Craig Wellman	3	15	1	12	5.0
Kyle Schoenherr	4	15	0	7	3.8
Sam Slavik	5	-2	0	6	-0.4
Andy Boudreau	11	33	0	20	3.0
Doug Kahlig	5	34	0	25	6.8

<u>Rushing</u>	<u>Att</u>	<u>Yds</u>	<u>TD</u>	<u>Lg</u>	<u>Avg</u>
Chris Polanski	9	25	0	8	2.8
Chris Potts	15	47	0	14	3.1
Carey Kight	8	24	0	8	3.0
Jeff Parker	2	-9	0	-3	-4.5
Steven Simonetti	5	10	0	6	2.0
name unavailable	2	6	0	7	3.0
Kody Carr	1	12	0	12	12.0

<u>Passing</u>	<u>Att</u>	<u>Cmp</u>	<u>Int</u>	<u>Yds</u>	<u>TD</u>	<u>Lng</u>
Steve Borger	14	9	1	200	2	53
Sam Slavik	4	3	0	40	1	30

<u>Passing</u>	<u>Att</u>	<u>Cmp</u>	<u>Int</u>	<u>Yds</u>	<u>TD</u>	<u>Lng</u>
Jeff Parker	3	0	0	0	0	0
Chris Polanski	1	1	0	4	0	4

<u>Receiving</u>	<u>Cat</u>	<u>Yds</u>	<u>TD</u>	<u>Lng</u>	<u>Avg</u>
Kyle Schoenherr	2	59	1	33	29.5
Ryan Gerlach	1	5	0	5	5.0
Justin Kahlig	2	99	1	53	49.5
Gaston Pleiman	1	3	0	3	3.0
Brady Geier	2	21	0	12	10.5
Kyle Rutschilling	1	13	0	13	13.0
Ryan Geier	3	40	1	30	13.3

<u>Receiving</u>	<u>Cat</u>	<u>Yds</u>	<u>TD</u>	<u>Lng</u>	<u>Avg</u>
Carey Kight	1	4	0	4	4.0

<u>Punting</u>	<u>No</u>	<u>Yds</u>	<u>Avg</u>	<u>Lng</u>	<u>Blk</u>
Nick Rengers	2	59	29.5	35	0
Jeff Fritz	2	62	31	32	0

<u>Punting</u>	<u>No</u>	<u>Yds</u>	<u>Avg</u>	<u>Lng</u>	<u>Blk</u>
Scotty Neil	9	293	32.6	38	0

<u>Punt Returns</u>	<u>No</u>	<u>Yds</u>	<u>TD</u>	<u>Lng</u>
Kyle Schoenherr	5	110	1	77
Ryan Geier	1	14	0	14
Matt Hoyng	1	3	0	3

<u>Punt Returns</u>	<u>No</u>	<u>Yds</u>	<u>TD</u>	<u>Lng</u>
Chris Potts	3	23	0	13

<u>Kick Returns</u>	<u>No</u>	<u>Yds</u>	<u>TD</u>	<u>Lng</u>
Kyle Schoenherr	1	25	0	25

<u>Kick Returns</u>	<u>No</u>	<u>Yds</u>	<u>TD</u>	<u>Lng</u>
Carey Kight	2	37	0	37

<u>Team</u>	<u>Time</u>	<u>Qtr</u>	<u>Scoring Play</u>	<u>Conversion</u>	<u>Plays-Yds</u>	<u>Score</u>
Coldwater	07:41	1st	Ross Homan 19 yd run	Trevor Stromblad kick good	7-76	7 - 0
Coldwater	05:25	1st	Craig Wellman 12 yd run	kick failed	2-65	13 - 0
Coldwater	07:03	2nd	Ross Homan 56 yd run	Gaston Pleiman run good	3-65	21 - 0
Coldwater	03:44	2nd	Kyle Schoenherr 33 yd pass from Steve Borger	Trevor Stromblad kick good	5-61	28 - 0
Coldwater	01:54	2nd	Justin Kahlig 46 yd pass from Steve Borger	Trevor Stromblad kick good	4-58	35 - 0
Coldwater	08:36	3rd	Kyle Schoenherr 77 yd punt return	Trevor Stromblad kick good	1-77	42 - 0
Coldwater	10:47	4th	Ryan Geier 30 yd pass from Sam Slavik	Trevor Stromblad kick good	6-44	49 - 0



Coldwater vs St. Henry
September 24, 2004 at Wally Post Complex - St. Henry
Final Statistics

<u>Score by Quarters</u>	<u>1</u>	<u>2</u>	<u>3</u>	<u>4</u>	<u>Final</u>	<u>Records</u>
Coldwater	7	7	7	7	28	5 - 0
St. Henry	0	0	0	0	0	4 - 1

	<u>Coldwater</u>	<u>St. Henry</u>
Offensive		
First Downs	12	4
by Run	7	2
by Pass	5	1
by Penalty	0	1
Rushes - Yards	39-140	25-40
Passes Comp - Att - Yds - Int	11-24-124-2	6-21-14-1
Total Offensive Plays - Yards	63-264	46-54
Kicking Game		
Punt Returns - Avg - Long	7-2-6	2-4-6
Kickoff Returns - Avg - Long	1-65-65	5-16-22
Field Goals Made - Att - Long	0-0-0	0-0-0
Punts - Average - Long	4-35-42	11-34-45
Turn-overs		
Intercepted By	1	2
Fumbles - Lost	4-0	2-1
Penalties - Yards	8-80	2-5

Coldwater

St. Henry

Rushing

	<u>Att</u>	<u>Yds</u>	<u>TD</u>	<u>Lg</u>	<u>Avg</u>
Ross Homan	9	24	1	6	2.7
Ryan Gerlach	3	1	0	3	0.3
Kyle Schoenherr	5	10	0	9	2.0
Steve Borger	16	69	1	20	4.3
Craig Wellman	2	-4	0	5	-2.0
Mark Heintl	1	32	0	32	32.0
Andy Boudreau	2	8	0	7	4.0
Sam Slavik	1	0	0	0	0.0

Rushing

	<u>Att</u>	<u>Yds</u>	<u>TD</u>	<u>Lg</u>	<u>Avg</u>
Jon Hemmelgarn	12	32	0	9	2.7
Nathan Stahl	7	-8	0	9	-1.1
Andy Puthoff	2	7	0	5	3.5
Ross Niekamp	1	3	0	3	3.0
Kyle Bruggeman	2	2	0	2	1.0
Christopher Reichert	1	4	0	4	4.0

Passing

	<u>Att</u>	<u>Cmp</u>	<u>Int</u>	<u>Yds</u>	<u>TD</u>	<u>Lng</u>
Steve Borger	23	11	2	124	1	33
Craig Wellman	1	0	0	0	0	0
Sam Slavik	0	0	0	0	0	0

Passing

	<u>Att</u>	<u>Cmp</u>	<u>Int</u>	<u>Yds</u>	<u>TD</u>	<u>Lng</u>
Nathan Stahl	21	6	1	14	0	12
Doug Griesdorn	0	0	0	0	0	0

Receiving

	<u>Cat</u>	<u>Yds</u>	<u>TD</u>	<u>Lng</u>	<u>Avg</u>
Brady Geier	2	20	0	12	10.0
Kyle Schoenherr	2	20	0	12	10.0
Craig Wellman	5	65	0	33	13.0
Kyle Rutschilling	1	4	0	4	4.0
Ryan Gerlach	1	15	1	15	15.0

Receiving

	<u>Cat</u>	<u>Yds</u>	<u>TD</u>	<u>Lng</u>	<u>Avg</u>
Kevin Kaup	1	-1	0	-1	-1.0
Alan Hartke	1	12	0	12	12.0
Jared Stammen	1	4	0	4	4.0
Andy Puthoff	1	-7	0	-7	-7.0
Matt Hemmelgarn	1	6	0	6	6.0
Jon Hemmelgarn	1	0	0	0	0.0

Punting

	<u>No</u>	<u>Yds</u>	<u>Avg</u>	<u>Lng</u>	<u>Blk</u>
Nick Rengers	4	141	35.3	42	0

Punting

	<u>No</u>	<u>Yds</u>	<u>Avg</u>	<u>Lng</u>	<u>Blk</u>
Nathan Stahl	10	329	32.9	38	0
Kyle Bruggeman	1	45	45	45	0

Punt Returns

	<u>No</u>	<u>Yds</u>	<u>TD</u>	<u>Lng</u>
Craig Wellman	3	13	0	6
Kyle Schoenherr	4	4	0	5

Punt Returns

	<u>No</u>	<u>Yds</u>	<u>TD</u>	<u>Lng</u>
Ryan Hartke	2	7	0	6

Kick Returns

	<u>No</u>	<u>Yds</u>	<u>TD</u>	<u>Lng</u>
Ross Homan	1	65	0	65

Kick Returns

	<u>No</u>	<u>Yds</u>	<u>TD</u>	<u>Lng</u>
Jon Hemmelgarn	2	34	0	18
Josh Werling	3	48	0	22

<u>Team</u>	<u>Time</u>	<u>Qtr</u>	<u>Scoring Play</u>	<u>Conversion</u>	<u>Plays-Yds</u>	<u>Score</u>
Coldwater	11:10	1st	Steve Borger 4 yd run	Trevor Stromblad kick good	3-13	7 - 0
Coldwater	02:18	2nd	Brady Geier 72 yd interception return	Trevor Stromblad kick good	1-72	14 - 0
Coldwater	08:45	3rd	Ryan Gerlach 5 yd pass from Steve Borger	Trevor Stromblad kick good	6-44	21 - 0
Coldwater	09:55	4th	Ross Homan 3 yd run	Trevor Stromblad kick good	8-62	28 - 0



Coldwater vs Parkway
October 1, 2004 at Cavalier Stadium - Coldwater
Final Statistics

<u>Score by Quarters</u>	<u>1</u>	<u>2</u>	<u>3</u>	<u>4</u>	<u>Final</u>	<u>Records</u>
Coldwater	14	21	0	7	42	6 - 0
Parkway	0	0	7	0	7	1 - 5

	<u>Coldwater</u>	<u>Parkway</u>
Offensive		
First Downs	16	6
by Run	10	2
by Pass	6	3
by Penalty	0	1
Rushes - Yards	38-215	28--3
Passes Comp - Att - Yds - Int	17-22-195-1	7-14-47-1
Total Offensive Plays - Yards	60-410	42-44
Kicking		
Punt Returns - Avg - Long	4-7-15	1-4-4
Kickoff Returns - Avg - Long	2-13-15	8-13-33
Field Goals Made - Att - Long	0-0-0	0-1-0
Punts - Average - Long	2-38-42	7-32-38
Turn-overs		
Interceptioned By	1	1
Fumbles - Lost	0-0	0-0
Penalties - Yards	10-85	3-20

Coldwater

Parkway

Rushing

	<u>Att</u>	<u>Yds</u>	<u>TD</u>	<u>Lg</u>	<u>Avg</u>
Steve Borger	7	32	1	15	4.6
Ryan Gerlach	5	52	1	28	10.4
Ross Homan	5	12	1	6	2.4
Craig Wellman	4	35	0	14	8.8
Kyle Schoenherr	5	21	0	11	4.2
Andy Boudreau	6	33	0	9	5.5
Sam Slavik	3	26	0	28	8.7
Doug Kahlig	3	4	0	5	1.3

Rushing

	<u>Att</u>	<u>Yds</u>	<u>TD</u>	<u>Lg</u>	<u>Avg</u>
Neil Staley	1	4	0	4	4.0
David Bell	11	-41	0	4	-3.7
Nick Reigle	13	29	1	10	2.2
Andy Long	1	2	0	2	2.0
Neil Staley	2	3	0	3	1.5

Passing

	<u>Att</u>	<u>Cmp</u>	<u>Int</u>	<u>Yds</u>	<u>TD</u>	<u>Lng</u>
Steve Borger	19	16	0	192	3	40
Sam Slavik	1	0	1	0	0	0
Craig Wellman	2	0	1	3	0	3

Passing

	<u>Att</u>	<u>Cmp</u>	<u>Int</u>	<u>Yds</u>	<u>TD</u>	<u>Lng</u>
David Bell	14	7	1	47	0	24

Receiving

	<u>Cat</u>	<u>Yds</u>	<u>TD</u>	<u>Lng</u>	<u>Avg</u>
Craig Wellman	5	46	2	17	9.2
Ryan Gerlach	1	4	0	4	4.0
Brady Geier	4	43	0	15	10.8
Justin Kahlig	5	72	1	40	14.4
Matt Howell	1	21	0	21	21.0
Ross Homan	1	9	0	9	9.0

Receiving

	<u>Cat</u>	<u>Yds</u>	<u>TD</u>	<u>Lng</u>	<u>Avg</u>
Mark Snyder	3	1	0	13	0.3
Cameron Roehm	1	24	0	24	24.0
Nick Reigle	3	22	0	11	7.3

Punting

	<u>No</u>	<u>Yds</u>	<u>Avg</u>	<u>Lng</u>	<u>Blk</u>
Nick Rengers	2	76	38	42	0

Punting

	<u>No</u>	<u>Yds</u>	<u>Avg</u>	<u>Lng</u>	<u>Blk</u>
David Bell	7	221	31.6	38	0

Punt Returns

	<u>No</u>	<u>Yds</u>	<u>TD</u>	<u>Lng</u>
Kyle Schoenherr	3	14	0	10
Craig Wellman	1	15	0	15

Punt Returns

	<u>No</u>	<u>Yds</u>	<u>TD</u>	<u>Lng</u>
Dallas Agner	1	4	0	4

Kick Returns

	<u>No</u>	<u>Yds</u>	<u>TD</u>	<u>Lng</u>
Matt Hoyng	1	11	0	11
Ryan Geier	1	15	0	15

Kick Returns

	<u>No</u>	<u>Yds</u>	<u>TD</u>	<u>Lng</u>
Brandon Bowen	2	31	0	17
Travis Vian	6	69	0	33

<u>Team</u>	<u>Time</u>	<u>Qtr</u>	<u>Scoring Play</u>	<u>Conversion</u>	<u>Plays-Yds</u>	<u>Score</u>
Coldwater	06:22	1st	Steve Borger 1 yd run	Trevor Stromblad kick good	8-49	7 - 0
Coldwater	02:39	1st	Ross Homan 6 yd run	Trevor Stromblad kick good	10-44	14 - 0
Coldwater	11:54	2nd	Craig Wellman 6 yd pass from Steve Borger	Trevor Stromblad kick good	5-58	21 - 0
Coldwater	08:33	2nd	Ryan Gerlach 28 yd run	Trevor Stromblad kick good	2-35	28 - 0
Coldwater	04:56	2nd	Craig Wellman 12 yd pass from Steve Borger	Trevor Stromblad kick good	5-36	35 - 0
Parkway	09:38	3rd	Nick Reigle 8 yd run	Brandon Bowen kick good	3-23	35 - 7
Coldwater	04:34	4th	Justin Kahlig 40 yd pass from Steve Borger	Trevor Stromblad kick good	6-55	42 - 7



Coldwater vs Minster
October 8, 2004 at Minster Memorial Stadium
Final Statistics

<u>Score by Quarters</u>	<u>1</u>	<u>2</u>	<u>3</u>	<u>4</u>	<u>Final</u>	<u>Records</u>
Coldwater	0	7	7	13	27	7 - 0
Minster	7	7	0	7	21	3 - 4

	<u>Coldwater</u>	<u>Minster</u>
Offensive		
First Downs	15	15
by Run	11	7
by Pass	3	7
by Penalty	1	1
Rushes - Yards	38-189	38-105
Passes Comp - Att - Yds - Int	9-23-114-1	11-19-180-2
Total Offensive Plays - Yards	61-303	57-285
Kicking		
Punt Returns - Avg - Long	3-3-10	3-4-11
Kickoff Returns - Avg - Long	2-5-9	3-17-22
Field Goals Made - Att - Long	0-0-0	0-0-0
Punts - Average - Long	6-38-51	7-36-46
Turn-overs		
Intercepted By	2	1
Fumbles - Lost	1-0	0-0
Penalties - Yards	4-21	2-15

Coldwater

Minster

Rushing

	<u>Att</u>	<u>Yds</u>	<u>TD</u>	<u>Lg</u>	<u>Avg</u>
Ross Homan	23	142	2	24	6.2
Ryan Gerlach	5	21	0	9	4.2
Steve Borger	9	1	0	6	0.1
Craig Wellman	1	25	0	25	25.0

Rushing

	<u>Att</u>	<u>Yds</u>	<u>TD</u>	<u>Lg</u>	<u>Avg</u>
Ty Parks	25	71	0	11	2.8
Alex Stricker	2	0	0	2	0.0
Brian Hoelscher	10	36	1	13	3.6
Troy Parks	1	-2	0	-2	-2.0

Passing

	<u>Att</u>	<u>Cmp</u>	<u>Int</u>	<u>Yds</u>	<u>TD</u>	<u>Lng</u>
Steve Borger	23	9	1	114	1	49

Passing

	<u>Att</u>	<u>Cmp</u>	<u>Int</u>	<u>Yds</u>	<u>TD</u>	<u>Lng</u>
Ty Parks	19	11	2	180	2	69

Receiving

	<u>Cat</u>	<u>Yds</u>	<u>TD</u>	<u>Lng</u>	<u>Avg</u>
Craig Wellman	6	55	0	16	9.2
Brady Geier	1	5	0	5	5.0
Ryan Gerlach	1	5	0	5	5.0
Kyle Schoenherr	1	49	1	49	49.0

Receiving

	<u>Cat</u>	<u>Yds</u>	<u>TD</u>	<u>Lng</u>	<u>Avg</u>
Troy Parks	3	94	1	69	31.3
name unavailable	1	23	0	23	23.0
Dane Sommer	3	40	1	19	13.3
Alex Stricker	4	23	0	11	5.8

Punting

	<u>No</u>	<u>Yds</u>	<u>Avg</u>	<u>Lng</u>	<u>Blk</u>
Nick Rengers	6	226	37.7	51	0

Punting

	<u>No</u>	<u>Yds</u>	<u>Avg</u>	<u>Lng</u>	<u>Blk</u>
Dane Sommer	7	253	36.1	46	0

Punt Returns

	<u>No</u>	<u>Yds</u>	<u>TD</u>	<u>Lng</u>
Craig Wellman	2	10	0	10
Kyle Schoenherr	1	0	0	0

Punt Returns

	<u>No</u>	<u>Yds</u>	<u>TD</u>	<u>Lng</u>
Troy Parks	2	0	0	0
Alex Stricker	1	11	0	11

Kick Returns

	<u>No</u>	<u>Yds</u>	<u>TD</u>	<u>Lng</u>
Gaston Pleiman	1	0	0	0
Ross Homan	1	9	0	9

Kick Returns

	<u>No</u>	<u>Yds</u>	<u>TD</u>	<u>Lng</u>
Troy Parks	3	51	0	22

<u>Team</u>	<u>Time</u>	<u>Qtr</u>	<u>Scoring Play</u>	<u>Conversion</u>	<u>Plays-Yds</u>	<u>Score</u>
Minster	09:51	1st	Troy Parks 69 yd pass from Ty Parks	Brendan Whitford kick good	5-85	0 - 7
Coldwater	07:57	2nd	Ross Homan 2 yd run	Trevor Stromblad kick good	7-55	7 - 7
Minster	00:08.2	2nd	Dane Sommer 8 yd pass from Ty Parks	Brendan Whitford kick good	8-64	7 - 14
Coldwater	06:09	3rd	Ross Homan 2 yd run	Trevor Stromblad kick good	12-80	14 - 14
Minster	10:32	4th	Brian Hoelscher 3 yd run	Brendan Whitford kick good	8-57	14 - 21
Coldwater	08:03	4th	Joe Wemert 96 yd interception return	Trevor Stromblad kick good	1-94	21 - 21
Coldwater	01:00	4th	Kyle Schoenherr 49 yd pass from Steve Borger	kick failed	4-49	27 - 21



Coldwater vs Versailles
October 15, 2004 at Cavalier Stadium - Coldwater
Final Statistics

<u>Score by Quarters</u>	<u>1</u>	<u>2</u>	<u>3</u>	<u>4</u>	<u>Final</u>	<u>Records</u>
Coldwater	0	0	7	3	10	8 - 0
Versailles	7	0	0	0	7	6 - 2

	<u>Coldwater</u>	<u>Versailles</u>
Offensive		
First Downs	8	11
by Run	5	9
by Pass	3	1
by Penalty	0	1
Rushes - Yards	31-80	42-152
Passes Comp - Att - Yds - Int	8-18-60-0	2-9-21-2
Total Offensive Plays - Yards	49-140	51-173
Kicking		
Punt Returns - Avg - Long	4-5-11	3-2-6
Kickoff Returns - Avg - Long	2-7-12	1-22-22
Field Goals Made - Att - Long	1-1-30	0-0-0
Punts - Average - Long	7-36-48	7-31-46
Turn-overs		
Intercepted By	2	0
Fumbles - Lost	2-0	0-0
Penalties - Yards	5-35	3-25

Coldwater

<u>Rushing</u>	<u>Att</u>	<u>Yds</u>	<u>TD</u>	<u>Lg</u>	<u>Avg</u>
Ross Homan	13	52	0	17	4.0
Steve Borger	16	23	0	20	1.4
Ryan Gerlach	2	5	0	3	2.5

<u>Passing</u>	<u>Att</u>	<u>Cmp</u>	<u>Int</u>	<u>Yds</u>	<u>TD</u>	<u>Lng</u>
Steve Borger	18	8	0	60	0	18

<u>Receiving</u>	<u>Cat</u>	<u>Yds</u>	<u>TD</u>	<u>Lng</u>	<u>Avg</u>
Brady Geier	3	19	0	11	6.3
Kyle Schoenherr	1	4	0	4	4.0
Craig Wellman	2	8	0	8	4.0
Gaston Pleiman	2	29	0	18	14.5

<u>Punting</u>	<u>No</u>	<u>Yds</u>	<u>Avg</u>	<u>Lng</u>	<u>Blk</u>
Nick Rengers	7	252	36	48	0

<u>Punt Returns</u>	<u>No</u>	<u>Yds</u>	<u>TD</u>	<u>Lng</u>
Craig Wellman	3	14	0	11
Kyle Schoenherr	1	7	0	7

<u>Kick Returns</u>	<u>No</u>	<u>Yds</u>	<u>TD</u>	<u>Lng</u>
Andy Boudreau	1	12	0	12
Craig Wellman	1	2	0	2

Versailles

<u>Rushing</u>	<u>Att</u>	<u>Yds</u>	<u>TD</u>	<u>Lg</u>	<u>Avg</u>
Curtis Wourms	12	75	1	25	6.3
Adam Francis	17	53	0	9	3.1
Russ Beisner	8	29	0	10	3.6
Tony McNeillan	5	-5	0	5	-1.0

<u>Passing</u>	<u>Att</u>	<u>Cmp</u>	<u>Int</u>	<u>Yds</u>	<u>TD</u>	<u>Lng</u>
Tony McNeillan	9	2	2	21	0	19

<u>Receiving</u>	<u>Cat</u>	<u>Yds</u>	<u>TD</u>	<u>Lng</u>	<u>Avg</u>
Curtis Wourms	2	21	0	19	10.5

<u>Punting</u>	<u>No</u>	<u>Yds</u>	<u>Avg</u>	<u>Lng</u>	<u>Blk</u>
Zac Richard	7	217	31	46	0

<u>Punt Returns</u>	<u>No</u>	<u>Yds</u>	<u>TD</u>	<u>Lng</u>
Curtis Wourms	1	-1	0	-1
Matt Murphy	2	6	0	6

<u>Kick Returns</u>	<u>No</u>	<u>Yds</u>	<u>TD</u>	<u>Lng</u>
Matt Murphy	1	22	0	22

<u>Team</u>	<u>Time</u>	<u>Qtr</u>	<u>Scoring Play</u>	<u>Conversion</u>	<u>Plays-Yds</u>	<u>Score</u>
Versailles	07:57	1st	Curtis Wourms 7 yd run	Zac Richard kick good	9-80	0 - 7
Coldwater	02:59	3rd	Brady Geier 90 yd interception return	Trevor Stromblad kick good	1-90	7 - 7
Coldwater	00:31	4th	Trevor Stromblad 30 yd field goal		6-34	10 - 7



Coldwater vs Ft. Recovery
October 22, 2004 at Barrenbrugge Park - Ft. Recovery
Final Statistics

<u>Score by Quarters</u>	<u>1</u>	<u>2</u>	<u>3</u>	<u>4</u>	<u>Final</u>	<u>Records</u>
Coldwater	10	25	14	0	49	9 - 0
Ft. Recovery	0	0	6	0	6	1 - 8

	<u>Coldwater</u>	<u>Ft. Recovery</u>
Offensive		
First Downs	19	5
by Run	14	2
by Pass	5	3
by Penalty	0	0
Rushes - Yards	41-218	35-73
Passes Comp - Att - Yds - Int	9-19-189-0	3-13-60-1
Total Offensive Plays - Yards	60-407	48-133
Kicking Game		
Punt Returns - Avg - Long	3-16-30	1-4-4
Kickoff Returns - Avg - Long	1-8-8	8-15-28
Field Goals Made - Att - Long	1-1-30	0-0-0
Punts - Average - Long	2-35-46	7-29-40
Turn-overs		
Intercepted By	1	0
Fumbles - Lost	1-0	2-2
Penalties - Yards	2-20	2-15

Coldwater

Ft. Recovery

<u>Rushing</u>	<u>Att</u>	<u>Yds</u>	<u>TD</u>	<u>Lg</u>	<u>Avg</u>
Steve Borger	9	82	0	23	9.1
Kyle Schoenherr	2	1	0	4	0.5
Ross Homan	6	34	1	12	5.7
Andy Boudreau	18	67	1	30	3.7
Ryan Gerlach	2	17	0	14	8.5
Craig Wellman	1	11	1	11	11.0
Steve Borger	1	4	0	4	4.0
Doug Kahlig	2	2	0	3	1.0

<u>Rushing</u>	<u>Att</u>	<u>Yds</u>	<u>TD</u>	<u>Lg</u>	<u>Avg</u>
Nick Hemmelgarn	6	12	0	4	2.0
Mark Willmann	3	13	0	7	4.3
Greg Faller	6	11	0	9	1.8
Dusty Guggenbiller	2	1	0	3	0.5
name unavailable	3	0	0	1	0.0
Tyler Wuebker	15	36	0	10	2.4

<u>Passing</u>	<u>Att</u>	<u>Cmp</u>	<u>Int</u>	<u>Yds</u>	<u>TD</u>	<u>Lng</u>
Steve Borger	14	8	0	173	3	41
Sam Slavik	5	1	0	16	1	16

<u>Passing</u>	<u>Att</u>	<u>Cmp</u>	<u>Int</u>	<u>Yds</u>	<u>TD</u>	<u>Lng</u>
Mark Willmann	5	1	0	7	0	7
Greg Faller	1	0	0	0	0	0
Craig Garman	0	0	0	0	0	0
Tyler Wuebker	7	2	1	53	0	46

<u>Receiving</u>	<u>Cat</u>	<u>Yds</u>	<u>TD</u>	<u>Lng</u>	<u>Avg</u>
Justin Kahlig	2	40	1	24	20.0
Craig Wellman	3	55	1	39	18.3
Kyle Rutschilling	1	1	0	1	1.0
Ryan Gerlach	1	39	1	39	39.0
Ross Homan	1	41	1	41	41.0
Kyle Schoenherr	1	13	0	13	13.0

<u>Receiving</u>	<u>Cat</u>	<u>Yds</u>	<u>TD</u>	<u>Lng</u>	<u>Avg</u>
Tyler Wuebker	1	7	0	7	7.0
Jason VanSkyock	1	7	0	7	7.0
Dusty Guggenbiller	1	46	1	46	46.0

<u>Punting</u>	<u>No</u>	<u>Yds</u>	<u>Avg</u>	<u>Lng</u>	<u>Blk</u>
Andy Boudreau	2	69	34.5	46	0

<u>Punting</u>	<u>No</u>	<u>Yds</u>	<u>Avg</u>	<u>Lng</u>	<u>Blk</u>
Clint Tobe	5	155	31	40	0
Greg Faller	2	47	23.5	32	0

<u>Punt Returns</u>	<u>No</u>	<u>Yds</u>	<u>TD</u>	<u>Lng</u>
Craig Wellman	2	18	0	13
Kyle Schoenherr	1	30	0	30

<u>Punt Returns</u>	<u>No</u>	<u>Yds</u>	<u>TD</u>	<u>Lng</u>
Greg Faller	1	4	0	4

<u>Kick Returns</u>	<u>No</u>	<u>Yds</u>	<u>TD</u>	<u>Lng</u>
Cody Muhlenkamp	1	8	0	8

<u>Kick Returns</u>	<u>No</u>	<u>Yds</u>	<u>TD</u>	<u>Lng</u>
Michale Trobridge	3	32	0	16
Tyler Wuebker	2	30	0	21
Greg Faller	1	16	0	16
Tony Diller	1	12	0	12
name unavailable	1	28	0	28

<u>Team</u>	<u>Time</u>	<u>Qtr</u>	<u>Scoring Play</u>	<u>Conversion</u>	<u>Plays-Yds</u>	<u>Score</u>
Coldwater	06:07	1st	Ross Homan 6 yd run	Trevor Stromblad kick good	7-72	7 - 0
Coldwater	05:33	1st	Trevor Stromblad 30 yd field goal		4-21	10 - 0
Coldwater	11:52	2nd	Craig Wellman 11 yd run	kick failed	8-59	16 - 0
Coldwater	08:21	2nd	Ryan Gerlach 39 yd pass from Steve Borger	kick failed	4-55	22 - 0
Coldwater	05:12	2nd	Ross Homan 41 yd pass from Steve Borger	kick failed	3-54	28 - 0
Coldwater	02:44	2nd	Andy Boudreau 30 yd run	Trevor Stromblad kick good	2-45	35 - 0
Coldwater	09:23	3rd	Craig Wellman 39 yd pass from Steve Borger	Trevor Stromblad kick good	6-65	42 - 0
Coldwater	06:54	3rd	Justin Kahlig 6 yd pass from Sam Slavik	Trevor Stromblad kick good	4-15	49 - 0
Ft. Recovery	00:01	3rd	Dusty Guggenbiller 46 yd pass from Tyler Wuebker	kick failed	8-77	49 - 6



Coldwater vs Delphos S.J.
October 29, 2004 at Cavalier Stadium - Coldwater
Final Statistics

<u>Score by Quarters</u>	<u>1</u>	<u>2</u>	<u>3</u>	<u>4</u>	<u>Final</u>	<u>Records</u>
Coldwater	0	7	7	0	14	10 - 0
Delphos S.J.	7	0	0	0	7	6 - 4

	<u>Coldwater</u>	<u>Delphos S.J.</u>
Offensive		
First Downs	11	8
by Run	5	5
by Pass	5	3
by Penalty	1	0
Rushes - Yards	34-120	35-10
Passes Comp - Att - Yds - Int	9-20-162-1	9-17-57-1
Total Offensive Plays - Yards	54-282	52-67
Kicking		
Punt Returns - Avg - Long	4-6-11	2-8-11
Kickoff Returns - Avg - Long	2-6-14	2-15-17
Field Goals Made - Att - Long	0-0-0	0-0-0
Punts - Average - Long	5-36-45	7-35-49
Turn-overs		
Intercepted By	1	1
Fumbles - Lost	1-1	0-0
Penalties - Yards	6-34	3-20

Coldwater

Delphos S.J.

Rushing

	<u>Att</u>	<u>Yds</u>	<u>TD</u>	<u>Lg</u>	<u>Avg</u>
Steve Borger	9	18	0	12	2.0
Ross Homan	19	101	1	19	5.3
Ryan Gerlach	4	4	0	2	1.0
Kyle Schoenherr	1	5	0	5	5.0
Craig Wellman	1	-8	0	-8	-8.0

Rushing

	<u>Att</u>	<u>Yds</u>	<u>TD</u>	<u>Lg</u>	<u>Avg</u>
Spencer Wells	14	-44	0	7	-3.1
Matt Shumaker	10	32	0	7	3.2
Andrew DeWitt	5	4	1	3	0.8
John Clark	4	11	0	6	2.8
Nick Johnson	1	9	0	9	9.0
Bart Bergfeld	1	-2	0	-2	-2.0

Passing

	<u>Att</u>	<u>Cmp</u>	<u>Int</u>	<u>Yds</u>	<u>TD</u>	<u>Lng</u>
Steve Borger	20	9	1	162	1	74

Passing

	<u>Att</u>	<u>Cmp</u>	<u>Int</u>	<u>Yds</u>	<u>TD</u>	<u>Lng</u>
Spencer Wells	17	9	1	57	0	16

Receiving

	<u>Cat</u>	<u>Yds</u>	<u>TD</u>	<u>Lng</u>	<u>Avg</u>
Craig Wellman	3	22	0	11	7.3
Ryan Gerlach	1	6	0	6	6.0
Kyle Schoenherr	3	54	0	36	18.0
Ross Homan	1	74	1	74	74.0
Gaston Pleiman	1	6	0	6	6.0

Receiving

	<u>Cat</u>	<u>Yds</u>	<u>TD</u>	<u>Lng</u>	<u>Avg</u>
Cory Kundert	2	15	0	10	7.5
Josh Rose	1	9	0	9	9.0
Matt Shumaker	2	1	0	2	0.5
Adam Bockey	1	6	0	6	6.0
Andrew DeWitt	1	4	0	4	4.0
Bart Bergfeld	1	16	0	16	16.0
Jay Geise	1	6	0	6	6.0

Punting

	<u>No</u>	<u>Yds</u>	<u>Avg</u>	<u>Lng</u>	<u>Blk</u>
Nick Rengers	5	178	35.6	45	0

Punting

	<u>No</u>	<u>Yds</u>	<u>Avg</u>	<u>Lng</u>	<u>Blk</u>
Dan McCormick	7	244	34.9	49	0

Punt Returns

	<u>No</u>	<u>Yds</u>	<u>TD</u>	<u>Lng</u>
Kyle Schoenherr	2	15	0	11
Craig Wellman	2	10	0	10

Punt Returns

	<u>No</u>	<u>Yds</u>	<u>TD</u>	<u>Lng</u>
Curtis Laudick	1	11	0	11
Cory Kundert	1	4	0	4

Kick Returns

	<u>No</u>	<u>Yds</u>	<u>TD</u>	<u>Lng</u>
Ross Homan	2	12	0	14

Kick Returns

	<u>No</u>	<u>Yds</u>	<u>TD</u>	<u>Lng</u>
Curtis Laudick	2	29	0	17

<u>Team</u>	<u>Time</u>	<u>Qtr Scoring Play</u>	<u>Conversion</u>	<u>Plays-Yds</u>	<u>Score</u>
Delphos S.J.	05:32	1st Andrew DeWitt 3 yd run	Spencer Wells kick good	3-12	0 - 7
Coldwater	11:19	2nd Ross Homan 2 yd run	Trevor Stromblad kick good	8-74	7 - 7
Coldwater	11:05	3rd Ross Homan 74 yd pass from Steve Borger	Trevor Stromblad kick good	3-76	14 - 7



Coldwater vs Avon
November 5, 2004 at Cavalier Stadium - Coldwater
Division IV - Region 14 Quarterfinals - Final Statistics

<u>Score by Quarters</u>	<u>1</u>	<u>2</u>	<u>3</u>	<u>4</u>	<u>Final</u>	<u>Records</u>
Coldwater	7	21	7	0	35	11 - 0
Avon	0	0	0	0	0	8 - 3

	<u>Coldwater</u>	<u>Avon</u>
Offensive		
First Downs	12	11
by Run	4	6
by Pass	8	4
by Penalty	0	1
Rushes - Yards	27-119	43-72
Passes Comp - Att - Yds - Int	14-19-282-1	6-18-49-1
Total Offensive Plays - Yards	46-401	61-121
Kicking		
Punt Returns - Avg - Long	2-2-4	1-12-12
Kickoff Returns - Avg - Long	1-19-19	6-13-18
Field Goals Made - Att - Long	0-1-0	0-0-0
Punts - Average - Long	2-33-34	4-32-43
Turn-overs		
Intercepted By	1	1
Fumbles - Lost	0-0	1-1
Penalties - Yards	6-55	2-15

Coldwater

Avon

<u>Rushing</u>	<u>Att</u>	<u>Yds</u>	<u>TD</u>	<u>Lg</u>	<u>Avg</u>
Ross Homan	8	19	1	6	2.4
Ryan Gerlach	4	12	0	9	3.0
Steve Borger	6	30	0	12	5.0
Andy Boudreau	9	58	0	33	6.4

<u>Rushing</u>	<u>Att</u>	<u>Yds</u>	<u>TD</u>	<u>Lg</u>	<u>Avg</u>
Adam Long	34	72	0	10	2.1
Zack Giorgis	5	15	0	7	3.0
Shawn Stencil	4	-15	0	2	-3.8

<u>Passing</u>	<u>Att</u>	<u>Cmp</u>	<u>Int</u>	<u>Yds</u>	<u>TD</u>	<u>Lng</u>
Steve Borger	18	14	0	282	4	51
Sam Slavik	1	0	1	0	0	0

<u>Passing</u>	<u>Att</u>	<u>Cmp</u>	<u>Int</u>	<u>Yds</u>	<u>TD</u>	<u>Lng</u>
Shawn Stencil	18	6	1	49	0	12

<u>Receiving</u>	<u>Cat</u>	<u>Yds</u>	<u>TD</u>	<u>Lng</u>	<u>Avg</u>
Kyle Schoenherr	3	100	1	51	33.3
Craig Wellman	4	64	1	45	16.0
Ross Homan	1	16	0	16	16.0
Brady Geier	3	24	0	10	8.0
Justin Kahlig	2	58	2	43	29.0
Gaston Pleiman	1	20	0	20	20.0

<u>Receiving</u>	<u>Cat</u>	<u>Yds</u>	<u>TD</u>	<u>Lng</u>	<u>Avg</u>
Tim Mentler	2	20	0	11	10.0
Chris Jensen	4	29	0	12	7.3

<u>Punting</u>	<u>No</u>	<u>Yds</u>	<u>Avg</u>	<u>Lng</u>	<u>Blk</u>
Nick Rengers	2	65	32.5	34	0

<u>Punting</u>	<u>No</u>	<u>Yds</u>	<u>Avg</u>	<u>Lng</u>	<u>Blk</u>
Shawn Stencil	4	126	31.5	43	0

<u>Punt Returns</u>	<u>No</u>	<u>Yds</u>	<u>TD</u>	<u>Lng</u>
Craig Wellman	1	4	0	4
Kyle Schoenherr	1	0	0	0

<u>Punt Returns</u>	<u>No</u>	<u>Yds</u>	<u>TD</u>	<u>Lng</u>
Chris Jensen	1	12	0	12

<u>Kick Returns</u>	<u>No</u>	<u>Yds</u>	<u>TD</u>	<u>Lng</u>
Craig Wellman	1	19	0	19

<u>Kick Returns</u>	<u>No</u>	<u>Yds</u>	<u>TD</u>	<u>Lng</u>
Zack Giorgis	4	54	0	18
Adam Long	2	26	0	16

<u>Team</u>	<u>Time</u>	<u>Qtr</u>	<u>Scoring Play</u>	<u>Conversion</u>	<u>Plays-Yds</u>	<u>Score</u>
Coldwater	03:25	1st	Craig Wellman 45 yd pass from Steve Borger	Trevor Stromblad kick good	5-68	7 - 0
Coldwater	11:04	2nd	Justin Kahlig 43 yd pass from Steve Borger	Trevor Stromblad kick good	7-66	14 - 0
Coldwater	09:43	2nd	Kyle Schoenherr 51 yd pass from Steve Borger	Trevor Stromblad kick good	1-51	21 - 0
Coldwater	02:02	2nd	Justin Kahlig 15 yd pass from Steve Borger	Trevor Stromblad kick good	4-15	28 - 0
Coldwater	07:18	3rd	Ross Homan 3 yd run	Trevor Stromblad kick good	7-62	35 - 0



Coldwater vs Delta
November 12, 2004 at Lima Senior Stadium
Division IV - Region 14 Semifinals - Final Statistics

<u>Score by Quarters</u>	<u>1</u>	<u>2</u>	<u>3</u>	<u>4</u>	<u>OT1</u>	<u>OT2</u>	<u>Final</u>	<u>Records</u>
Coldwater	7	7	7	7	7	6	41	12 - 0
Delta	7	14	0	7	7	0	35	9 - 3

	<u>Coldwater</u>	<u>Delta</u>
Offensive		
First Downs	16	17
by Run	6	13
by Pass	10	2
by Penalty	0	2
Rushes - Yards	32-99	60-248
Passes Comp - Att - Yds - Int	16-23-241-2	4-7-45-1
Total Offensive Plays - Yards	55-340	67-293
Kicking		
Punt Returns - Avg - Long	1-0-0	1-0-0
Kickoff Returns - Avg - Long	5-8-12	5-16-27
Field Goals Made - Att - Long	0-0-0	0-2-0
Punts - Average - Long	2-46-47	4-24-35
Turn-overs		
Interceptioned By	1	2
Fumbles - Lost	3-2	1-0
Penalties - Yards	4-36	2-10

Coldwater

Delta

Rushing

	<u>Att</u>	<u>Yds</u>	<u>TD</u>	<u>Lg</u>	<u>Avg</u>
Ross Homan	22	79	3	8	3.6
Ryan Gerlach	2	2	0	2	1.0
Steve Borger	8	18	0	23	2.3

Rushing

	<u>Att</u>	<u>Yds</u>	<u>TD</u>	<u>Lg</u>	<u>Avg</u>
Jamison Moss	16	72	2	8	4.5
Nate Kmic	27	111	1	12	4.1
Ryan Vicars	4	-8	1	3	-2.0
Alex Armstrong	8	50	0	23	6.3
Tony Cass	5	23	0	13	4.6

Passing

	<u>Att</u>	<u>Cmp</u>	<u>Int</u>	<u>Yds</u>	<u>TD</u>	<u>Lng</u>
Steve Borger	23	16	2	241	3	37

Passing

	<u>Att</u>	<u>Cmp</u>	<u>Int</u>	<u>Yds</u>	<u>TD</u>	<u>Lng</u>
Ryan Vicars	6	3	1	42	0	28
Nate Kmic	1	1	0	3	0	3

Receiving

	<u>Cat</u>	<u>Yds</u>	<u>TD</u>	<u>Lng</u>	<u>Avg</u>
Kyle Schoenherr	2	47	1	27	23.5
Brady Geier	4	43	0	15	10.8
Ross Homan	4	55	2	24	13.8
Craig Wellman	1	6	0	6	6.0
Ryan Gerlach	4	74	0	37	18.5
Justin Kahlig	1	16	0	16	16.0

Receiving

	<u>Cat</u>	<u>Yds</u>	<u>TD</u>	<u>Lng</u>	<u>Avg</u>
Joe Purdue	1	3	0	3	3.0
Craig Walter	1	3	0	3	3.0
Tony Cass	2	39	0	28	19.5

Punting

	<u>No</u>	<u>Yds</u>	<u>Avg</u>	<u>Lng</u>	<u>Blk</u>
Nick Rengers	2	91	45.5	47	0

Punting

	<u>No</u>	<u>Yds</u>	<u>Avg</u>	<u>Lng</u>	<u>Blk</u>
Ryan Vicars	4	97	24.3	35	1

Punt Returns

	<u>No</u>	<u>Yds</u>	<u>TD</u>	<u>Lng</u>
Craig Wellman	1	0	0	0

Punt Returns

	<u>No</u>	<u>Yds</u>	<u>TD</u>	<u>Lng</u>
Alex Armstrong	1	0	0	0

Kick Returns

	<u>No</u>	<u>Yds</u>	<u>TD</u>	<u>Lng</u>
Craig Wellman	1	7	0	7
Kyle Schoenherr	2	20	0	11
Gaston Pleiman	2	14	0	12

Kick Returns

	<u>No</u>	<u>Yds</u>	<u>TD</u>	<u>Lng</u>
Nate Kmic	4	78	0	27
Dustin Shope	1	0	0	0

Team

Time

Qtr Scoring Play

Conversion

Plays-Yds

Score

Coldwater	07:43	1st Ross Homan 2 yd run	Trevor Stromblad kick good	11-80	7 - 0
Delta	02:57	1st Alex Armstrong 37 yd fumble return	Nate Kmic kick good	1-37	7 - 7
Delta	11:28	2nd Nate Kmic 7 yd run	kick failed	7-50	7 - 13
Coldwater	05:29	2nd Ross Homan 24 yd pass from Steve Borger	Trevor Stromblad kick good	5-67	14 - 13
Delta	00:20	2nd Jamison Moss 3 yd run	Joe Purdue run good	10-62	14 - 21
Coldwater	04:45	3rd Ross Homan 3 yd run	Trevor Stromblad kick good	2-6	21 - 21
Delta	04:37	4th Ryan Vicars 3 yd run	Nate Kmic kick good	6-25	21 - 28
Coldwater	01:08	4th Ross Homan 7 yd run	Trevor Stromblad kick good	12-78	28 - 28
Coldwater	00:00	OT1 Kyle Schoenherr 20 yd pass from Steve Borger	Trevor Stromblad kick good	1-20	35 - 28
Delta	00:00	OT1 Jamison Moss 7 yd run	Nate Kmic kick good	3-20	35 - 35
Coldwater	00:00	OT2 Ross Homan 4 yd pass from Steve Borger		6-20	41 - 35



Coldwater vs Huron
November 19, 2004 at Fostoria Memorial Stadium
Division IV - Region 14 Final - Final Statistics

<u>Score by Quarters</u>	<u>1</u>	<u>2</u>	<u>3</u>	<u>4</u>	<u>Final</u>	<u>Records</u>
Coldwater	7	3	9	0	19	13 - 0
Huron	0	0	0	6	6	21 - 1

	<u>Coldwater</u>	<u>Huron</u>
Offensive		
First Downs	14	14
by Run	7	5
by Pass	6	8
by Penalty	1	1
Rushes - Yards	37-122	30-21
Passes Comp - Att - Yds - Int	9-17-171-1	14-24-131-4
Total Offensive Plays - Yards	54-293	54-152
Kicking		
Punt Returns - Avg - Long	5-9-30	1-3-3
Kickoff Returns - Avg - Long	2-18-22	4-16-26
Field Goals Made - Att - Long	1-1-30	0-0-0
Punts - Average - Long	4-44-55	5-36-40
Turn-overs		
Intercepted By	4	1
Fumbles - Lost	4-2	2-1
Penalties - Yards	4-26	1-0

Coldwater

Huron

Rushing

	<u>Att</u>	<u>Yds</u>	<u>TD</u>	<u>Lg</u>	<u>Avg</u>
Ross Homan	22	77	0	12	3.5
Steve Borger	12	40	0	13	3.3
Mark Heini	1	0	0	0	0.0
Ryan Gerlach	2	5	0	3	2.5

Rushing

	<u>Att</u>	<u>Yds</u>	<u>TD</u>	<u>Lg</u>	<u>Avg</u>
Trevor Greenawalt	5	23	0	12	4.6
Brian West	3	6	0	3	2.0
Craig Nickoli	1	6	0	6	6.0
Branden Jakubcin	17	-28	1	12	-1.6
Craig Lindsley	3	19	0	11	6.3
Evan DeLuca	1	-5	0	-5	-5.0

Passing

	<u>Att</u>	<u>Cmp</u>	<u>Int</u>	<u>Yds</u>	<u>TD</u>	<u>Lng</u>
Steve Borger	17	9	1	171	2	49

Passing

	<u>Att</u>	<u>Cmp</u>	<u>Int</u>	<u>Yds</u>	<u>TD</u>	<u>Lng</u>
Branden Jakubcin	24	14	4	131	0	21

Receiving

	<u>Cat</u>	<u>Yds</u>	<u>TD</u>	<u>Lng</u>	<u>Avg</u>
Craig Wellman	4	99	1	49	24.8
Ross Homan	1	2	0	2	2.0
Gaston Pleiman	3	63	1	33	21.0
Kyle Schoenherr	1	7	0	7	7.0

Receiving

	<u>Cat</u>	<u>Yds</u>	<u>TD</u>	<u>Lng</u>	<u>Avg</u>
Craig Lindsley	1	10	0	10	10.0
Lucas Bauer	2	25	0	21	12.5
Brian West	1	10	0	10	10.0
Craig Nickoli	1	-1	0	-1	-1.0
John Geretz	4	40	0	21	10.0
Calvin Black	3	28	0	12	9.3
Evan DeLuca	3	28	0	10	9.3

Punting

	<u>No</u>	<u>Yds</u>	<u>Avg</u>	<u>Lng</u>	<u>Blk</u>
Nick Rengers	4	174	43.5	55	0

Punting

	<u>No</u>	<u>Yds</u>	<u>Avg</u>	<u>Lng</u>	<u>Blk</u>
Craig Nickoli	5	180	36	40	0

Punt Returns

	<u>No</u>	<u>Yds</u>	<u>TD</u>	<u>Lng</u>
Kyle Schoenherr	2	5	0	7
Craig Wellman	3	40	0	30

Punt Returns

	<u>No</u>	<u>Yds</u>	<u>TD</u>	<u>Lng</u>
Craig Nickoli	1	3	0	3

Kick Returns

	<u>No</u>	<u>Yds</u>	<u>TD</u>	<u>Lng</u>
Craig Wellman	1	22	0	22
Kyle Schoenherr	1	14	0	14

Kick Returns

	<u>No</u>	<u>Yds</u>	<u>TD</u>	<u>Lng</u>
Calvin Black	2	43	0	26
Trevor Greenawalt	2	22	0	15

<u>Team</u>	<u>Time</u>	<u>Qtr</u>	<u>Scoring Play</u>	<u>Conversion</u>	<u>Plays-Yds</u>	<u>Score</u>
Coldwater	09:19	1st	Craig Wellman 49 yd pass from Steve Borger	Trevor Stromblad kick good	2-50	7 - 0
Coldwater	00:02	2nd	Trevor Stromblad 30 yd field goal			10 - 0
Coldwater	04:01	3rd	Tackle for safety by Brian M. Brunswick			12 - 0
Coldwater	00:02	3rd	Gaston Pleiman 13 yd pass from Steve Borger	Trevor Stromblad kick good	8-50	19 - 0
Huron	09:22	4th	Branden Jakubcin 12 yd run	run failed	9-61	19 - 6



Coldwater vs Versailles
November 26, 2004 at Welcome Stadium - Dayton, Ohio
Division IV - State Semifinal - Final Statistics

<u>Score by Quarters</u>	<u>1</u>	<u>2</u>	<u>3</u>	<u>4</u>	<u>Final</u>	<u>Records</u>
Coldwater	0	0	0	0	0	13 - 1
Versailles	0	7	7	0	14	11 - 3

	<u>Coldwater</u>	<u>Versailles</u>
Offensive		
First Downs	8	21
by Run	2	17
by Pass	5	2
by Penalty	1	2
Rushes - Yards	16-28	69-264
Passes Comp - Att - Yds - Int	9-16-74-1	2-5-42-0
Total Offensive Plays - Yards	32-102	74-306
Kicking		
Punt Returns - Avg - Long	1-6-6	1-4-4
Kickoff Returns - Avg - Long	2-13-17	1-15-15
Field Goals Made - Att - Long	0-0-0	0-0-0
Punts - Average - Long	5-34-39	3-25-37
Turn-overs		
Interceptions By	0	1
Fumbles - Lost	3-2	1-0
Penalties - Yards	3-25	4-30

Coldwater

Versailles

Rushing

	<u>Att</u>	<u>Yds</u>	<u>TD</u>	<u>Lg</u>	<u>Avg</u>
Ryan Gerlach	3	9	0	4	3.0
Ross Homan	7	22	0	8	3.1
Steve Borger	5	-8	0	2	-1.6
Kyle Schoenherr	1	5	0	5	5.0

Rushing

	<u>Att</u>	<u>Yds</u>	<u>TD</u>	<u>Lg</u>	<u>Avg</u>
Tony McNeillan	10	16	0	5	1.6
Adam Francis	19	87	0	13	4.6
Curtis Wourms	25	110	2	11	4.4
Matt Murphy	6	22	0	6	3.7
Russ Beisner	9	29	0	9	3.2

Passing

	<u>Att</u>	<u>Cmp</u>	<u>Int</u>	<u>Yds</u>	<u>TD</u>	<u>Lng</u>
Steve Borger	16	9	1	74	0	17

Passing

	<u>Att</u>	<u>Cmp</u>	<u>Int</u>	<u>Yds</u>	<u>TD</u>	<u>Lng</u>
Tony McNeillan	5	2	0	42	0	29

Receiving

	<u>Cat</u>	<u>Yds</u>	<u>TD</u>	<u>Lng</u>	<u>Avg</u>
Brady Geier	3	35	0	17	11.7
Craig Wellman	4	23	0	12	5.8
Kyle Rutschilling	1	8	0	8	8.0
Ryan Gerlach	1	8	0	8	8.0

Receiving

	<u>Cat</u>	<u>Yds</u>	<u>TD</u>	<u>Lng</u>	<u>Avg</u>
Steven Winner	1	13	0	13	13.0
Curtis Wourms	1	29	0	29	29.0

Punting

	<u>No</u>	<u>Yds</u>	<u>Avg</u>	<u>Lng</u>	<u>Blk</u>
Nick Rengers	5	171	34.2	39	0

Punting

	<u>No</u>	<u>Yds</u>	<u>Avg</u>	<u>Lng</u>	<u>Blk</u>
Zac Richard	3	76	25.3	37	0

Punt Returns

	<u>No</u>	<u>Yds</u>	<u>TD</u>	<u>Lng</u>
Craig Wellman	1	6	0	6

Punt Returns

	<u>No</u>	<u>Yds</u>	<u>TD</u>	<u>Lng</u>
Curtis Wourms	1	4	0	4

Kick Returns

	<u>No</u>	<u>Yds</u>	<u>TD</u>	<u>Lng</u>
Kyle Schoenherr	1	17	0	17
Gaston Pleiman	1	8	0	8

Kick Returns

	<u>No</u>	<u>Yds</u>	<u>TD</u>	<u>Lng</u>
Matt Murphy	1	15	0	15

<u>Team</u>	<u>Time</u>	<u>Qtr</u>	<u>Scoring Play</u>	<u>Conversion</u>	<u>Plays-Yds</u>	<u>Score</u>
Versailles	06:43	2nd	Curtis Wourms 7 yd run	Zac Richard kick good	11-62	0 - 7
Versailles	01:03	3rd	Curtis Wourms 1 yd run	Zac Richard kick good	7-54	0 - 14

Final Stats



Coldwater Cavaliers
2004 Season Statistics
Record 13-1

Midwest Athletic Conference Champs
#1 in Final Division IV AP Poll
Division IV Region 14 Champions

<u>Score by Quarters</u>	<u>1</u>	<u>2</u>	<u>3</u>	<u>4</u>	<u>OT</u>	<u>Total</u>
Coldwater	91	136	86	65	13	391
Opponents	35	49	27	20	7	138

	<u>Coldwater</u>	<u>Opponents</u>	<u>Schedule</u>		
Offensive	First Downs	181	Kenton	W 25 - 0	
	by Run	96	Marion Local	W 24 - 14	
	by Pass	81	New Bremen	W 28 - 21	
	by Penalty	4	Dublin Jerome	W 49 - 0	
	Rushes - Yards	456 - 1969	586 - 1575	St. Henry	W 28 - 0
	Passes Comp-Att-Yds-Int	151 - 271 - 2356 - 16	83 - 193 - 856 - 18	Parkway	W 42 - 7
	Total Offensive Plays - Yards	727 - 4325	779 - 2431	Minster	W 27 - 21
Kicking Game	Punt Returns - Avg - Long	51 - 9.2 - 83	Versailles	W 10 - 7	
	Kickoff Returns - Avg - Long	30 - 16.7 - 96	Fort Recovery	W 49 - 6	
	Field Goals Made - Att - Long	4 - 5 - 34	St. Johns	W 14 - 7	
	Punts - Avg - Long - Block	54 - 36.1 - 55 - 0	Avon	W 35 - 0	
Turn-overs	Intercepted By	18	Delta	W 41 - 35 ^{2 ot}	
	Fumbles - Lost	25 - 10	Huron	W 19 - 6	
	Penalties - Yards	69 - 559	Versailles	L 0 - 14	

Individual Statistics

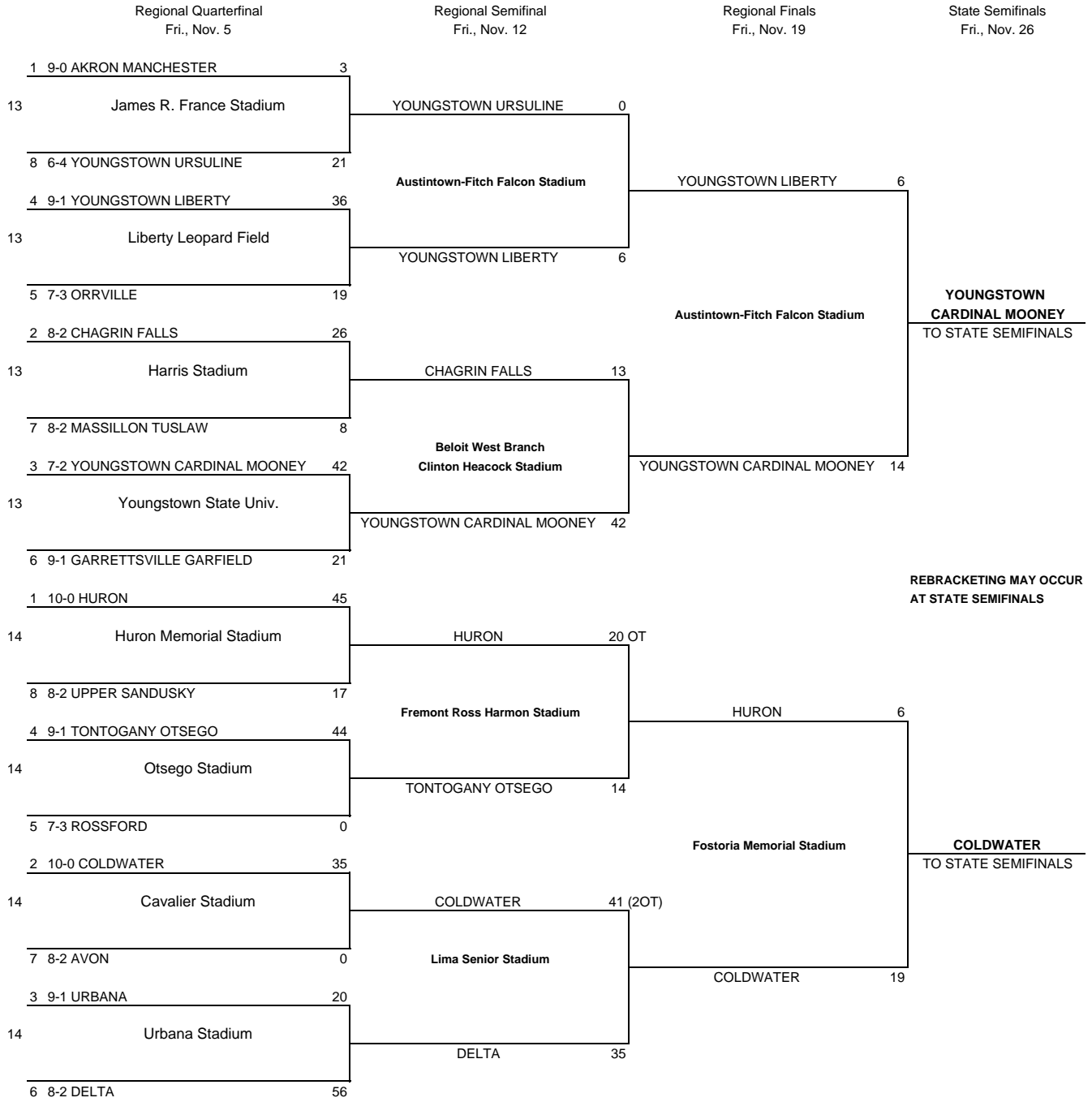
											<u>QB Rating</u>				
<u>Rushing</u>						<u>Passing</u>						<u>NCAA</u>	<u>NFL</u>		
	<u>Att</u>	<u>Yds</u>	<u>TD</u>	<u>Lng</u>	<u>Avg</u>		<u>Att</u>	<u>Cmp</u>	<u>Int</u>	<u>Yds</u>	<u>TD</u>				
Steve Borger	135	423	2	23	3.1	Steve Borger	257	146	14	2297	26	154.4	97.7		
Andy Boudreau	47	201	1	33	4.3	Sam Slavik	11	4	2	56	2				
Ryan Gerlach	47	272	2	49	5.8	Craig Wellman	3	1	0	3	0				
Mark Heint	2	32	0	32	16.0	<u>Punting</u>									
Ross Homan	166	807	14	56	4.9		<u>No</u>	<u>Yds</u>	<u>Avg</u>	<u>Lng</u>	<u>Blk</u>				
Doug Kahlig	10	40	0	25	4.0	Andy Boudreau	2	69	34.5	46	0				
Kyle Schoenherr	27	100	0	15	3.7	Jeff Fritz	2	62	31.0	32	0				
Sam Slavik	9	24	0	28	2.7	Nick Rengers	50	1817	36.3	55	0				
Craig Wellman	13	70	2	25	5.4	<u>Kickoffs</u>									
<u>Receiving</u>							<u>No</u>	<u>Yds</u>	<u>Avg</u>	<u>Lng</u>					
Brady Geier	27	321	2	41	11.9	Jeff Fritz	24	1089	45.4	54					
Ryan Geier	3	40	1	30	13.3	Trevor Stromblad	48	2352	49	60					
Ryan Gerlach	15	300	3	80	20.0	<u>Field Goals</u>									
Ross Homan	11	249	5	74	22.6		<u>Att</u>	<u>Cmp</u>	<u>Avg</u>	<u>Lng</u>	<u>Blk</u>				
Matt Howell	1	21	0	21	21.0	Trevor Stromblad	5	4	31.4	34	0				
Justin Kahlig	14	300	5	53	21.4	Individual Distances Makes: 34, 30, 30, 30. Missed 33									
Gaston Pleiman	8	121	1	33	15.1	<u>Interceptions</u>									
Kyle Rutschilling	8	63	0	18	7.9		<u>No</u>	<u>Yds</u>	<u>TD</u>	<u>Avg</u>					
Kyle Schoenherr	16	353	4	51	22.1	Brady Geier	6	187	2	31.2					
Craig Wellman	48	588	7	54	12.3	Ross Homan	1	15	0	15					
<u>Kick Returns</u>						Matt Howell	1	0	0	0					
Andy Boudreau	1	12	0	12		Kyle Rutschilling	2	5	0	2.5					
Ryan Geier	1	15	0	15		Kyle Schoenherr	1	0	0	0					
Ryan Gerlach	1	10	0	10		Trevor Stromblad	1	17	0	17					
Ross Homan	6	131	0	65		Craig Wellman	4	21	0	5.25					
Matt Hoyng	1	11	0	11		Joe Wemert	1	94	1	94					
Cody Muhlenkamp	1	8	0	8		Brad Wood	1	56	0	56					
Gaston Pleiman	4	22	0	12		<u>Punt Returns</u>									
Kyle Schoenherr	8	134	0	29			<u>No</u>	<u>Yds</u>	<u>TD</u>	<u>Lng</u>					
Kyle Uhlenhake	1	0	0	0		Ryan Geier	1	14	0	14					
Craig Wellman	6	157	1	96		Matt Hoyng	1	3	0	0					
						Kyle Schoenherr	27	308	1	0					
						Craig Wellman	22	145	0	0					

Other Items of Interest

OHIO HIGH SCHOOL ATHLETIC ASSOCIATION
2004 FOOTBALL TOURNAMENT
DIVISION IV PAGE 1 OF 2

NOTE: Click on site name for site address and manager/media contact information

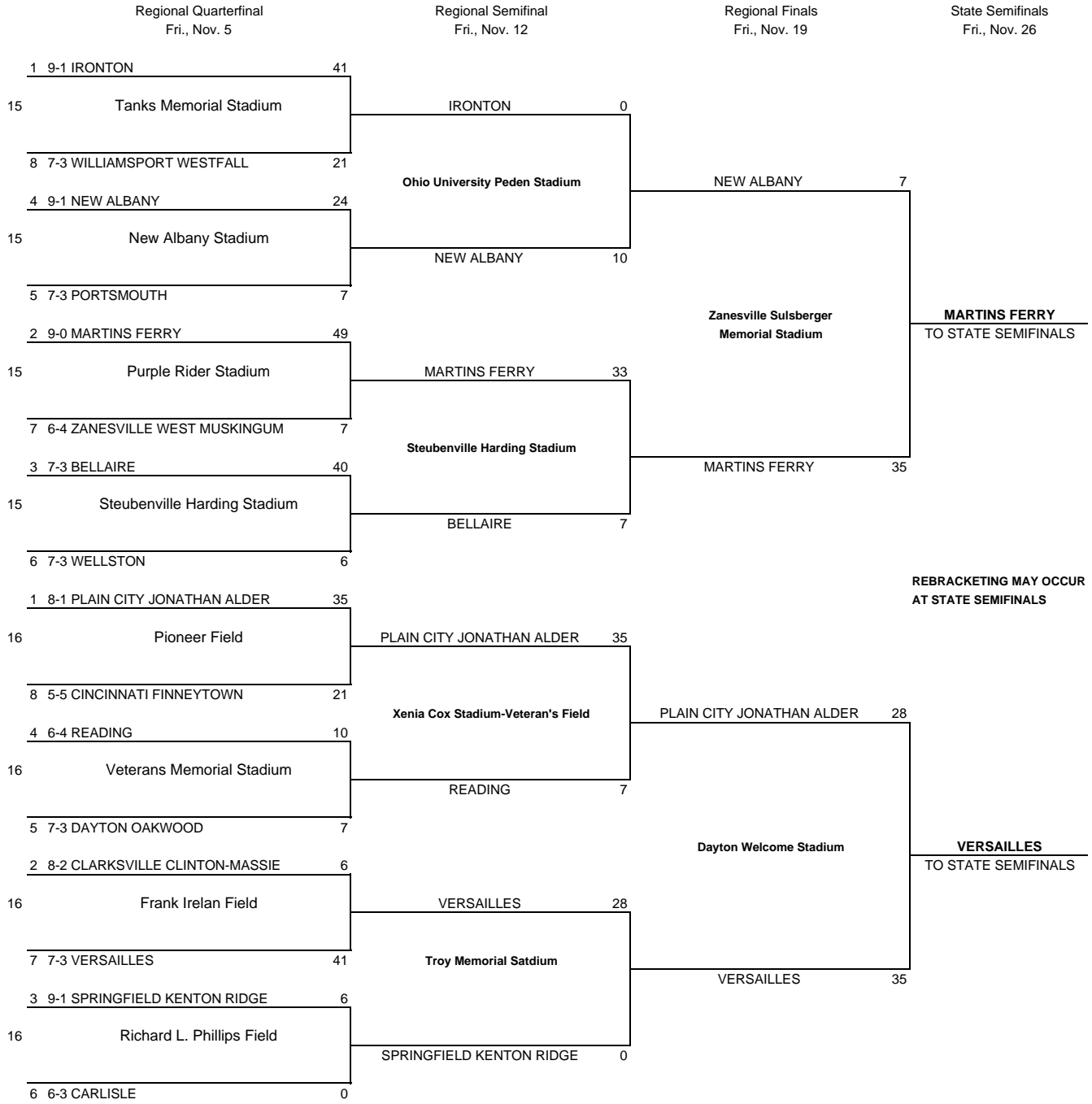
All Games start at 7:30 PM unless listed differently. Top Team is home team.



OHIO HIGH SCHOOL ATHLETIC ASSOCIATION
 2004 FOOTBALL TOURNAMENT
 DIVISION IV PAGE 2 OF 2

NOTE: Click on site name for site address and manager/media contact information

All Games start at 7:30 PM unless listed differently. Top Team is home team.



REBRACKETING MAY OCCUR
AT STATE SEMIFINALS

**THE OHIO HIGH SCHOOL ATHLETIC ASSOCIATION
2004 STATE FOOTBALL BRACKET**

PAGE 1 OF 2

State Semifinals

State Finals

DIVISION I

13-0 Cincinnati Colerain 34

Sat., Nov. 27 - 7:00 p.m.
Dayton Welcome Stadium

11-2 Worthington Kilbourne 3

10-3 Canton McKinley 20

Sat., Nov. 27 - 7:00 p.m.
Massillon Paul Brown Tiger Stadium

12-1 Cleveland Glenville 17

Cincinnati Colerain 50

Sat., December 4 - 7:00 p.m.
Canton Fawcett Stadium

Canton McKinley 10

**Cincinnati Colerain
Division I State Champion**

DIVISION II

12-1 Dayton Carroll 3

Fri., Nov. 26 - 7:30 p.m.
Dublin Coffman Field

13-0 Columbus Brookhaven 39

13-0 Avon Lake 33

Fri., Nov. 26 - 7:30 p.m.
Parma Byers Field

12-1 Tallmadge 14

Columbus Brookhaven 42

Fri., December 3 - 7:00 p.m.
Massillon Paul Brown
Tiger Stadium

Avon Lake 21

**Columbus Brookhaven
Division II State Champion**

DIVISION III

12-1 St. Marys Memorial 14

Sat., Nov. 27 - 7:00 p.m.
Upper Arlington Moorehead Stadium

11-2 Columbus Bishop Watterson 3

12-1 Canal Fulton Northwest 20

Sat., Nov. 27 - 7:00 p.m.
Canton Central Catholic Stadium

10-3 Cleveland Benedictine 38

St. Marys Memorial 14

Sat., December 4 - 11:00 a.m.
Canton Fawcett Stadium

Cleveland Benedictine 27

**Cleveland Benedictine
Division III State Champion**

**THE OHIO HIGH SCHOOL ATHLETIC ASSOCIATION
2004 STATE FOOTBALL BRACKET**

PAGE 2 OF 2

State Semifinals

State Finals

DIVISION IV

10-3 Versailles 14

Fri., Nov. 26 - 7:30 p.m.
Dayton Welcome Stadium

13-0 Coldwater 0

12-0 Martins Ferry 6

Fri., Nov. 26 - 7:30 p.m.
Massillon Paul Brown Tiger Stadium

10-2 Youngstown Cardinal Mooney 28

Versailles 6

Fri., December 3 - 3:00 p.m.
Canton Fawcett Stadium

Youngstown Cardinal Mooney 28

**Youngstown Cardinal Mooney
Division IV State Champion**

DIVISION V

12-1 St. Henry 13

Sat., Nov. 27 - 7:00 p.m.
Lima Bath Stadium

13-0 Hamler Patrick Henry 0

13-0 Amanda-Clearcreek 22

Sat., Nov. 27 - 7:00 p.m.
Dublin Coffman Field

12-1 Smithville 6

St. Henry 35

Sat., December 4 - 3:00 p.m.
Massillon Paul Brown
Tiger Stadium

Amanda-Clearcreek 7

**St. Henry
Division V State Champion**

DIVISION VI

12-1 Dola Hardin Northern 35

Fri., Nov. 26 - 7:30 p.m.
Lewis Center Olentangy Braves Field

11-2 Danville 0

12-1 Hicksville 0

Fri., Nov. 26 - 7:30 p.m.
Tiffin National Field at Frost-Kalnow Stadium

11-2 Norwalk St. Paul 22

Dola Hardin Northern 20

Fri., December 3 - 11:00 a.m.
Massillon Paul Brown
Tiger Stadium

Norwalk St. Paul 8

**Dola Hardin Northern
Division VI State Champion**

This yearbook is a culmination of items gathered during the season.

As with any work, errors though unintentional are possible.

*Should you discover errors of consequence which would warrant correction
please contact the author at chris.cron@thecrons.net.*

*Be sure to include the title of this document, the page number on which the
error appears and a description of the error.*

*If the error is one of a factual nature, it would be appreciated if factual
documentation were provided.*