

2008 COLDWATER CAVALIER SENIORS

6th MAC title
 school record with a 47 yard field goal
 state records broken
 78 consecutive PATs
 150th WIN!

2008 Coldwater Football Schedule

Coldwater vs.	Date	Location
08/23/08	08-19	Albion
08/29/08	08-27	Albion
09/05/08	09-03	Ypsilanti
09/12/08	09-10	Sharon
09/19/08	09-17	Ann Arbor
09/26/08	09-24	Ann Arbor
10/03/08	10-01	Southfield
10/10/08	10-07	Sharon
10/17/08	10-15	Sharon
10/24/08	10-22	New Haven

2008 Coldwater Football Playoffs

Coldwater vs.	Date	Location
10/30/08	10-29	Eastwood North College Hill
11/07/08	11-07	Eastwood
11/14/08	11-14	Sharon

Regional Quarter-up
 State's Football Career Record No. 1

SPORTS
 Cavaliers crowned MAC champions

most consecutive games won with a reception

Cavalier Football Yearbook 2008



Cavaliers are loaded with talent, experience

Coldwater looks primed to repeat as state champs

By GARY R. RASBERRY
grasberry@dailystandard.com

Don't tell the Coldwater Cavaliers things get easier after winning a state title.

After rallying to beat Youngstown Cardinal Mooney 28-27 to capture their second Division IV state title in three years, the Cavaliers are champing at the bit to get the 2008 season going.


"People ask me, when you win a state championship, what impact does it have?," said head coach John Reed. "Well, it has a particularly strong impact in the off season and conditioning time. The kids are excited, coming off a very positive experience. It's a great motivator. Our kids are at the point now where they don't want to let down.

"The attitude, the work ethic and the expectations are just as high as they could possibly be."

One thing that will help the Cavaliers deal with those lofty expectations is a veteran team with key starters returning on offense, defense and special teams.



Reed



2008 Coldwater Football

"We have guys who are already two-year starters who are going to be playing for us," said Reed. "It's kind of like having coaches on the field."

OFFENSE

Having your quarterback returning is a big plus. Having your top two quarterbacks back is even better.

Cory Klenke blossomed into a potent weapon in his first season as the signal caller, throwing for 2,578 yards and 30 touchdowns while adding 650 yards rushing.

Then you have Keith Wenning, whose passing on two

trick plays helped the Cavaliers come back against Mooney at state. Wenning threw for 617 yards and seven touchdowns and ran for another 300 yards last season.

Having Klenke and Wenning, along with third-stringer Colin Paynter, will give Reed plenty of options on offense.

"Colin is really good enough to play, no question," said Reed. "All three are very athletic, very intelligent. Of course all the experience Cory had last year in going 15 weeks to be the starting quarterback, and Keith got a lot of reps through

the year. We just couldn't be in a better situation at quarterback."

While Cavalier fans will miss Ryan Geier (1,128 yards, 13 TD) the backfield-wideout corps is not bare.

Utility back Tony Harlamert returns after rushing for 782 yards and 28 touchdowns and catching 59 passes for 882 yards and



Harlamert

10 scores. Zach Kaup returns after a 37-catch, 500-yard season, with Zach Siefing (19 catches, 257 yards) also back for the Cavs along with Dusty Rutschilling (5 catches, 100 yards).

"We lost tremendous leadership and playmakers, and those guys are really going to be tough to replace," said Reed. "But we are really blessed with a tremendous amount of experience back there, and we have guys who have really flown under the

Cavaliers

(Continued from page 4)

radar. Mitch Giere, Adam Rammel, Drew Bruggeman. Those guys are going to play for us on Friday nights. ... Our depth at receiver is one of our strengths right now."

Also in the backfield will be Adam Homan, who provided solid blocking in the fullback role a year ago. Trent Muhlenkamp, who gained 369 yards and scored seven times in late-game play last season, gives the Cavaliers additional speed in the backfield with Harlamert.

The left side of the line returns with guard Trevor Robbins and tackle Aaron Gilliland. At center, Alex Dues is the likely starter, but Adam Alig has been pushing Dues in practice. Craig Homan, who played a lot last season in the rotation, will move in to right guard. Dan Stalder, who did not play last season, returns to compete at the right tackle spot with Ray Brunswick also likely in the rotation.

DEFENSE

The front wall of the Cavaliers took a hit with the graduations of all-Ohio selection Tyler Kunk and Kurt Schlarman, whose block of an extra-point ensured the Cavaliers state title, at the tackles and Keith Schoenherr at one end spot. Brock Pleiman returns at the other end spot with Westerheide (38 tackles), Brunswick, Craig Homan, Stalder looking to fill the inside spots. Jason Grieshop, Eric Lefeld and Keith Uhlenhake will contend for the other end spot in the 4-4 setup.

"The linebackers will be the first ones to tell you that you can't play linebacker unless you have a defensive line consuming those offensive blockers to making the plays themselves,"

said Reed. "That's what Ty Kunk basically did. He would just beat the offensive lineman and make the play. I don't know if we'll have that same mindset on our line. We'll be very strong. I'm very excited."

Homan, a verbal committee to Ohio State, returns from last year's balanced linebacking corps after

a 128-tackle season and will take over the weak-side inside linebacker that Justin Bruns played last season. The other inside linebacker spot is up for Adam Homan. Homan grabs with Dustin Gillis, Brady Otten, Jake Rammel and Aaron Rammel are battling for the starting spot.

Wenning will take the strong outside linebacker spot, with Rustchilling rotating with Muhlenkamp at weak outside linebacker.


The defensive backfield returns with two big stoppers with Klenke (11 INT) and Harlamert (6 INT). The depth of the receiving corps allows Reed a number of options for the other spot in the secondary.

SPECIAL TEAMS

All-Stater Mario de la Rosa was nearly perfect last year, hitting 83 of 84 PAT last season and posting the second-most PAT in a season in the history



Adam Homan



Wenning

2008 Coldwater Roster

#	Name	Pos.	Gr.	Ht.	Wt.						
1	Eric Schmackers	RB/S	9	5-9	134	44	Brock Pleiman	TE/DE	12	6-2	220
2	Mario de la Rosa	K	12	5-8	150	46	Mike Hogenkamp	WR/OLB	9	5-7	115
3	Zach Kaup	WR/S	12	6-1	185	47	Kurt Westerheide	RB/T	11	6-2	195
4	Drew Bruggeman	WR/DB	12	5-10	150	50	Brandon Berger	G/T	11	5-10	200
5	Keith Wenning	QB/OLB	11	6-4	205	51	Adam Alig	C/T	11	6-1	195
6	Adam Rammel	WR/DB	11	5-11	155	52	Ryan Seas	T/DE	10	6-2	200
7	Keith Uhlenhake	TE/DE	11	6-4	185	53	Brad Sanning	G/T	11	5-9	170
8	Dusty Rutschilling	RB/OLB	12	5-9	170	54	Kyle Post	C/LB	10	6-2	200
9	Jason Grieshop	DE	12	5-10	190	55	Steve Muhlenkamp	C/LB	11	5-11	165
10	Zach Siefing	WR/DB	12	5-10	171	56	Cody Homan	T/T	10	6-4	205
11	Cory Klenke	QB/DB	12	6-1	195	57	Corey Bruggeman	T/DE	9	6-2	155
12	Randal Muhlenkamp	QB/DB	9	5-6	115	58	Zach Gerlach	G/DE	9	5-8	152
13	Ethan Bettinger	QB/DB	10	5-8	155	59	Abe Kramer	T/DE	11	6-2	200
14	Nate Kaup	WR/DB	10	5-11	150	60	Corey Kahlig	G/T	9	5-7	147
16	Colin Paynter	WR/S	11	5-11	165	61	Trey Post	OLB	12	5-8	165
17	Ross Wermert	RB/DB	10	5-10	160	62	Brad Buening	C/T	10	5-9	195
18	Troy Otten	QB/DB	9	5-6	125	63	Bryan Post	G/T	11	6-1	210
20	Drew Feltz	WR/DB	10	6-0	165	64	Alex Dues	C	12	5-11	200
21	Reese Klenke	RB/OLB	10	6-0	155	65	Dan Stalder	T/T	12	6-3	260
22	Jacob Pohl	FB/LB	11	5-11	180	66	Trevor Robbins	G/T	12	6-2	225
23	Mitch Giere	WR/OLB	12	5-11	150	67	Keith Buening	T/T	9	5-10	170
24	Alex Stammen	WR/OLB	9	5-7	120	68	Craig Homan	G/T	12	6-0	210
28	Tony Harlamert	RB/DB	12	6-0	185	69	Josh Schlarman	G/DE	11	6-1	195
29	Alex Pax	WR/DB	9	5-7	115	70	Jordan Grieshop	G/T	10	5-8	170
30	Trent Muhlenkamp	RB/OLB	12	5-7	150	71	Nick Gilliland	G/DE	10	6-3	185
31	Brady Otten	RB/LB	11	5-8	180	73	Aaron Gilliland	T/DE	12	6-4	240
32	Isaac Dippold	FB/LB	9	5-10	150	74	Ray Brunswick	T/T	12	6-3	240
33	Dylan Gillis	FB/LB	12	5-9	180	75	Alex Grieshop	G/T	9	5-5	205
34	Drew Klosterman	RB/LB	9	5-8	160	76	Mark Brunet	C/DE	9	5-11	145
35	Brian Gaerke	RB/DB	12	6-3	175	77	Seth Meyer	G/T	11	5-10	175
36	Aaron Rammel	RB/LB	10	5-11	180	78	Tyler Wilder	T/T	10	5-11	220
37	Brad Gilliland	TE/OLB	10	6-3	170	79	Kevin Wynk	T/T	11	6-1	180
38	Kurt Schoenherr	TE/OLB	10	6-0	160	81	Craig Welsch	WR/DB	11	5-11	145
40	Jordan Klosterman	TE/OLB	9	5-11	140	82	Kyle Bye	WR/OLB	9	5-8	122
41	Adam Homan	FB/LB	12	6-2	232	83	Aaron Mestemaker	WR/S	9	6-0	160
42	Dustin Gillis	FB/T	10	5-9	175	85	Trevor Koch	WR/OLB	9	5-6	140
43	Casey Gibbs	FB/T	12	6-1	190	86	Eric Lefeld	TE/DE	11	6-7	220

of Ohio. His 131 career extra-points ranks 13th all-time in the state.

Wenning took over punting chores through the season last year and averaged 35.5 yards a boot.

OUTLOOK

As it has been during the Reed era, the focus is on the game ahead that being Friday at Kenton.

And the Cavaliers are ready to play for real.

"I imagine everyone's at that

point right now," said Reed. "This team, with as many starters and experience coming back, are bored on what we're doing right now. Repetition is something you have to do, but these guys really know how to play the game. It's not like you have to teach them. They know how to compete, how to make big plays. It couldn't be going any better right now."

"We're so blessed right now. We'd like to freeze time and keep these guys forever."

Schedule

August

- 22 at Kenton
- 29 Kokomo

September

- 5 at Versailles
- 12 Marion Local
- 19 at Anna
- 26 Parkway

October

- 3 at St. Henry
- 10 Delphos St. John's
- 17 at Minster
- 24 New Bremen



2008 Coldwater Cavalier Football Media Guide



2008 Midwest Athletic Conference Champions

2008 Division IV Ohio Associated Press Poll Champions

Season Results

@ Kenton	58 - 19
Kokomo, IN	41 - 07
@ Versailles	49 - 00
Marion Local	33 - 14
@ Anna	23 - 00
Parkway	51 - 06
@ St. Henry	34 - 07
St. Johns	38 - 07
@ Minster	48 - 00
New Bremen	38 - 00
Cincinnati North College Hill	42 - 00
Dayton Oakwood	35 - 07
Kettering Alter	21 - 31

For the best in Cavalier football history and stats checkout:

www.cavball.com

For game video, pictures and stats checkout:

www.cavfootball.com



2008 Coldwater Cavalier Football Media Guide



Cavalier Roster

#	Name	Off	Def	Grade	Ht	Wt	#	Name	Off	Def	Grade	Ht	Wt
1	Eric Schmackers	RB	S	9	5' 9"	134	44	Brock Pleiman	TE	DE	12	6' 2"	220
2	Mario de la Rosa	K		12	5' 8"	150	46	Mike Hogenkamp	WR	OLB	9	5' 7"	115
3	Zach Kaup	WR	S	12	6' 1"	185	47	Kurt Westerheide	RB	T	11	6' 2"	195
4	Drew Bruggeman	WR	DB	12	5' 10"	150	50	Brandon Berger	G	T	11	5' 10"	200
5	Keith Wenning	QB	OLB	11	6' 4"	208	51	Adam Alig	C	T	11	6' 1"	195
6	Adam Rammel	WR	DB	11	5' 11"	155	52	Ryan Seas	T	DE	10	6' 2"	200
7	Keith Uhlenhake	TE	DE	11	6' 4"	185	53	Brad Sanning	G	T	11	5' 9"	170
8	Dusty Rutschilling	RB	OLB	12	5' 9"	170	54	Kyle Post	C	LB	10	6' 2"	200
9	Jason Grieshop	DE	DE	12	5' 10"	190	55	Steve Muhlenkamp	C	LB	11	5' 11"	165
10	Zach Siefiring	WR	DB	12	5' 10"	171	56	Cody Homan	T	T	10	6' 4"	205
11	Cory Klenke	QB	DB	12	6' 1"	195	57	Corey Bruggeman	T	DE	9	6' 2"	155
12	Randal Muhlenkamp	QB	DB	9	5' 6"	115	58	Zach Gerlach	G	DE	9	5' 8"	152
13	Ethan Bettinger	QB	DB	10	5' 8"	155	59	Abe Kramer	T	DE	11	6' 2"	200
14	Nate Kaup	WR	DB	10	5' 11"	150	60	Corey Kahlig	G	T	9	5' 7"	147
16	Colin Paynter	WR	S	11	5' 11"	165	61	Trey Post		OLB	12	5' 8"	165
17	Ross Wermert	RB	DB	10	5' 10"	160	62	Brad Buening	C	T	10	5' 9"	195
18	Troy Otten	QB	DB	9	5' 6"	120	63	Bryan Post	G	T	11	6' 1"	210
20	Drew Feltz	WR	DB	10	6' 0"	165	64	Alex Dues	C		12	5' 11"	200
21	Reese Klenke	RB	OLB	10	6' 0"	155	65	Dan Stalder	T	T	12	6' 3"	260
22	Jacob Pohl	FB	LB	11	5' 11"	180	66	Trevor Robbins	G	T	12	6' 2"	225
23	Mitch Giere	WR	OLB	12	5' 11"	150	67	Keith Buening	T	T	9	5' 10"	170
24	Alex Stammen	WR	OLB	9	5' 7"	125	68	Craig Homan	G	T	12	6' 0"	210
28	Tony Harlamert	RB	DB	12	6' 0"	185	69	Josh Schlarman	G	DE	11	6' 1"	195
29	Alex Pax	WR	DB	9	5' 7"	115	70	Jordan Grieshop	G	T	10	5' 8"	170
30	Trent Muhlenkamp	RB	OLB	12	5' 7"	150	71	Nick Gilliland	G	DE	10	6' 3"	185
31	Brady Otten	RB	LB	11	5' 8"	180	73	Aaron Gilliland	T	DE	12	6' 4"	240
32	Isaac Dippold	FB	LB	9	5' 10"	150	74	Ray Brunswick	T	T	12	6' 3"	240
33	Dylan Gillis	FB	LB	12	5' 9"	180	75	Alex Grieshop	G	T	9	5' 5"	205
34	Drew Klosterman	RB	LB	9	5' 8"	160	76	Mark Brunet	C	DE	9	5' 11"	145
35	Brian Gaerke	RB	DB	12	6' 3"	175	77	Seth Meyer	G	T	11	5' 10"	175
36	Aaron Rammel	RB	LB	10	5' 11"	180	78	Tyler Wilder	T	T	10	5' 11"	220
37	Brad Gilliland	TE	OLB	10	6' 3"	170	79	Kevin Wynk	T	T	11	6' 1"	180
38	Kurt Schoenherr	TE	OLB	10	6' 0"	160	81	Craig Welsch	WR	DB	11	5' 11"	145
40	Jordan Klosterman	TE	OLB	9	5' 11"	140	82	Kyle Bye	WR	OLB	9	5' 8"	122
41	Adam Homan	FB	LB	12	6' 2"	232	83	Aaron Mestemaker	WR	S	9	6' 0"	160
42	Dustin Gillis	FB	T	10	5' 9"	175	85	Trevor Koch	WR	OLB	9	5' 6"	140
43	Casey Gibbs	FB	T	12	6' 1"	190	86	Eric Lefeld	TE	DE	11	6' 7"	220

Superintendent:	Rich Seas
Athletic Director:	Eric Goodwin
HS Principal:	Steve Keller
Athletic Trainer	Dane Dorsten



2008 Coldwater Cavalier Football Media Guide



Cavalier Roster

As a courtesy to our media friends, phonetic spelling of last names is included. Note that these are not dictionary phonetics but rather how each syllable sounds with the bold syllable receiving the accent.

1	Eric Schmackers	shma · kers	44	Brock Pleiman	ply · men
2	Mario de la Rosa	dell · ah · rose · ah	46	Mike Hogenkamp	hoe · ginn · camp
3	Zach Kaup	cowp	47	Kurt Westerheide	wes ter hide e
4	Drew Bruggeman	brug · ga · men	50	Brandon Berger	burr · gurr
5	Keith Wenning	when · ning	51	Adam Alig	ah · lig
6	Adam Rammel	ramm ul	52	Ryan Seas	sieze
7	Keith Uhlenhake	you · len · hake	53	Brad Sanning	san ning
8	Dusty Rutschilling	rich · ling	54	Kyle Post	post
9	Jason Grieshop	gree · shup	55	Steve Muhlenkamp	mul · len · camp
10	Zach Sieftring	sea · fring	56	Cody Homan	hoe · men
11	Cory Klenke	clin · key	57	Corey Bruggeman	brug · ga · men
12	Randal Muhlenkamp	mole · len · camp	58	Zach Gerlach	gair · lock
13	Ethan Bettinger	bet · ting · er	59	Abe Kramer	cray · mer
14	Nate Kaup	cowp	60	Corey Kahlig	ka · lig
16	Colin Paynter	pain · ter	61	Trey Post	post
17	Ross Wermert	were mert	62	Brad Buening	bean · ing
18	Troy Otten	ott · in	63	Bryan Post	post
20	Drew Feltz	felts	64	Alex Dues	deuze
21	Reese Klenke	clin · key	65	Dan Stalder	stall · der
22	Jacob Pohl	pole	66	Trevor Robbins	rob · ins
23	Mitch Giere	geye · er	67	Keith Buening	ben · ing
24	Alex Stammen	sta · men	68	Craig Homan	hoe · men
28	Tony Harlamert	har · lah · mert	69	Josh Schlarman	schlar men
29	Alex Pax	pax	70	Jordan Grieshop	gree · shup
30	Trent Muhlenkamp	mul · len · camp	71	Nick Gilliland	gill · leh · land
31	Brady Otten	ott · in	73	Aaron Gilliland	gill · leh · land
32	Isaac Dippold	dip · old	74	Ray Brunswick	bruns · wick
33	Dylan Gillis	gill · is	75	Alex Grieshop	gree · shup
34	Drew Klosterman	clos · ter · men	76	Mark Brunet	bru · nette
35	Brian Gaerke	gar · key	77	Seth Meyer	my · er
36	Aaron Rammel	ramm ul	78	Tyler Wilder	while · der
37	Brad Gilliland	gill · leh · land	79	Kevin Wynk	wink
38	Kurt Schoenherr	shane · hair	81	Craig Welsch	welsh
40	Jordan Klosterman	clos · ter · men	82	Kyle Bye	by
41	Adam Homan	hoe · men	83	Aaron Mestemaker	mess · te · may · ker
42	Dustin Gillis	gill · is	85	Trevor Koch	cook
43	Casey Gibbs	gibs	86	Eric Lefeld	lay feld



2008 Coldwater Cavalier Football Media Guide



Cavalier Coaching Staff



John Reed – Head Coach
*Ohio High School Coaches
Hall of Fame Inductee - 2007*

Offensive Coordinator
Quarterbacks, Linebackers & Running Backs

High School: Upper Sandusky, Ohio
College: B.S. South Western Oklahoma St.
M.S. St. Francis College

Career Record: 270-124-1
Years at Coldwater: 14
Record 155 – 29
9 MAC championships
(6 at Coldwater, 3 at Rockford Parkway)
2 OHSAA State Championships
2005 & 2007



Tim Hoyng

Defensive Coordinator
Defensive Backs & Wide
Receivers

High School: Coldwater,
Ohio
College: B.S. & M.S. Wright
State University

Years at Coldwater: 32

Offensive and Defensive
Tackles

High School: Huron High
(Ohio)
College: B.S. Ohio Northern,
M.S. Bowling Green

Years at Coldwater: 24



Randy Wright



Jason Hemmelgarn

Tight Ends & Defensive
Backs

High School: Coldwater High
School
College: BGSU, University of
Dayton

Years at Coldwater: 10

Defensive Ends, Guards &
Centers

High School: Coldwater High
School
College: BGSU

Years at Coldwater: 7



Chip Otten



Jerry Kanney

Outside Linebackers

High School: Coldwater High
School
College: Ohio Northern
University

Years at Coldwater: 12

Outside Linebackers &
Kickers

High School: Coldwater High
School
College: BGSU

Years at Coldwater: 5



Thad Forsthoefel



2008 Coldwater Cavalier Football Media Guide



Cavalier 2008 Season Statistics

Individual Statistics

<u>Rushing</u>	<u>Att</u>	<u>Yds</u>	<u>TD</u>	<u>Lng</u>	<u>Avg</u>
3 Kaup, Zach	1	7	0	7	7.0
5 Wenning, Keith	21	172	3	40	8.2
6 Rammel, Adam	1	13	0	13	13.0
8 Rutschilling, Dusty	7	71	1	24	10.1
11 Klenke, Cory	60	421	6	30	7.0
16 Paynter, Colin	26	48	0	12	1.8
17 Wermert, Ross	32	178	1	27	5.6
21 Klenke, Reese	7	40	0	17	5.7
22 Pohl, Jacob	16	137	2	33	8.6
28 Harlamert, Tony	113	497	15	36	4.4
30 Muhlenkamp, Trent	50	190	1	21	3.8
33 Gillis, Dylan	17	136	2	42	8.0
35 Gaerke, Brian	5	15	0	12	3.0
41 Homan, Adam	35	224	1	29	6.4
42 Gillis, Dustin	3	8	0	7	2.7

<u>Passing</u>	<u>Att</u>	<u>Cmp</u>	<u>Int</u>	<u>Yds</u>	<u>TD</u>
5 Wenning, Keith	42	22	0	465	7
11 Klenke, Cory	184	112	14	1849	22
13 Bettinger, Ethan	0	0	0	0	0
16 Paynter, Colin	5	2	1	22	0

<u>Receiving</u>	<u>Cat</u>	<u>Yds</u>	<u>TD</u>	<u>Lng</u>	<u>Avg</u>
3 Kaup, Zach	27	394	5	50	14.6
4 Bruggeman, Drew	1	12	0	12	12.0
5 Wenning, Keith	3	93	0	42	31.0
6 Rammel, Adam	10	230	5	90	23.0
8 Rutschilling, Dusty	12	225	2	64	18.8
10 Sieftring, Zach	11	200	3	43	18.2
11 Klenke, Cory	2	55	1	28	27.5
23 Giere, Mitch	12	190	2	35	15.8
28 Harlamert, Tony	40	597	7	50	14.9
30 Muhlenkamp, Trent	2	30	0	20	15.0
33 Gillis, Dylan	2	42	0	40	21.0
41 Homan, Adam	10	195	3	70	19.5
44 Pleiman, Brock	3	35	1	19	11.7
86 Lefeld, Eric	1	38	0	38	38.0

<u>Punting</u>	<u>No</u>	<u>Yds</u>	<u>Avg</u>	<u>Lng</u>	<u>Blk</u>
2 de la Rosa, Mario	4	136	34.0	40	0
5 Wenning, Keith	20	787	39.4	57	0
43 Gibbs, Casey	6	203	33.8	45	0

<u>Kickoffs</u>	<u>No</u>	<u>Yds</u>	<u>Avg</u>	<u>Lng</u>
2 de la Rosa, Mario	87	4317	49.6	60
34 Klosterman, Drew	1	46	46	46

<u>PATs</u>	<u>Att</u>	<u>Cmp</u>	<u>Streak</u>
2 de la Rosa, Mario	65	63	27

<u>Field Goals</u>	<u>Att</u>	<u>Made</u>	<u>Lng</u>
2 de la Rosa, Mario	7	7	47

<u>Punt Returns</u>	<u>No</u>	<u>Yds</u>	<u>TD</u>	<u>Lng</u>
6 Rammel, Adam	8	56	0	49
10 Sieftring, Zach	8	83	0	46
17 Wermert, Ross	2	14	0	11
20 Feltz, Drew	2	7	0	5
28 Harlamert, Tony	21	138	1	64

<u>Kick Returns</u>	<u>No</u>	<u>Yds</u>	<u>TD</u>	<u>Lng</u>
6 Rammel, Adam	2	39	0	24
8 Rutschilling, Dusty	3	92	0	40
10 Sieftring, Zach	4	78	0	23
16 Paynter, Colin	1	19	0	19
17 Wermert, Ross	2	36	0	27
28 Harlamert, Tony	5	149	1	98

<u>Interceptions</u>	<u>No</u>	<u>Yds</u>	<u>TD</u>	<u>Avg</u>
4 Bruggeman, Drew	1	3	0	3.0
8 Rutschilling, Dusty	1	0	0	0.0
10 Sieftring, Zach	2	113	1	56.5
11 Klenke, Cory	2	23	0	11.5
28 Harlamert, Tony	9	163	1	18.1
31 Otten, Brady	1	7	0	7.0

Defensive Stats

<u>Tackles</u>	<u>Tackles</u>	<u>For Loss</u>	<u>QB Sack</u>
Adam Homan	90	7	2
Dusty Rutschilling	81	2	1
Jake Pohl	77	8	5
Jason Grieshop	65	13	10
Keith Wenning	51	7	4
Brock Pleiman	49	18.5	13
Trent Muhlenkamp	48	1	1
Brady Otten	46	2	1
Cory Klenke	41	3	
Dylan Gillis	39	0.5	
Kurt Westerheide	37	6	4
Aaron Rammel	35	3	

<u>Tackles</u>	<u>Tackles</u>	<u>For Loss</u>	<u>QB Sack</u>
Eric Lefeld	31	4	2
Tony Harlamert	29	2	
Trey Post	28	3	1
Zach Kaup	24		
Zach Sieftring	22	1	
Adam Rammel	20		
Casey Gibbs	16	5.5	1
Keith Uhlenhake	16	1.5	
Colin Paynter	14		
Ray Brunswick	14		
Drew Bruggeman	12		
Brad Gilliland	11	1	1



2008 Coldwater Cavalier Football Media Guide



Team Records

Game

Most Points Scored	76 - Lima Central Catholic 2002
Most Points Allowed	60 - Shawnee 1963
Most Points Combined	111 - Kettering Alter 2007 (59-52)
Most Points Scored in Victory	76 - Lima CC 2002 (76-7)
Most Points Scored in Defeat	39 - Brookville 1994 (39-49)
Widest Margin of Victory	70-0 - Parkway 2005
Widest Margin of Defeat	60-0 - Shawnee 1963

Season

Most Wins	15 in 2005
Most Losses	10 in 1971
Most Points Scored	650 in 15 games 2007
Most Points Scored Regular Season	417 in 10 games 2005
Most Points Allowed	293 in 10 games 1972
Most Points Allowed Regular Season	293 in 10 games 1972
Least Points Scored	6 in 2 games in 1936
Least Points Allowed	19 in 9 games in 1948
Most Average Points Scored	42.6 in 9 games in 1953
Most Average Points Allowed	29.3 in 10 games 1972
Least Average Points Scored	3.0 in 2 games in 1936
Least Average Points Allowed	2.1 in 9 games in 1948
Most Shutouts	6 in '48, '75, '87, 2005
Most Times Shutout	4 in '39, '45, '71
One Loss Seasons	8 - '36, '38, '47, '52, '53, '82, 2002, 2004
Undefeated Seasons	6 - '48, '54, 61, '76, '83, 2005

Streaks

Consecutive Wins	26 - 2005-2006
Consecutive Losses	15 - 1971-1972
Consecutive Winning Seasons	14 - 1995-2008
Consecutive Losing Seasons	5 - 1988-1991 & 1963-1967
Consecutive MAC Wins	30 - 2003-2006
Consecutive Home Wins	34 - 2001-2006
Consecutive Regular Season Wins	35 - 2003-2006
Consecutive Defensive Shutouts	5 - 1987
Consecutive Offensive Shutouts	4 - 1944-45



2008 Coldwater Cavalier Football Media Guide



Other Items of Interest

- 14 consecutive winning seasons (1995 – 2008)
- Midwest Athletic Conference Titles: (16) - 1975, 1976, 1977, 1980, 1982, 1983, 1984, 1985, 1986, 1987, 2001, 2002, 2004, 2005, 2006, 2008
- OHSAA State Champions: 2005, 2007
- OHSAA State Runner-Up: 1998, 2000
- OHSAA State Semi Final Appearances: (7) 1995, 1998, 2000, 2001, 2004, 2005, 2007
- OHSAA Regional Final Appearances: (9) - 1995, 98, 99, 2000, 01, 03 04, 05, 07
- OHSAA Tournament Appearance: (14) - 1986, 1995, 1997 through 2008
- OHSAA Tournament Appearance Record: 32 - 11
- Associated Press Poll Titles: 2002, 2004, 2005, 2008

Current Streaks and Records

- Week 13 record 6-3
- All time play off record 33-11
- 25 Consecutive Wins – school record is 26
- 14 Consecutive Winning Seasons
- 15 Consecutive MAC Wins – record is 30
- 9 Consecutive Home Wins – record is 34
- 18 Consecutive Regular Season Wins – record is 33 (2003-2007)

Individual Records

- Tony Harlamert – OHSAA Record 39 consecutive games with a pass reception
- Tony Harlamert – CHS Record 510 career points
- Mario de al Rosa – OHSAA #2 in extra point kicks made in a seasons with 83
- Mario de al Rosa – OHSAA #3 in consecutive extra point kicks made with 80
- Mario de al Rosa – OHSAA #3 in extra point kicks in a career with 194
- Mario de al Rosa – OHSAA #4 in kick points in a career with 233



2008 Coldwater Cavalier Football Media Guide



Post Season Honors

Midwest Athletic Conference - All Conference

Offensive Player of the Year - Tony Harlamert
Defensive Player of the Year - Adam Homan
Coach of the Year - John Reed

1st Team Offense

Zach Kaup - WR
Mario de la Rosa - K
Trevor Robbins - G
Aaron Gilliland - T
Cory Klenke - QB
Tony Harlamert - RB

1st Team Defense

Brock Pleiman - E
Kurt Westerheide - T
Adam Homan - ILB
Dusty Rutschilling - OLB
Tony Harlamert - DB

2nd Team Offense

Keith Wenning - P
Alex Dues - C

2nd Team Defense

Cory Klenke - DB

Honorable Mention

Zach Siefring
Jason Grieshop
Craig Homan
Dan Stalder

All Northwest District - Division IV

Defensive Player of the Year - Adam Homan
Defensive Lineman of the Year - Brock Pleiman
Coach of the Year - John Reed

1st Team

Adam Homan - LB
Brock Pleiman - DE
Mario de la Rosa - K
Trevor Robbins - OG
Tony Harlamert - RB

2nd Team

Cory Klenke - QB
Aaron Gilliland - OT
Kurt Westerheide - DT
Dusty Rutschilling - LB

All Ohio- Division IV

Co-Defensive Player of the Year - Adam Homan
Co-Coach of the Year - John Reed

1st Team Offense

Mario de la Rosa - K
Tony Harlamert - RB

1st Team Defense

Adam Homan - LB
Brock Pleiman - DE

2nd Team Offense

Trevor Robbins - OG
Cory Klenke - QB

Game Stats

Schedule - Results 12-1

@ Kenton	58-19
Kokomo, IN	41-07
@ Versailles	49-00
Marion Local	33-14
@ Anna	23-00
Parkway	51-06
@ St. Henry	34-07
Delphos St. John	38-00
@ Minster	48-00
New Bremen	38-00

Regional Playoffs

North College Hill	42-00
Dayton Oakwood	35-07
Kettering Alter	21-31



Coldwater vs Kenton
August 22, 2008 at Robinson Field - Kenton
Final Statistics



Score by Quarters

	1	2	3	4	Final
Coldwater	28	16	14	0	58
Kenton	0	0	12	7	19

Team Statistics

		<u>Coldwater</u>	<u>Kenton</u>
Offensive	First Downs	20	14
	by Run	13	4
	by Pass	7	10
	by Penalty	0	0
	Rushes - Yards	35-329	20 -25
	Passes Comp - Att - Yds - Int	11-18-121-2	21-40-213-1
Total Offensive Plays - Yards		53-450	60-188
Kicking Game	Punt Returns - Avg - Long	6-24-64	1-13-13
	Kickoff Returns - Avg - Long	3-22-27	9-17-35
	Field Goals Made - Att - Long	0-0-0	0-0-0
	Punts - Average - Long	2-46-47	7-42-54
Turnovers	Intercepted By	1	2
	Fumbles - Lost	1-1	3-2
	Penalties - Yards	4-34	3-25

Scoring Summary

<u>Team</u>	<u>Time</u>	<u>Qtr</u>	<u>Scoring Play</u>	<u>Conversion</u>	<u>PL-Yds</u>	<u>Score</u>
Coldwater	06:45	1st	Cory Klenke 27 yd run	Mario de la Rosa kick good	7-79	7 - 0
Coldwater	05:12	1st	Tony Harlamert 64 yd punt return	Mario de la Rosa kick good	1-64	14 - 0
Coldwater	02:09	1st	Tony Harlamert 20 yd run	Mario de la Rosa kick good	8-68	21 - 0
Coldwater	01:53	1st	Zach Kaup 23 yd pass from Cory Klenke	Mario de la Rosa kick good	1-23	28 - 0
Coldwater	09:10	2nd	Adam Homan 29 yd run	Mario de la Rosa kick good	1-23	35 - 0
Coldwater	06:29	2nd	Maty Mauk tackled for safety		1-5	37 - 0
Coldwater	05:09	2nd	Tony Harlamert 4 yd run	Mario de la Rosa kick good	3-55	44 - 0
Coldwater	10:11	3rd	Keith Wenning 40 yd run	Mario de la Rosa kick good	4-77	51 - 0
Coldwater	08:23	3rd	Trent Muhlenkamp 5 yd run	Mario de la Rosa kick good	2-8	58 - 0
Kenton	03:46	3rd	Max Morrison 10 yd pass from Maty Mauk	kick failed	11-64	58 - 6
Kenton	01:08	3rd	Max Morrison 1 yd pass from Maty Mauk	kick failed	4-43	58 - 12
Kenton	05:01	4th	Bobby Handell 3 yd pass from Maty Mauk	Aaron Johnson kick good	7-67	58 - 19

Individual Statistics

Coldwater

<u>Rushing</u>	<u>Att</u>	<u>Yds</u>	<u>TD</u>	<u>Lg</u>	<u>Avg</u>
Tony Harlamert	7	62	2	20	8.9
Zach Kaup	1	7	0	7	7.0
Colin Paynter	4	13	0	12	3.3
Keith Wenning	3	49	1	40	16.3
Adam Homan	3	36	1	29	12.0
Cory Klenke	3	46	1	27	15.3
Dylan Gillis	2	45	0	42	22.5
Trent Muhlenkamp	5	9	1	5	1.8
Dusty Rutschilling	1	3	0	3	3.0
Ross Wermert	6	59	0	27	9.8

<u>Passing</u>	<u>Att</u>	<u>Cmp</u>	<u>Int</u>	<u>Yds</u>	<u>TD</u>	<u>Lng</u>
Cory Klenke	11	6	1	73	1	23
Keith Wenning	5	4	0	38	0	20
Colin Paynter	2	1	1	10	0	10

<u>Receiving</u>	<u>Cat</u>	<u>Yds</u>	<u>TD</u>	<u>Lng</u>	<u>Avg</u>
Zach Kaup	4	37	1	23	9.3
Tony Harlamert	2	23	0	17	11.5
Mitch Giere	2	20	0	13	10.0
Brock Pleiman	1	11	0	11	11.0
Trent Muhlenkamp	2	30	0	20	15.0

<u>Punting</u>	<u>No</u>	<u>Yds</u>	<u>Avg</u>	<u>Lng</u>	<u>Blk</u>
Keith Wenning	1	47	47	47	0
Casey Gibbs	1	45	45	45	0

<u>Kickoffs</u>	<u>No</u>	<u>Yds</u>	<u>Avg</u>	<u>Lng</u>	<u>Blk</u>
Mario de la Rosa	9	428	48	52	0

<u>Punt Returns</u>	<u>No</u>	<u>Yds</u>	<u>TD</u>	<u>Lng</u>
Tony Harlamert	2	76	1	64
Adam Rammel	1	2	0	2
Zach Siefiring	3	67	0	46

<u>Kick Returns</u>	<u>No</u>	<u>Yds</u>	<u>TD</u>	<u>Lng</u>
Zach Siefiring	1	19	0	19
Colin Paynter	1	19	0	19
Ross Wermert	1	27	0	27

<u>Interceptions</u>	<u>No</u>	<u>Yds</u>	<u>TD</u>	<u>Avg</u>
Zach Siefiring	1	11	0	11.0

Kenton

<u>Rushing</u>	<u>Att</u>	<u>Yds</u>	<u>TD</u>	<u>Lg</u>	<u>Avg</u>
Maty Mauk	19	-18	0	16	-0.9
Chase Barnes	1	-7	0	-7	-7.0

<u>Passing</u>	<u>Att</u>	<u>Cmp</u>	<u>Int</u>	<u>Yds</u>	<u>TD</u>	<u>Lng</u>
Maty Mauk	37	18	1	200	3	41
Damon Evans	3	3	0	13	0	6

<u>Receiving</u>	<u>Cat</u>	<u>Yds</u>	<u>TD</u>	<u>Lng</u>	<u>Avg</u>
Chase Barnes	6	48	0	11	8.0
Bobby Handell	4	31	1	19	7.8
Max Morrison	4	45	2	21	11.3
Andrew Tillman	2	29	0	20	14.5
Ben Dunahue	2	47	0	41	23.5
Brice Fackler	1	6	0	6	6.0
Graham Watkins	1	6	0	6	6.0
Number 26	1	1	0	1	1.0

<u>Punting</u>	<u>No</u>	<u>Yds</u>	<u>Avg</u>	<u>Lng</u>	<u>Blk</u>
Mark Fackler	7	293	41.9	54	0

<u>Kickoffs</u>	<u>No</u>	<u>Yds</u>	<u>Avg</u>	<u>Lng</u>	<u>Blk</u>
Aaron Johnson	4	224	56	60	0

<u>Punt Returns</u>	<u>No</u>	<u>Yds</u>	<u>TD</u>	<u>Lng</u>
Chase Barnes	1	13	0	13

<u>Kick Returns</u>	<u>No</u>	<u>Yds</u>	<u>TD</u>	<u>Lng</u>
Andrew Tillman	7	123	0	35
Ben Dunahue	1	14	0	14
Brendan Swavel	1	16	0	16

<u>Interceptions</u>	<u>No</u>	<u>Yds</u>	<u>TD</u>	<u>Avg</u>
Alex Kissling	1	0	0	0.0
Sleth Jackson	1	0	0	0.0



Coldwater vs Kokomo
August 29, 2008 at Cavalier Stadium - Coldwater
Final Statistics

Score by Quarters

	1	2	3	4	Final
Coldwater	10	21	10	0	41
Kokomo	0	0	0	7	7

Team Statistics

		<u>Coldwater</u>	<u>Kokomo</u>
Offensive	First Downs	14	11
	by Run	8	7
	by Pass	6	2
	by Penalty	0	2
	Rushes - Yards	26-124	51-168
	Passes Comp - Att - Yds - Int	13-16-178-1	4-7-36-1
	Total Offensive Plays - Yards	42-302	58-204
Kicking Game	Punt Returns - Avg - Long	0-0-0	0-0-0
	Kickoff Returns - Avg - Long	1-23-23	7-18-32
	Field Goals Made - Att - Long	2-2-27	0-0-0
	Punts - Average - Long	3-35-39	2-24-37
Turnovers	Interceptioned By	1	1
	Fumbles - Lost	0-0	3-3
	Penalties - Yards	4-39	3-15

Scoring Summary

<u>Team</u>	<u>Time</u>	<u>Qtr</u>	<u>Scoring Play</u>	<u>Conversion</u>	<u>PL-Yds</u>	<u>Score</u>
Coldwater	06:58	1st	Mario de la Rosa 27 yd field goal		11-67	3 - 0
Coldwater	02:38	1st	Zach Siefiring 33 yd pass from Cory Klenke	Mario de la Rosa kick good	3-41	10 - 0
Coldwater	05:31	2nd	Tony Harlamert 16 yd pass from Cory Klenke	Mario de la Rosa kick good	6-68	17 - 0
Coldwater	03:23	2nd	Brock Pleiman 19 yd pass from Cory Klenke	Mario de la Rosa kick good	1-19	24 - 0
Coldwater	:18.2	2nd	Zach Kaup 6 yd pass from Keith Wenning	Mario de la Rosa kick good	1-6	31 - 0
Coldwater	09:24	3rd	Keith Wenning 10 yd run	Mario de la Rosa kick good	2-16	38 - 0
Coldwater	04:37	3rd	Mario de la Rosa 20 yd field goal		7-37	41 - 0
Kokomo	03:33	4th	Bruce Johnson 52 yd run	Drew Marshall kick good	4-70	41 - 7



2008 Coldwater Cavalier Football Media Guide



Cavalier 2008 Season Statistics

Team Statistics

<u>Score by Quarters</u>	<u>1</u>	<u>2</u>	<u>3</u>	<u>4</u>	<u>OT</u>	<u>Total</u>	<u>Avg</u>
Coldwater	160	197	89	44		490	40.8
Opponents	14	7	12	34		67	5.6

<u>Offensive</u>	<u>Coldwater</u>		<u>Opponents</u>	
	<u>Season</u>	<u>Average</u>	<u>Season</u>	<u>Average</u>
<u>First Downs</u>	205	17	117	10
Rushing	123	10	56	5
Passing	80	7	48	4
Penalty	2	0	13	1
<u>Rushing Yards</u>	2129	177	945	79
Attempts	398	33	382	32
Average	5.3	5.3	2.5	2.5
<u>Passing Yards</u>	2336	195	1081	90
Completions	136	11	106	9
Attempts	231	19	254	21
Interceptions	15	1.3	16	1.3
Average per Att	10.1	10.1	4.3	4.3
Average per Comp	17.2	17.2	10.2	10.2
<u>Total Offensive Yards</u>	4465	372	2026	169
Total Plays	629	52	636	53
Average per Play	7.1	7.1	3.2	3.2
<u>Turnovers</u>				
Total Turnovers	18	1.8	31	2.3
Interceptions	15	1.3	16	1.3
Fumbles	6	0.5	21	1.8
Lost	3	0.3	15	1.3
Penalties	62	5	28	2
Yards	456	38	196	16

<u>Name</u>	<u>TDs Run</u>	<u>TDs Rec</u>	<u>TDs Kick</u>	<u>TDs Punt</u>	<u>TDs INT</u>	<u>TDs Fum</u>	<u>PATs (2)</u>	<u>PATs (1)</u>	<u>FGs</u>	<u>Safety</u>	<u>Totals</u>
Harlamert, Tony	15	7	1	1	1						150
de la Rosa, Mario								63	7		84
Kaup, Zach		5									30
Siefring, Zach		3			1	1					30
Homan, Adam	1	3									24
Klenke, Cory	6	1									42
Wenning, Keith	3					1					24
Rammel, Adam		5									30
Gillis, Dylan	2										12
Pohl, Jacob	2										12
Rutschilling, Dusty	1	2									18
Giere, Mitch		2									12
Pleiman, Brock		1									6
Trent Muhlenkamp	1										6
Team										2	4
Totals	32	29	1	1	2	2	0	63	7	2	490

Individual Statistics

Coldwater

<u>Rushing</u>	<u>Att</u>	<u>Yds</u>	<u>TD</u>	<u>Lg</u>	<u>Avg</u>
Adam Homan	1	5	0	5	5.0
Tony Harlamert	3	15	0	8	5.0
Cory Klenke	5	37	0	17	7.4
Dylan Gillis	1	6	0	6	6.0
Keith Wenning	2	14	1	10	7.0
Trent Muhlenkamp	9	43	0	17	4.8
Colin Paynter	2	0	0	2	0.0
Ross Wermert	3	4	0	3	1.3

<u>Passing</u>	<u>Att</u>	<u>Cmp</u>	<u>Int</u>	<u>Yds</u>	<u>TD</u>	<u>Lng</u>
Cory Klenke	14	11	1	166	3	39
Keith Wenning	2	2	0	12	1	6
Colin Paynter	0	0	0	0	0	0

<u>Receiving</u>	<u>Cat</u>	<u>Yds</u>	<u>TD</u>	<u>Lng</u>	<u>Avg</u>
Tony Harlamert	5	41	1	22	8.2
Zach Kaup	4	60	1	39	15.0
Zach Siefiring	3	58	1	33	19.3
Brock Pleiman	1	19	1	19	19.0

<u>Punting</u>	<u>No</u>	<u>Yds</u>	<u>Avg</u>	<u>Lng</u>	<u>Blk</u>
Keith Wenning	2	65	33	38	0
Casey Gibbs	1	39	39	39	0

<u>Kickoffs</u>	<u>No</u>	<u>Yds</u>	<u>Avg</u>	<u>Lng</u>	<u>Blk</u>
Mario de la Rosa	8	354	44	55	0

<u>Punt Returns</u>	<u>No</u>	<u>Yds</u>	<u>TD</u>	<u>Lng</u>

<u>Kick Returns</u>	<u>No</u>	<u>Yds</u>	<u>TD</u>	<u>Lng</u>
Zach Siefiring	1	23	0	23

<u>Interceptions</u>	<u>No</u>	<u>Yds</u>	<u>TD</u>	<u>Avg</u>
Tony Harlamert	1	82	0	82.0

Kokomo

<u>Rushing</u>	<u>Att</u>	<u>Yds</u>	<u>TD</u>	<u>Lg</u>	<u>Avg</u>
Braxton Shelton	20	70	0	16	3.5
Jairus Johnson	9	8	0	7	0.9
Drew Marshall	2	-26	0	-11	-13.0
Brock Barbary	5	14	0	4	2.8
T.J. Weir	1	-4	0	-4	-4.0
Tyrone Brown	1	3	0	3	3.0
Dylan Green	5	10	0	9	2.0
Bruce Johnson	5	80	1	52	16.0
T.T. Catlett	3	13	0	12	4.3

<u>Passing</u>	<u>Att</u>	<u>Cmp</u>	<u>Int</u>	<u>Yds</u>	<u>TD</u>	<u>Lng</u>
T.J. Weir	7	4	1	36	0	13

<u>Receiving</u>	<u>Cat</u>	<u>Yds</u>	<u>TD</u>	<u>Lng</u>	<u>Avg</u>
Devin Schacht	4	36	0	13	9.0

<u>Punting</u>	<u>No</u>	<u>Yds</u>	<u>Avg</u>	<u>Lng</u>	<u>Blk</u>
Drew Marshall	2	48	24	37	0

<u>Kickoffs</u>	<u>No</u>	<u>Yds</u>	<u>Avg</u>	<u>Lng</u>	<u>Blk</u>
Drew Marshall	2	110	55	60	0

<u>Punt Returns</u>	<u>No</u>	<u>Yds</u>	<u>TD</u>	<u>Lng</u>

<u>Kick Returns</u>	<u>No</u>	<u>Yds</u>	<u>TD</u>	<u>Lng</u>
Brock Barbary	4	64	0	20
Bruce Johnson	3	62	0	32

<u>Interceptions</u>	<u>No</u>	<u>Yds</u>	<u>TD</u>	<u>Avg</u>
Tyrone Brown	1	19	0	19.0



Coldwater vs Versailles
September 5, 2008 at Hole Field - Versailles
Final Statistics



Score by Quarters

	1	2	3	4	Final
Coldwater	7	21	21	0	49
Versailles	0	0	0	0	0

Team Statistics

		<u>Coldwater</u>	<u>Versailles</u>
Offensive	First Downs	20	7
	by Run	15	4
	by Pass	5	2
	by Penalty	0	1
	Rushes - Yards	37-251	24-9
	Passes Comp - Att - Yds - Int	8-18-165-0	11-27-41-1
Total Offensive Plays - Yards		55-416	51-50
Kicking Game	Punt Returns - Avg - Long	6-1-4	1-4-4
	Kickoff Returns - Avg - Long	1-40-40	8-17-25
	Field Goals Made - Att - Long	0-0-0	0-0-0
	Punts - Average - Long	4-31-47	10-31-42
Turnovers	Interceptioned By	1	0
	Fumbles - Lost	1-0	1-0
	Penalties - Yards	6-51	0-0

Scoring Summary

<u>Team</u>	<u>Time</u>	<u>Qtr</u>	<u>Scoring Play</u>	<u>Conversion</u>	<u>PL-Yds</u>	<u>Score</u>
Coldwater	02:09	1st	Tony Harlamert 36 yd run	Mario de la Rosa kick good	4-70	7 - 0
Coldwater	08:57	2nd	Tony Harlamert 50 yd pass from Keith Wenning	Mario de la Rosa kick good	7-73	14 - 0
Coldwater	06:28	2nd	Adam Homan 10 yd pass from Keith Wenning	Mario de la Rosa kick good	5-36	21 - 0
Coldwater	01:00	2nd	Tony Harlamert 42 yd pass from Keith Wenning	Mario de la Rosa kick good	4-57	28 - 0
Coldwater	10:37	3rd	Tony Harlamert 20 yd interception return	Mario de la Rosa kick good	1-20	35 - 0
Coldwater	06:23	3rd	Keith Wenning 7 yd run	Mario de la Rosa kick good	5-34	42 - 0
Coldwater	01:03	3rd	Ross Wermert 6 yd run	Mario de la Rosa kick good	7-47	49 - 0

Individual Statistics

Coldwater

<u>Rushing</u>	<u>Att</u>	<u>Yds</u>	<u>TD</u>	<u>Lg</u>	<u>Avg</u>
Adam Homan	2	24	0	22	12.0
Tony Harlamert	7	48	1	36	6.9
Dusty Rutschilling	2	34	0	19	17.0
Keith Wenning	7	50	1	11	7.1
Dylan Gillis	2	2	0	2	1.0
Trent Muhlenkamp	1	10	0	10	10.0
Ross Wermert	13	78	1	17	6.0
Dustin Gillis	1	7	0	7	7.0
Team	2	-2	0	-1	-1.0

Versailles

<u>Rushing</u>	<u>Att</u>	<u>Yds</u>	<u>TD</u>	<u>Lg</u>	<u>Avg</u>
Jordan Monnin	2	6	0	4	3.0
Jordan Luthman	5	14	0	8	2.8
Jon Richard	13	-17	0	25	-1.3
Aaron McNeilan	2	5	0	6	2.5
Zach Niekamp	2	1	0	8	0.5

<u>Passing</u>	<u>Att</u>	<u>Cmp</u>	<u>Int</u>	<u>Yds</u>	<u>TD</u>	<u>Lng</u>
Keith Wenning	18	8	0	165	3	50
Colin Paynter	0	0	0	0	0	0

<u>Passing</u>	<u>Att</u>	<u>Cmp</u>	<u>Int</u>	<u>Yds</u>	<u>TD</u>	<u>Lng</u>
Jon Richard	24	10	1	37	0	9
Zach Niekamp	3	1	0	4	0	4

<u>Receiving</u>	<u>Cat</u>	<u>Yds</u>	<u>TD</u>	<u>Lng</u>	<u>Avg</u>
Mitch Giere	1	20	0	20	20.0
Tony Harlamert	3	92	2	50	30.7
Adam Rammel	1	25	0	25	25.0
Adam Homan	2	17	1	10	8.5
Zach Kaup	1	11	0	11	11.0

<u>Receiving</u>	<u>Cat</u>	<u>Yds</u>	<u>TD</u>	<u>Lng</u>	<u>Avg</u>
Nick Eilerman	2	14	0	8	7.0
Derek Langenkamp	4	14	0	9	3.5
Zach Barlage	2	3	0	6	1.5
Jordan Monnin	1	6	0	6	6.0
Jordan Luthman	2	4	0	4	2.0

<u>Punting</u>	<u>No</u>	<u>Yds</u>	<u>Avg</u>	<u>Lng</u>	<u>Blk</u>
Keith Wenning	3	93	31	47	0
Casey Gibbs	1	30	30	30	0

<u>Punting</u>	<u>No</u>	<u>Yds</u>	<u>Avg</u>	<u>Lng</u>	<u>Blk</u>
Jon Richard	8	240	30	40	0
Patrick Mescher	2	71	35.5	42	0

<u>Kickoffs</u>	<u>No</u>	<u>Yds</u>	<u>Avg</u>	<u>Lng</u>	<u>Blk</u>
Mario de la Rosa	8	425	53	58	0

<u>Kickoffs</u>	<u>No</u>	<u>Yds</u>	<u>Avg</u>	<u>Lng</u>	<u>Blk</u>
Jon Richard	1	45	45	45	0

<u>Punt Returns</u>	<u>No</u>	<u>Yds</u>	<u>TD</u>	<u>Lng</u>
Adam Rammel	4	4	0	4
Tony Harlamert	2	2	0	2

<u>Punt Returns</u>	<u>No</u>	<u>Yds</u>	<u>TD</u>	<u>Lng</u>
Keith Schlater	1	4	0	4

<u>Kick Returns</u>	<u>No</u>	<u>Yds</u>	<u>TD</u>	<u>Lng</u>
Dusty Rutschilling	1	40	0	40

<u>Kick Returns</u>	<u>No</u>	<u>Yds</u>	<u>TD</u>	<u>Lng</u>
Jon Murphy	5	86	0	25
Nick Eilerman	3	47	0	17

<u>Interceptions</u>	<u>No</u>	<u>Yds</u>	<u>TD</u>	<u>Avg</u>
Tony Harlamert	1	20	1	20.0

<u>Interceptions</u>	<u>No</u>	<u>Yds</u>	<u>TD</u>	<u>Avg</u>
----------------------	-----------	------------	-----------	------------



Coldwater vs Marion Local
September 12, 2008 at Cavalier Stadium - Coldwater
Final Statistics



Score by Quarters

	1	2	3	4	Final
Coldwater	7	10	7	9	33
Marion Local	14	0	0	0	14

Team Statistics

		<u>Coldwater</u>	<u>Marion Local</u>
Offensive	First Downs	14	8
	by Run	8	5
	by Pass	6	3
	by Penalty	0	0
	Rushes - Yards	30-138	37-111
	Passes Comp - Att - Yds - Int	12-25-165-5	5-14-30-2
Total Offensive Plays - Yards		55-303	51-141
Kicking Game	Punt Returns - Avg - Long	3-5-10	1-10-10
	Kickoff Returns - Avg - Long	3-46-98	6-19-34
	Field Goals Made - Att - Long	1-1-32	0-0-0
	Punts - Average - Long	1-31-31	4-35-47
Turnovers	Intercepted By	2	5
	Fumbles - Lost	0-0	4-2
	Penalties - Yards	7-35	2-16

50-50 Drawing

\$ 4,119.00

Scoring Summary

<u>Team</u>	<u>Time</u>	<u>Qtr</u>	<u>Scoring Play</u>	<u>Conversion</u>	<u>PL-Yds</u>	<u>Score</u>
Marion Local	05:13	1st	Troy Prenger 41 yd interception return	Jeff Moeller kick good	1-41	0 - 7
Marion Local	04:05	1st	Marcus Moeller 34 yd interception return	Jeff Moeller kick good	1-34	0 - 14
Coldwater	03:52	1st	Tony Harlamert 98 yd kickoff return	Mario de la Rosa kick good	1-98	7 - 14
Coldwater	06:45	2nd	Mario de la Rosa 32 yd field goal		8-39	10 - 14
Coldwater	02:04	2nd	Zach Sieftring 43 yd pass from Cory Klenke	Mario de la Rosa kick good	4-70	17 - 14
Coldwater	06:26	3rd	Cory Klenke 28 yd pass from Keith Wenning	Mario de la Rosa kick good	7-37	24 - 14
Coldwater	11:58	4th	Drew Klosterman kneels for safety in the end zone		1-2	26 - 14
Coldwater	07:18	4th	Zach Kaup 10 yd pass from Cory Klenke	Mario de la Rosa kick good	10-53	33 - 14

This kick off return qualifies Tony for inclusion in the OHSAA Football Record Book

Individual Statistics

Coldwater

<u>Rushing</u>	<u>Att</u>	<u>Yds</u>	<u>TD</u>	<u>Lg</u>	<u>Avg</u>
Cory Klenke	7	28	0	24	4.0
Tony Harlamert	13	73	0	27	5.6
Adam Homan	6	28	0	10	4.7
Trent Muhlenkamp	3	10	0	7	3.3
Team	1	-1	0	-1	-1.0

Marion Local

<u>Rushing</u>	<u>Att</u>	<u>Yds</u>	<u>TD</u>	<u>Lg</u>	<u>Avg</u>
Ben Smith	23	88	0	33	3.8
Dillon Kremer	4	7	0	5	1.8
Troy Prenger	8	26	0	50	3.3
Jarren Griesdorn	1	-8	0	-8	-8.0
Niles Keller	1	-2	0	-2	-2.0

<u>Passing</u>	<u>Att</u>	<u>Cmp</u>	<u>Int</u>	<u>Yds</u>	<u>TD</u>	<u>Lng</u>
Cory Klenke	23	10	5	109	2	43
Keith Wenning	2	2	0	56	1	28

<u>Passing</u>	<u>Att</u>	<u>Cmp</u>	<u>Int</u>	<u>Yds</u>	<u>TD</u>	<u>Lng</u>
Jarren Griesdorn	13	4	2	19	0	8
Troy Prenger	1	1	0	11	0	11

<u>Receiving</u>	<u>Cat</u>	<u>Yds</u>	<u>TD</u>	<u>Lng</u>	<u>Avg</u>
Zach Kaup	3	27	1	10	9.0
Tony Harlamert	3	20	0	12	6.7
Adam Homan	1	0	0	0	0.0
Zach Siefring	2	57	1	43	28.5
Brock Pleiman	1	5	0	5	5.0
Cory Klenke	1	28	1	28	28.0
Dusty Rutschilling	1	28	0	28	28.0

<u>Receiving</u>	<u>Cat</u>	<u>Yds</u>	<u>TD</u>	<u>Lng</u>	<u>Avg</u>
Jason Wolters	2	17	0	11	8.5
Dillon Kremer	2	9	0	8	4.5
Tyler Thobe	1	4	0	4	4.0

<u>Punting</u>	<u>No</u>	<u>Yds</u>	<u>Avg</u>	<u>Lng</u>	<u>Blk</u>
Keith Wenning	1	31	31	31	0

<u>Punting</u>	<u>No</u>	<u>Yds</u>	<u>Avg</u>	<u>Lng</u>	<u>Blk</u>
Niles Keller	4	141	35.3	47	0

<u>Kickoffs</u>	<u>No</u>	<u>Yds</u>	<u>Avg</u>	<u>Lng</u>	<u>Blk</u>
Mario de la Rosa	6	316	53	59	0

<u>Kickoffs</u>	<u>No</u>	<u>Yds</u>	<u>Avg</u>	<u>Lng</u>	<u>Blk</u>
Marcus Moeller	4	226	56.5	60	0

<u>Punt Returns</u>	<u>No</u>	<u>Yds</u>	<u>TD</u>	<u>Lng</u>
Zach Siefring	2	15	0	10
Tony Harlamert	1	0	0	0

<u>Punt Returns</u>	<u>No</u>	<u>Yds</u>	<u>TD</u>	<u>Lng</u>
Marcus Moeller	1	10	0	10

<u>Kick Returns</u>	<u>No</u>	<u>Yds</u>	<u>TD</u>	<u>Lng</u>
Tony Harlamert	3	138	1	98

<u>Kick Returns</u>	<u>No</u>	<u>Yds</u>	<u>TD</u>	<u>Lng</u>
Ben Smith	2	54	0	34
Dillon Kremer	3	41	0	15
Niles Keller	1	18	0	18

<u>Interceptions</u>	<u>No</u>	<u>Yds</u>	<u>TD</u>	<u>Avg</u>
Tony Harlamert	2	9	0	4.5

<u>Interceptions</u>	<u>No</u>	<u>Yds</u>	<u>TD</u>	<u>Avg</u>
Troy Prenger	3	49	1	16.3
Marcus Moeller	1	34	1	34.0
Kerry Roberts	1	10	0	10.0



Coldwater vs Anna
September 19, 2008 at Booster Field - Anna
Final Statistics



Score by Quarters

	1	2	3	4	Final
Coldwater	0	14	6	3	23
Anna	0	0	0	0	0

Team Statistics

		<u>Coldwater</u>	<u>Anna</u>
Offensive	First Downs	21	12
	by Run	15	5
	by Pass	6	5
	by Penalty	0	2
	Rushes - Yards	41-188	27-108
	Passes Comp - Att - Yds - Int	14-22-119-1	10-32-93-3
Total Offensive Plays - Yards		63-307	59-201
Kicking Game	Punt Returns - Avg - Long	2-9-17	3-4-6
	Kickoff Returns - Avg - Long	1-19-19	5-14-21
	Field Goals Made - Att - Long	1-1-24	0-0-0
	Punts - Average - Long	3-44-48	5-46-67
Turnovers	Interceptioned By	3	1
	Fumbles - Lost	0-0	1-0
	Penalties - Yards	5-54	5-32

Scoring Summary

<u>Team</u>	<u>Time</u>	<u>Qtr</u>	<u>Scoring Play</u>	<u>Conversion</u>	<u>PL-Yds</u>	<u>Score</u>
Coldwater	08:34	2nd	Tony Harlamert 1 yd run	Mario de la Rosa kick good	10-69	7 - 0
Coldwater	01:55	2nd	Tony Harlamert 5 yd run	Mario de la Rosa kick good	3-28	14 - 0
Coldwater	05:03	3rd	Tony Harlamert 1 yd run	kick failed	13-71	20 - 0
Coldwater	03:20	4th	Mario de la Rosa 24 yd field goal		4-9	23 - 0

Individual Statistics

Coldwater

<u>Rushing</u>	<u>Att</u>	<u>Yds</u>	<u>TD</u>	<u>Lg</u>	<u>Avg</u>
Tony Harlamert	23	63	3	13	2.7
Cory Klenke	12	94	0	20	7.8
Adam Homan	2	13	0	8	6.5
Dylan Gillis	1	10	0	10	10.0
Keith Wenning	1	10	0	10	10.0
Team	2	-2	0	-1	-1.0

Anna

<u>Rushing</u>	<u>Att</u>	<u>Yds</u>	<u>TD</u>	<u>Lg</u>	<u>Avg</u>
Dan Stewart	9	30	0	10	3.3
Kameron Knight	5	14	0	7	2.8
Josh Parker	1	29	0	29	29.0
Eddie Saunders	2	2	0	2	1.0
Chance Guisinger	3	21	0	11	7.0
Wes Hunsucker	7	12	0	11	1.7

<u>Passing</u>	<u>Att</u>	<u>Cmp</u>	<u>Int</u>	<u>Yds</u>	<u>TD</u>	<u>Lng</u>
Cory Klenke	22	14	1	119	0	24

<u>Passing</u>	<u>Att</u>	<u>Cmp</u>	<u>Int</u>	<u>Yds</u>	<u>TD</u>	<u>Lng</u>
Wes Hunsucker	32	10	3	93	0	18

<u>Receiving</u>	<u>Cat</u>	<u>Yds</u>	<u>TD</u>	<u>Lng</u>	<u>Avg</u>
Tony Harlamert	3	27	0	19	9.0
Mitch Giere	1	2	0	2	2.0
Zach Sieftring	2	26	0	14	13.0
Zach Kaup	4	24	0	12	6.0
Adam Homan	2	22	0	24	11.0
Dusty Rutschilling	2	18	0	14	9.0

<u>Receiving</u>	<u>Cat</u>	<u>Yds</u>	<u>TD</u>	<u>Lng</u>	<u>Avg</u>
Alex Fogt	1	9	0	9	9.0
Kameron Knight	1	1	0	1	1.0
Dan Stewart	1	7	0	7	7.0
Derek Billing	4	41	0	12	10.3
Zach Clark	3	35	0	18	11.7

<u>Punting</u>	<u>No</u>	<u>Yds</u>	<u>Avg</u>	<u>Lng</u>	<u>Blk</u>
Keith Wenning	3	132	44	48	0

<u>Punting</u>	<u>No</u>	<u>Yds</u>	<u>Avg</u>	<u>Lng</u>	<u>Blk</u>
Alex Hohlbein	5	230	46	67	0

<u>Kickoffs</u>	<u>No</u>	<u>Yds</u>	<u>Avg</u>	<u>Lng</u>	<u>Blk</u>
Mario de la Rosa	6	269	45	53	0

<u>Kickoffs</u>	<u>No</u>	<u>Yds</u>	<u>Avg</u>	<u>Lng</u>	<u>Blk</u>
Zach Clark	1	50	50	50	0

<u>Punt Returns</u>	<u>No</u>	<u>Yds</u>	<u>TD</u>	<u>Lng</u>
Tony Harlamert	2	17	0	17

<u>Punt Returns</u>	<u>No</u>	<u>Yds</u>	<u>TD</u>	<u>Lng</u>
Dan Stewart	3	13	0	6

<u>Kick Returns</u>	<u>No</u>	<u>Yds</u>	<u>TD</u>	<u>Lng</u>
Zach Sieftring	1	19	0	19

<u>Kick Returns</u>	<u>No</u>	<u>Yds</u>	<u>TD</u>	<u>Lng</u>
Cole Furgason	1	13	0	13
Kameron Knight	3	36	0	20
Dan Stewart	1	21	0	21

<u>Interceptions</u>	<u>No</u>	<u>Yds</u>	<u>TD</u>	<u>Avg</u>
Tony Harlamert	2	32	0	16.0
Cory Klenke	1	-2	0	-2.0

<u>Interceptions</u>	<u>No</u>	<u>Yds</u>	<u>TD</u>	<u>Avg</u>
Taylor Steinke	1	0	0	0.0



Coldwater vs Parkway
September 26, 2008 at Cavalier Stadium - Coldwater
Final Statistics



Score by Quarters

	1	2	3	4	Final
Coldwater	24	21	0	6	51
Parkway	0	0	0	6	6

Team Statistics

	<u>Coldwater</u>	<u>Parkway</u>
Offensive		
First Downs	13	4
by Run	11	4
by Pass	2	0
by Penalty	0	0
Rushes - Yards	31-215	41-58
Passes Comp - Att - Yds - Int	5-12-48-0	1-6-8-1
Total Offensive Plays - Yards	43-263	47-66
Kicking Game		
Punt Returns - Avg - Long	4-13-49	1-7-7
Kickoff Returns - Avg - Long	0-0-0	4-15-17
Field Goals Made - Att - Long	1-1-47	0-0-0
Punts - Average - Long	2-41-57	10-27-38
Turnovers		
Interceptioned By	1	0
Fumbles - Lost	1-1	2-2
Penalties - Yards	3-12	1-9

Scoring Summary

<u>Team</u>	<u>Time</u>	<u>Qtr</u>	<u>Scoring Play</u>	<u>Conversion</u>	<u>PL-Yds</u>	<u>Score</u>
Coldwater	10:11	1st	Adam Rammel 5 yd pass from Cory Klenke	Mario de la Rosa kick good	1-5	7 - 0
Coldwater	06:47	1st	Adam Rammel 6 yd pass from Cory Klenke	Mario de la Rosa kick good	4-47	14 - 0
Coldwater	05:30	1st	Keith Wenning 8 yd fumble return	Mario de la Rosa kick good	1-8	21 - 0
Coldwater	02:33	1st	Mario de la Rosa 47 yd field goal		4-30	24 - 0
Coldwater	11:15	2nd	Dylan Gillis 14 yd run	Mario de la Rosa kick good	7-47	31 - 0
Coldwater	04:30	2nd	Tony Harlamert 12 yd run	Mario de la Rosa kick good	3-46	38 - 0
Coldwater	01:31	2nd	Dusty Rutschilling 24 yd run	Mario de la Rosa kick good	2-21	45 - 0
Coldwater	04:44	4th	Jacob Pohl 18 yd run	Troy Otten kick failed	5-42	51 - 0
Parkway	00:03	4th	Reese Boroff 1 yd run	kick failed	9-68	51 - 6

Individual Statistics

Coldwater

<u>Rushing</u>	<u>Att</u>	<u>Yds</u>	<u>TD</u>	<u>Lg</u>	<u>Avg</u>
Tony Harlamert	6	45	1	14	7.5
Adam Homan	1	11	0	11	11.0
Dylan Gillis	3	33	1	20	11.0
Colin Paynter	5	10	0	5	2.0
Dusty Rutschilling	1	24	1	24	24.0
Ross Wermert	3	2	0	3	0.7
Brian Gaerke	5	15	0	12	3.0
Jacob Pohl	2	51	1	33	25.5
Dustin Gillis	1	1	0	1	1.0
Reese Klenke	4	23	0	17	5.8

<u>Passing</u>	<u>Att</u>	<u>Cmp</u>	<u>Int</u>	<u>Yds</u>	<u>TD</u>	<u>Lng</u>
Cory Klenke	7	4	0	48	2	21
Keith Wenning	5	1	0	0	0	0

<u>Receiving</u>	<u>Cat</u>	<u>Yds</u>	<u>TD</u>	<u>Lng</u>	<u>Avg</u>
Adam Rammel	2	11	2	6	5.5
Tony Harlamert	1	16	0	16	16.0
Mitch Giere	1	0	0	0	0.0
Zach Kaup	1	21	0	21	21.0

<u>Punting</u>	<u>No</u>	<u>Yds</u>	<u>Avg</u>	<u>Lng</u>	<u>Blk</u>
Keith Wenning	1	57	57	57	0
Casey Gibbs	1	25	25	25	0

<u>Kickoffs</u>	<u>No</u>	<u>Yds</u>	<u>Avg</u>	<u>Lng</u>	<u>Blk</u>
Mario de la Rosa	10	520	52	60	0

<u>Punt Returns</u>	<u>No</u>	<u>Yds</u>	<u>TD</u>	<u>Lng</u>
Zach Sieftring	2	-1	0	0
Adam Rammel	1	49	0	49
Drew Feltz	1	5	0	5

<u>Kick Returns</u>	<u>No</u>	<u>Yds</u>	<u>TD</u>	<u>Lng</u>

<u>Interceptions</u>	<u>No</u>	<u>Yds</u>	<u>TD</u>	<u>Avg</u>
Cory Klenke	1	25	0	25.0

Parkway

<u>Rushing</u>	<u>Att</u>	<u>Yds</u>	<u>TD</u>	<u>Lg</u>	<u>Avg</u>
Reese Boroff	7	18	1	5	2.6
Logan Hunter	8	-2	0	3	-0.3
Riley Bransteter	12	-6	0	5	-0.5
Kris Hughes	6	26	0	39	4.3
Joshua Fisher	5	-4	0	9	-0.8
Joel Cesar	3	26	0	14	8.7

<u>Passing</u>	<u>Att</u>	<u>Cmp</u>	<u>Int</u>	<u>Yds</u>	<u>TD</u>	<u>Lng</u>
Riley Bransteter	3	0	1	0	0	0
Joshua Fisher	3	1	0	8	0	8

<u>Receiving</u>	<u>Cat</u>	<u>Yds</u>	<u>TD</u>	<u>Lng</u>	<u>Avg</u>
Kris Hughes	1	8	0	8	8.0
Logan Hunter	0	0	0	0	0.0

<u>Punting</u>	<u>No</u>	<u>Yds</u>	<u>Avg</u>	<u>Lng</u>	<u>Blk</u>
Riley Bransteter	10	268	26.8	38	0

<u>Kickoffs</u>	<u>No</u>	<u>Yds</u>	<u>Avg</u>	<u>Lng</u>	<u>Blk</u>

<u>Punt Returns</u>	<u>No</u>	<u>Yds</u>	<u>TD</u>	<u>Lng</u>
Shawn Miller	1	7	0	7

<u>Kick Returns</u>	<u>No</u>	<u>Yds</u>	<u>TD</u>	<u>Lng</u>
Logan Hunter	1	17	0	17
Kris Hughes	2	24	0	17
Shawn Miller	1	17	0	17

<u>Interceptions</u>	<u>No</u>	<u>Yds</u>	<u>TD</u>	<u>Avg</u>



Coldwater vs St. Henry
October 3, 2008 at Wally Post Athletic Complex - St. Henry
Final Statistics



Score by Quarters

	1	2	3	4	Final
Coldwater	0	14	14	6	34
St. Henry	0	7	0	0	7

Team Statistics

		<u>Coldwater</u>	<u>St. Henry</u>
Offensive	First Downs	15	10
	by Run	6	2
	by Pass	9	6
	by Penalty	0	2
	Rushes - Yards	28-89	27-50
	Passes Comp - Att - Yds - Int	19-29-268-2	13-26-120-1
Total Offensive Plays - Yards		57-357	53-170
Kicking Game	Punt Returns - Avg - Long	3-7-16	0-0-0
	Kickoff Returns - Avg - Long	2-12-17	6-17-22
	Field Goals Made - Att - Long	0-0-0	0-0-0
	Punts - Average - Long	5-40-46	8-40-45
Turnovers	Intercepted By	1	2
	Fumbles - Lost	0-0	1-1
	Penalties - Yards	6-57	1-15

Scoring Summary

<u>Team</u>	<u>Time</u>	<u>Qtr</u>	<u>Scoring Play</u>	<u>Conversion</u>	<u>PL-Yds</u>	<u>Score</u>
St. Henry	08:00	2nd	Shawn Dues 3 yd pass from Brad Stahl	Jon Speck kick good	7-59	0 - 7
Coldwater	06:08	2nd	Tony Harlamert 1 yd run	Mario de la Rosa kick good	7-71	7 - 7
Coldwater	02:22	2nd	Zach Kaup 13 yd pass from Cory Klenke	Mario de la Rosa kick good	8-68	14 - 7
Coldwater	06:12	3rd	Zach Siefiring 36 yd fumble return	Mario de la Rosa kick good	1-36	21 - 7
Coldwater	02:35	3rd	Tony Harlamert 3 yd run	Mario de la Rosa kick good	3-67	28 - 7
Coldwater	08:49	4th	Zach Siefiring 7 yd pass from Cory Klenke	Mario de la Rosa kick blocked	8-59	34 - 7

Individual Statistics

Coldwater

<u>Rushing</u>	<u>Att</u>	<u>Yds</u>	<u>TD</u>	<u>Lg</u>	<u>Avg</u>
Cory Klenke	12	51	0	14	4.3
Tony Harlamert	10	21	2	5	2.1
Dusty Rutschilling	1	6	0	6	6.0
Dylan Gillis	3	4	0	3	1.3
Adam Homan	1	0	0	0	0.0
Colin Paynter	1	7	0	7	7.0

St. Henry

<u>Rushing</u>	<u>Att</u>	<u>Yds</u>	<u>TD</u>	<u>Lg</u>	<u>Avg</u>
Brent Prenger	10	22	0	6	2.2
Brad Stahl	7	-5	0	5	-0.7
Neil Schwieterman	1	1	0	1	1.0
Zach Gottes	5	16	0	7	3.2
Ryan Siefiring	1	7	0	7	7.0
Brian Reichert	3	9	0	10	3.0

<u>Passing</u>	<u>Att</u>	<u>Cmp</u>	<u>Int</u>	<u>Yds</u>	<u>TD</u>	<u>Lng</u>
Cory Klenke	28	18	2	246	2	50
Keith Wenning	1	1	0	22	0	22
Colin Paynter	0	0	0	0	0	0

<u>Passing</u>	<u>Att</u>	<u>Cmp</u>	<u>Int</u>	<u>Yds</u>	<u>TD</u>	<u>Lng</u>
Brad Stahl	26	13	1	120	1	18

<u>Receiving</u>	<u>Cat</u>	<u>Yds</u>	<u>TD</u>	<u>Lng</u>	<u>Avg</u>
Adam Rammel	1	6	0	6	6.0
Tony Harlamert	7	81	0	25	11.6
Dusty Rutschilling	3	30	0	22	10.0
Zach Siefiring	3	42	1	28	14.0
Zach Kaup	4	107	1	50	26.8
Dylan Gillis	1	2	0	2	2.0

<u>Receiving</u>	<u>Cat</u>	<u>Yds</u>	<u>TD</u>	<u>Lng</u>	<u>Avg</u>
Neil Schwieterman	4	21	0	8	5.3
Jordan Post	4	61	0	18	15.3
Shawn Dues	2	8	1	5	4.0
Vic Fortkamp	1	18	0	18	18.0
Nick Rindler	2	12	0	13	6.0

<u>Punting</u>	<u>No</u>	<u>Yds</u>	<u>Avg</u>	<u>Lng</u>	<u>Blk</u>
Keith Wenning	5	200	40	46	0

<u>Punting</u>	<u>No</u>	<u>Yds</u>	<u>Avg</u>	<u>Lng</u>	<u>Blk</u>
Vic Fortkamp	8	317	39.6	45	0

<u>Kickoffs</u>	<u>No</u>	<u>Yds</u>	<u>Avg</u>	<u>Lng</u>	<u>Blk</u>
Mario de la Rosa	6	304	51	55	0

<u>Kickoffs</u>	<u>No</u>	<u>Yds</u>	<u>Avg</u>	<u>Lng</u>	<u>Blk</u>
Jon Speck	2	90	45	48	0

<u>Punt Returns</u>	<u>No</u>	<u>Yds</u>	<u>TD</u>	<u>Lng</u>
Zach Siefiring	1	2	0	2
Tony Harlamert	2	20	0	16

<u>Punt Returns</u>	<u>No</u>	<u>Yds</u>	<u>TD</u>	<u>Lng</u>

<u>Kick Returns</u>	<u>No</u>	<u>Yds</u>	<u>TD</u>	<u>Lng</u>
Tony Harlamert	1	6	0	6
Zach Siefiring	1	17	0	17

<u>Kick Returns</u>	<u>No</u>	<u>Yds</u>	<u>TD</u>	<u>Lng</u>
Neil Schwieterman	5	82	0	22
Nick Rindler	1	19	0	19

<u>Interceptions</u>	<u>No</u>	<u>Yds</u>	<u>TD</u>	<u>Avg</u>
Dusty Rutschilling	1	0	0	0.0

<u>Interceptions</u>	<u>No</u>	<u>Yds</u>	<u>TD</u>	<u>Avg</u>
Nick Rindler	1	0	0	0.0
Caleb Stammen	1	0	0	0.0



Coldwater vs St. Johns
October 10, 2008 at Cavalier Stadium - Coldwater
Final Statistics



Score by Quarters

	1	2	3	4	Final
Coldwater	14	21	3	0	38
St. Johns	0	0	0	7	7

Team Statistics

		<u>Coldwater</u>	<u>St. Johns</u>
Offensive	First Downs	14	12
	by Run	10	9
	by Pass	4	3
	by Penalty	0	0
	Rushes - Yards	35-156	37-218
	Passes Comp - Att - Yds - Int	8-15-168-1	6-15-55-2
	Total Offensive Plays - Yards	50-324	52-273
Kicking Game	Punt Returns - Avg - Long	2-6-11	3-4-7
	Kickoff Returns - Avg - Long	1-24-24	7-22-36
	Field Goals Made - Att - Long	1-1-37	0-0-0
	Punts - Average - Long	3-35-40	4-30-40
Turnovers	Intercepted By	2	1
	Fumbles - Lost	1-0	2-2
	Penalties - Yards	4-32	1-5

Scoring Summary

<u>Team</u>	<u>Time</u>	<u>Qtr</u>	<u>Scoring Play</u>	<u>Conversion</u>	<u>PL-Yds</u>	<u>Score</u>
Coldwater	08:59	1st	Tony Harlamert 7 yd run	Mario de la Rosa kick good	4-32	7 - 0
Coldwater	03:42	1st	Zach Kaup 9 yd pass from Cory Klenke	Mario de la Rosa kick good	8-54	14 - 0
Coldwater	09:01	2nd	Zach Siefiring 102 yd interception return	Mario de la Rosa kick good	1-102	21 - 0
Coldwater	04:51	2nd	Tony Harlamert 3 yd run	Mario de la Rosa kick good	5-44	28 - 0
Coldwater	00:35.3	2nd	Adam Homan 70 yd pass from Cory Klenke	Mario de la Rosa kick good	1-70	35 - 0
Coldwater	07:27	3rd	Mario de la Rosa 37 yd field goal		10-66	38 - 0
St. Johns	09:14	4th	Cory Bowman 54 yd run	Jordan Rode kick good	1-54	38 - 7

This interception return qualifies Zach for inclusion in the OHSAA Football Record Book

Individual Statistics

Coldwater

<u>Rushing</u>	<u>Att</u>	<u>Yds</u>	<u>TD</u>	<u>Lg</u>	<u>Avg</u>
Adam Homan	5	34	0	22	6.8
Tony Harlamert	12	56	2	14	4.7
Cory Klenke	3	13	0	6	4.3
Keith Wenning	1	-2	0	-2	-2.0
Trent Muhlenkamp	3	8	0	10	2.7
Colin Paynter	3	5	0	4	1.7
Ross Wermert	3	13	0	8	4.3
Jacob Pohl	1	13	0	13	13.0
Reese Klenke	3	17	0	7	5.7
Team	1	-1	0	-1	-1.0

<u>Passing</u>	<u>Att</u>	<u>Cmp</u>	<u>Int</u>	<u>Yds</u>	<u>TD</u>	<u>Lng</u>
Cory Klenke	13	8	1	168	2	70
Keith Wenning	2	0	0	0	0	0
Colin Paynter	0	0	0	0	0	0

<u>Receiving</u>	<u>Cat</u>	<u>Yds</u>	<u>TD</u>	<u>Lng</u>	<u>Avg</u>
Zach Kaup	4	67	1	34	16.8
Zach Siefring	1	17	0	17	17.0
Tony Harlamert	2	14	0	9	7.0
Adam Homan	1	70	1	70	70.0

<u>Punting</u>	<u>No</u>	<u>Yds</u>	<u>Avg</u>	<u>Lng</u>	<u>Blk</u>
Keith Wenning	1	40	40	40	0
Casey Gibbs	2	64	32	34	0

<u>Kickoffs</u>	<u>No</u>	<u>Yds</u>	<u>Avg</u>	<u>Lng</u>	<u>Blk</u>
Mario de la Rosa	7	374	53	60	0

<u>Punt Returns</u>	<u>No</u>	<u>Yds</u>	<u>TD</u>	<u>Lng</u>
Tony Harlamert	1	0	0	0
Ross Wermert	1	11	0	11

<u>Kick Returns</u>	<u>No</u>	<u>Yds</u>	<u>TD</u>	<u>Lng</u>
Adam Rammel	1	24	0	24

<u>Interceptions</u>	<u>No</u>	<u>Yds</u>	<u>TD</u>	<u>Avg</u>
Tony Harlamert	1	20	0	20.0
Zach Siefring	1	102	1	102.0

St. Johns

<u>Rushing</u>	<u>Att</u>	<u>Yds</u>	<u>TD</u>	<u>Lg</u>	<u>Avg</u>
Jay Leininger	1	1	0	1	1.0
Jordan Leininger	12	98	1	54	8.2
Wes Ulm	15	59	0	36	3.9
Matt Brinkman	5	8	0	3	1.6
Evan Burgei	1	50	0	50	50.0
Ryan Beck	3	2	0	3	0.7

<u>Passing</u>	<u>Att</u>	<u>Cmp</u>	<u>Int</u>	<u>Yds</u>	<u>TD</u>	<u>Lng</u>
Wes Ulm	14	6	2	55	0	16
Jordan Leininger	1	0	0	0	0	0
Tyler Ditto	0	0	0	0	0	0

<u>Receiving</u>	<u>Cat</u>	<u>Yds</u>	<u>TD</u>	<u>Lng</u>	<u>Avg</u>
Jay Clark	2	25	0	16	12.5
Adam Warnecke	2	15	0	15	7.5
Dylan Dancer	1	13	0	13	13.0
Jay Leininger	1	2	0	2	2.0

<u>Punting</u>	<u>No</u>	<u>Yds</u>	<u>Avg</u>	<u>Lng</u>	<u>Blk</u>
Jordan Rode	2	44	22	23	0
Alex Recker	2	77	38.5	40	0

<u>Kickoffs</u>	<u>No</u>	<u>Yds</u>	<u>Avg</u>	<u>Lng</u>	<u>Blk</u>
Jordan Rode	2	110	55	60	0

<u>Punt Returns</u>	<u>No</u>	<u>Yds</u>	<u>TD</u>	<u>Lng</u>
Tyler Bergfeld	3	13	0	7

<u>Kick Returns</u>	<u>No</u>	<u>Yds</u>	<u>TD</u>	<u>Lng</u>
Jordan Leininger	4	94	0	27
A.J. Klausling	1	36	0	36
Evan Burgei	2	27	0	14

<u>Interceptions</u>	<u>No</u>	<u>Yds</u>	<u>TD</u>	<u>Avg</u>
Brad Hoffman	1	0	0	0.0



Coldwater vs Minster
October 17, 2008 at Memorial Stadium - Minster
Final Statistics



Score by Quarters

	1	2	3	4	Final
Coldwater	21	21	0	6	48
Minster	0	0	0	0	0

Team Statistics

		Coldwater	Minster
Offensive	First Downs	20	11
	by Run	11	9
	by Pass	9	0
	by Penalty	0	2
	Rushes - Yards	29-194	37-182
	Passes Comp - Att - Yds - Int	10-14-290-1	0-9-0-2
	Total Offensive Plays - Yards	43-484	46-182
Kicking Game	Punt Returns - Avg - Long	6-2-6	1-4-4
	Kickoff Returns - Avg - Long	1-9-9	8-10-19
	Field Goals Made - Att - Long	0-0-0	0-0-0
	Punts - Average - Long	2-39-40	7-29-33
Turnovers	Interceptioned By	2	1
	Fumbles - Lost	0-0	0-0
	Penalties - Yards	9-48	2-9

Scoring Summary

Team	Time	Qtr	Scoring Play	Conversion	PL-Yds	Score
Coldwater	09:57	1st	Adam Homan 40 yd pass from Cory Klenke	Mario de la Rosa kick good	1-40	7 - 0
Coldwater	06:57	1st	Tony Harlamert 36 yd pass from Cory Klenke	Mario de la Rosa kick good	3-48	14 - 0
Coldwater	00:52.4	1st	Tony Harlamert 5 yd run	Mario de la Rosa kick good	7-68	21 - 0
Coldwater	09:51	2nd	Dusty Rutschilling 55 yd pass from Keith Wenning	Mario de la Rosa kick good	1-55	28 - 0
Coldwater	04:53	2nd	Cory Klenke 30 yd run	Mario de la Rosa kick good	6-59	35 - 0
Coldwater	00:42.5	2nd	Tony Harlamert 5 yd pass from Cory Klenke	Mario de la Rosa kick good	3-80	42 - 0
Coldwater	11:32	4th	Jacob Pohl 6 yd run	kick failed	8-51	48 - 0

With this reception Tony Harlamert set a OHSAA State Record for pass receptions in consecutive games with a total of 36.

Individual Statistics

Coldwater

<u>Rushing</u>	<u>Att</u>	<u>Yds</u>	<u>TD</u>	<u>Lg</u>	<u>Avg</u>
Dusty Rutschilling	1	3	0	3	3.0
Cory Klenke	3	39	1	30	13.0
Dylan Gillis	1	7	0	7	7.0
Tony Harlamert	1	5	1	5	5.0
Adam Rammel	1	13	0	13	13.0
Adam Homan	1	4	0	4	4.0
Keith Wenning	1	15	0	15	15.0
Colin Paynter	3	6	0	4	2.0
Jacob Pohl	3	15	1	6	5.0
Trent Muhlenkamp	11	66	0	21	6.0
Ross Wermert	2	21	0	18	10.5
Dustin Gillis	1	0	0	0	0

<u>Passing</u>	<u>Att</u>	<u>Cmp</u>	<u>Int</u>	<u>Yds</u>	<u>TD</u>	<u>Lng</u>
Cory Klenke	11	9	1	235	3	40
Keith Wenning	1	1	0	55	1	55
Colin Paynter	2	0	0	0	0	0

<u>Receiving</u>	<u>Cat</u>	<u>Yds</u>	<u>TD</u>	<u>Lng</u>	<u>Avg</u>
Adam Homan	1	40	1	40	40.0
Mitch Giere	2	53	0	35	26.5
Tony Harlamert	3	62	2	36	20.7
Zach Kaup	1	32	0	32	32.0
Dusty Rutschilling	2	63	1	55	31.5
Dylan Gillis	1	40	0	40	40.0

<u>Punting</u>	<u>No</u>	<u>Yds</u>	<u>Avg</u>	<u>Lng</u>	<u>Blk</u>
Mario de la Rosa	2	77	39	40	0

<u>Kickoffs</u>	<u>No</u>	<u>Yds</u>	<u>Avg</u>	<u>Lng</u>	<u>Blk</u>
Mario de la Rosa	7	352	50	52	0
Drew Klosterman	1	46	46	46	0

<u>Punt Returns</u>	<u>No</u>	<u>Yds</u>	<u>TD</u>	<u>Lng</u>
Tony Harlamert	3	6	0	6
Adam Rammel	1	-2	0	-2
Ross Wermert	1	3	0	3
Drew Feltz	1	2	0	2

<u>Kick Returns</u>	<u>No</u>	<u>Yds</u>	<u>TD</u>	<u>Lng</u>
Ross Wermert	1	9	0	9

<u>Interceptions</u>	<u>No</u>	<u>Yds</u>	<u>TD</u>	<u>Avg</u>
Tony Harlamert	1	0	0	0.0
Brady Otten	1	7	0	7.0

Minster

<u>Rushing</u>	<u>Att</u>	<u>Yds</u>	<u>TD</u>	<u>Lg</u>	<u>Avg</u>
Ian Ranly	6	20	0	10	3.3
Adam Kaiser	11	53	0	24	4.8
Brian Mueller	4	15	0	5	3.8
Bryan Phlipot	1	-2	0	-2	-2.0
Scott Borges	6	9	0	6	1.5
Kody Stoner	7	87	0	62	12.4
Zach Holscher	1	5	0	5	5.0
Daniel Gusching	1	-5	0	-5	-5.0

<u>Passing</u>	<u>Att</u>	<u>Cmp</u>	<u>Int</u>	<u>Yds</u>	<u>TD</u>	<u>Lng</u>
Brian Mueller	7	0	1	0	0	0
Daniel Gusching	2	0	1	0	0	0

<u>Receiving</u>	<u>Cat</u>	<u>Yds</u>	<u>TD</u>	<u>Lng</u>	<u>Avg</u>
------------------	------------	------------	-----------	------------	------------

<u>Punting</u>	<u>No</u>	<u>Yds</u>	<u>Avg</u>	<u>Lng</u>	<u>Blk</u>
Mitchel Poeppelman	7	205	29.3	33	0

<u>Kickoffs</u>	<u>No</u>	<u>Yds</u>	<u>Avg</u>	<u>Lng</u>	<u>Blk</u>
Dustin Salm	1	41	41	41	0

<u>Punt Returns</u>	<u>No</u>	<u>Yds</u>	<u>TD</u>	<u>Lng</u>
Adam Kaiser	1	4	0	4

<u>Kick Returns</u>	<u>No</u>	<u>Yds</u>	<u>TD</u>	<u>Lng</u>
Sam Otting	1	-2	0	-2
Adam Kaiser	6	85	0	19
Adam Will	1	0	0	0

<u>Interceptions</u>	<u>No</u>	<u>Yds</u>	<u>TD</u>	<u>Avg</u>
Reid Heitkamp	1	0	0	0.0



Coldwater vs New Bremen
October 24, 2008 at Cavalier Stadium - Coldwater
Final Statistics



Score by Quarters

	1	2	3	4	Final
Coldwater	21	10	7	0	38
New Bremen	0	0	0	0	0

Team Statistics

	<u>Coldwater</u>	<u>New Bremen</u>
Offensive		
First Downs	16	9
by Run	8	0
by Pass	7	6
by Penalty	1	3
Rushes - Yards	32-155	27-3
Passes Comp - Att - Yds - Int	13-19-201-0	13-28-183-0
Total Offensive Plays - Yards	51-356	55-186
Kicking Game		
Punt Returns - Avg - Long	2-0-0	0-0-0
Kickoff Returns - Avg - Long	1-28-28	7-11-18
Field Goals Made - Att - Long	1-1-24	0-0-0
Punts - Average - Long	2-30-33	3-24-30
Turnovers		
Interceptioned By	0	0
Fumbles - Lost	0-0	4-3
Penalties - Yards	8-65	7-45

Scoring Summary

<u>Team</u>	<u>Time</u>	<u>Qtr</u>	<u>Scoring Play</u>	<u>Conversion</u>	<u>PL-Yds</u>	<u>Score</u>
Coldwater	09:45	1st	Cory Klenke 7 yd run	Mario de la Rosa kick good	4-55	7 - 0
Coldwater	05:44	1st	Dylan Gillis 4 yd run	Mario de la Rosa kick good	8-55	14 - 0
Coldwater	00:33	1st	Tony Harlamert 4 yd run	Mario de la Rosa kick good	5-43	21 - 0
Coldwater	11:02	2nd	Mario de la Rosa 24 yd field goal		4-10	24 - 0
Coldwater	00:41	2nd	Mitch Giere 4 yd pass from Cory Klenke	Mario de la Rosa kick good	11-81	31 - 0
Coldwater	10:27	3rd	Adam Rammel 42 yd pass from Keith Wenning	Mario de la Rosa kick good	3-57	38 - 0

Individual Statistics

Coldwater

<u>Rushing</u>	<u>Att</u>	<u>Yds</u>	<u>TD</u>	<u>Lg</u>	<u>Avg</u>
Tony Harlamert	5	22	1	8	4.4
Cory Klenke	4	37	1	28	9.3
Dylan Gillis	3	26	1	17	8.7
Adam Homan	2	5	0	4	2.5
Keith Wenning	2	23	0	17	11.5
Colin Paynter	4	4	0	5	1.0
Trent Muhlenkamp	6	16	0	9	2.7
Jacob Pohl	6	22	0	12	3.7

New Bremen

<u>Rushing</u>	<u>Att</u>	<u>Yds</u>	<u>TD</u>	<u>Lg</u>	<u>Avg</u>
Corey Jutte	6	-4	0	4	-0.7
Spencer Rohr	8	15	0	9	1.9
Caleb Williams	7	-11	0	3	-1.6
Calib Cox	2	4	0	3	2.0
Dillon Otting	3	3	0	4	1.0
Jared Cox	1	-4	0	-4	-4.0

<u>Passing</u>	<u>Att</u>	<u>Cmp</u>	<u>Int</u>	<u>Yds</u>	<u>TD</u>	<u>Lng</u>
Cory Klenke	17	11	0	147	1	41
Keith Wenning	1	1	0	42	1	42
Colin Paynter	1	1	0	12	0	12

<u>Passing</u>	<u>Att</u>	<u>Cmp</u>	<u>Int</u>	<u>Yds</u>	<u>TD</u>	<u>Lng</u>
Caleb Williams	28	13	0	183	0	51

<u>Receiving</u>	<u>Cat</u>	<u>Yds</u>	<u>TD</u>	<u>Lng</u>	<u>Avg</u>
Mitch Giere	2	39	1	35	19.5
Tony Harlamert	4	67	0	41	16.8
Dusty Rutschilling	2	11	0	7	5.5
Keith Wenning	1	11	0	11	11.0
Adam Rammel	3	61	1	42	20.3
Drew Bruggeman	1	12	0	12	12.0

<u>Receiving</u>	<u>Cat</u>	<u>Yds</u>	<u>TD</u>	<u>Lng</u>	<u>Avg</u>
Corey Jutte	4	39	0	16	9.8
Dillon Otting	1	-1	0	-1	-1.0
Jared Cox	2	68	0	51	34.0
Spencer Rohr	4	47	0	33	11.8
Phillip Borkowski	2	30	0	24	15.0

<u>Punting</u>	<u>No</u>	<u>Yds</u>	<u>Avg</u>	<u>Lng</u>	<u>Blk</u>
Mario de la Rosa	2	59	30	33	0

<u>Punting</u>	<u>No</u>	<u>Yds</u>	<u>Avg</u>	<u>Lng</u>	<u>Blk</u>
Nick Kramer	3	73	24.3	30	0

<u>Kickoffs</u>	<u>No</u>	<u>Yds</u>	<u>Avg</u>	<u>Lng</u>	<u>Blk</u>
Mario de la Rosa	7	335	48	52	0

<u>Kickoffs</u>	<u>No</u>	<u>Yds</u>	<u>Avg</u>	<u>Lng</u>	<u>Blk</u>
Corey Jutte	1	45	45	45	0

<u>Punt Returns</u>	<u>No</u>	<u>Yds</u>	<u>TD</u>	<u>Lng</u>
Tony Harlamert	2	0	0	0

<u>Punt Returns</u>	<u>No</u>	<u>Yds</u>	<u>TD</u>	<u>Lng</u>

<u>Kick Returns</u>	<u>No</u>	<u>Yds</u>	<u>TD</u>	<u>Lng</u>
Dusty Rutschilling	1	28	0	28

<u>Kick Returns</u>	<u>No</u>	<u>Yds</u>	<u>TD</u>	<u>Lng</u>
Jared Cox	3	20	0	11
Spencer Rohr	3	40	0	18
Corey Jutte	1	16	0	16

<u>Interceptions</u>	<u>No</u>	<u>Yds</u>	<u>TD</u>	<u>Avg</u>

<u>Interceptions</u>	<u>No</u>	<u>Yds</u>	<u>TD</u>	<u>Avg</u>



Coldwater vs North College Hill
October 31, 2008 at Cavalier Stadium - Coldwater
Division IV - Region 16 Quarterfinal
Final Statistics
Score by Quarters



	1	2	3	4	Final
Coldwater	21	14	7	0	42
North College Hill	0	0	0	0	0

Team Statistics

		<u>Coldwater</u>	<u>North College Hill</u>
Offensive	First Downs	15	10
	by Run	8	4
	by Pass	7	5
	by Penalty	0	1
	Rushes - Yards	38-162	27-17
	Passes Comp - Att - Yds - Int	8-18-258-1	13-29-117-2
Total Offensive Plays - Yards		56-420	56-134
Kicking Game	Punt Returns - Avg - Long	4-0-0	0-0-0
	Kickoff Returns - Avg - Long	1-24-24	6-13-16
	Field Goals Made - Att - Long	0-0-0	0-0-0
	Punts - Average - Long	3-41-51	7-34-41
Turnovers	Interceptioned By	2	1
	Fumbles - Lost	1-0	0-0
	Penalties - Yards	2-10	2-10

Scoring Summary

<u>Team</u>	<u>Time</u>	<u>Qtr</u>	<u>Scoring Play</u>	<u>Conversion</u>	<u>PL-Yds</u>	<u>Score</u>
Coldwater	09:07	1st	Mitch Giere 35 yd pass from Cory Klenke	Mario de la Rosa kick good	3-37	7 - 0
Coldwater	04:45	1st	Tony Harlamert 10 yd pass from Cory Klenke	Mario de la Rosa kick good	6-64	14 - 0
Coldwater	00:40	1st	Cory Klenke 3 yd run	Mario de la Rosa kick good	5-21	21 - 0
Coldwater	04:31	2nd	Cory Klenke 7 yd run	Mario de la Rosa kick good	7-65	28 - 0
Coldwater	01:48	2nd	Tony Harlamert 31 yd pass from Cory Klenke	Mario de la Rosa kick good	7-89	35 - 0
Coldwater	09:31	3rd	Tony Harlamert 6 yd run	Mario de la Rosa kick good	7-55	42 - 0

Individual Statistics

Coldwater

<u>Rushing</u>	<u>Att</u>	<u>Yds</u>	<u>TD</u>	<u>Lg</u>	<u>Avg</u>
Adam Homan	6	44	0	20	7.3
Tony Harlamert	11	53	1	12	4.8
Cory Klenke	3	20	2	10	6.7
Keith Wenning	1	2	0	2	2.0
Dusty Rutschilling	1	1	0	1	1.0
Trent Muhlenkamp	7	3	0	5	0.4
Colin Paynter	4	3	0	6	0.8
Jacob Pohl	4	36	0	21	9.0
Ross Wermert	1	0	0	0	0.0

North College Hill

<u>Rushing</u>	<u>Att</u>	<u>Yds</u>	<u>TD</u>	<u>Lg</u>	<u>Avg</u>
Horne, Everett	13	50	0	14	3.8
Dartis, Dakota	10	-32	0	3	-3.2
Gray, Robert	2	-3	0	2	-1.5
Pruitt, Angelo	2	2	0	1	1.0

<u>Passing</u>	<u>Att</u>	<u>Cmp</u>	<u>Int</u>	<u>Yds</u>	<u>TD</u>	<u>Lng</u>
Cory Klenke	14	6	1	183	3	40
Keith Wenning	4	2	0	75	0	48

<u>Passing</u>	<u>Att</u>	<u>Cmp</u>	<u>Int</u>	<u>Yds</u>	<u>TD</u>	<u>Lng</u>
Dartis, Dakota	28	13	2	117	0	41
Horne, Everett	1	0	0	0	0	0

<u>Receiving</u>	<u>Cat</u>	<u>Yds</u>	<u>TD</u>	<u>Lng</u>	<u>Avg</u>
Mitch Giere	1	35	1	35	35.0
Eric Lefeld	1	38	0	38	38.0
Tony Harlamert	4	118	2	48	29.5
Keith Wenning	1	40	0	40	40.0
Cory Klenke	1	27	0	27	27.0

<u>Receiving</u>	<u>Cat</u>	<u>Yds</u>	<u>TD</u>	<u>Lng</u>	<u>Avg</u>
Johnson, Cortez	6	31	0	9	5.2
Garrett, Dameon	2	49	0	41	24.5
Horne, Everett	3	19	0	15	6.3
Grace, Alvin	1	13	0	13	13.0
Gray, Robert	1	5	0	5	5.0

<u>Punting</u>	<u>No</u>	<u>Yds</u>	<u>Avg</u>	<u>Lng</u>	<u>Blk</u>
Keith Wenning	3	122	41	51	0

<u>Punting</u>	<u>No</u>	<u>Yds</u>	<u>Avg</u>	<u>Lng</u>	<u>Blk</u>
Horne, Everett	7	235	33.6	41	0

<u>Kickoffs</u>	<u>No</u>	<u>Yds</u>	<u>Avg</u>	<u>Lng</u>	<u>Blk</u>
Mario de la Rosa	7	329	47	57	0

<u>Kickoffs</u>	<u>No</u>	<u>Yds</u>	<u>Avg</u>	<u>Lng</u>	<u>Blk</u>
Johnson, Brian	1	39	39	39	0

<u>Punt Returns</u>	<u>No</u>	<u>Yds</u>	<u>TD</u>	<u>Lng</u>
Tony Harlamert	4	0	0	0

<u>Punt Returns</u>	<u>No</u>	<u>Yds</u>	<u>TD</u>	<u>Lng</u>

<u>Kick Returns</u>	<u>No</u>	<u>Yds</u>	<u>TD</u>	<u>Lng</u>
Dusty Rutschilling	1	24	0	24

<u>Kick Returns</u>	<u>No</u>	<u>Yds</u>	<u>TD</u>	<u>Lng</u>
Gray, Robert	3	38	0	16
Johnson, Cortez	1	16	0	16
Walker, Louis	1	11	0	11
Phillips, Chris	1	11	0	11

<u>Interceptions</u>	<u>No</u>	<u>Yds</u>	<u>TD</u>	<u>Avg</u>
Tony Harlamert	1	0	0	0.0
Drew Bruggeman	1	3	0	3.0

<u>Interceptions</u>	<u>No</u>	<u>Yds</u>	<u>TD</u>	<u>Avg</u>
Grace, Alvin	1	0	0	0.0



Coldwater vs Dayton Oakwood
 November 7, 2008 at Alexander Stadium - Piqua, Ohio
 Division IV - Region 16 Semifinal
Final Statistics
Score by Quarters



	1	2	3	4	Final
Coldwater	7	14	0	14	35
Dayton Oakwood	0	0	0	7	7

Team Statistics

		<u>Coldwater</u>	<u>Dayton Oakwood</u>
Offensive	First Downs	23	9
	by Run	10	3
	by Pass	12	6
	by Penalty	1	0
	Rushes - Yards	39-149	27-46
	Passes Comp - Att - Yds - Int	15-25-355-1	9-21-185-0
Total Offensive Plays - Yards		64-504	48-231
Kicking Game	Punt Returns - Avg - Long	3-7-17	0-0-0
	Kickoff Returns - Avg - Long	2-10-15	5-11-16
	Field Goals Made - Att - Long	0-0-0	0-0-0
	Punts - Average - Long	0-0-0	6-41-53
Turnovers	Interceptioned By	0	1
	Fumbles - Lost	1-1	0-0
	Penalties - Yards	4-19	1-15

Scoring Summary

<u>Team</u>	<u>Time</u>	<u>Qtr</u>	<u>Scoring Play</u>	<u>Conversion</u>	<u>PL-Yds</u>	<u>Score</u>
Coldwater	03:20	1st	Cory Klenke 16 yd run	Mario de la Rosa kick good	10-28	7 - 0
Coldwater	11:27	2nd	Dusty Rutschilling 64 yd pass from Cory Klenke	Mario de la Rosa kick good	4-78	14 - 0
Coldwater	08:07	2nd	Tony Harlamert 1 yd run	Mario de la Rosa kick good	4-46	21 - 0
Coldwater	10:44	4th	Adam Rammel 31 yd pass from Cory Klenke	Mario de la Rosa kick good	8-61	28 - 0
Oakwood	05:19	4th	Will Garner 8 yd pass from Robby Sherk	David Miller kick good	5-33	28 - 7
Coldwater	04:35	4th	Adam Rammel 90 yd pass from Cory Klenke	Mario de la Rosa kick good	1-81	35 - 7

This pass reception qualifies Adam for inclusion in the OHSAA Football Record Book

Individual Statistics

Coldwater

<u>Rushing</u>	<u>Att</u>	<u>Yds</u>	<u>TD</u>	<u>Lg</u>	<u>Avg</u>
Adam Homan	5	20	0	5	4.0
Tony Harlamert	15	34	1	6	2.3
Cory Klenke	8	56	1	16	7.0
Keith Wenning	3	11	0	7	3.7
Dylan Gillis	1	3	0	3	3.0
Trent Muhlenkamp	5	25	0	8	5.0
Ross Wermert	1	1	0	1	1.0
Team	1	-1	0	-1	-1.0

Dayton Oakwood

<u>Rushing</u>	<u>Att</u>	<u>Yds</u>	<u>TD</u>	<u>Lg</u>	<u>Avg</u>
Robby Sherk	22	37	0	8	1.7
Tony Lamb	2	5	0	3	2.5
Damian Rudy	2	2	0	1	1.0
John Whalen	1	2	0	2	2.0

<u>Passing</u>	<u>Att</u>	<u>Cmp</u>	<u>Int</u>	<u>Yds</u>	<u>TD</u>	<u>Lng</u>
Cory Klenke	24	15	1	355	3	90
Keith Wenning	1	0	0	0	0	0
Colin Paynter	0	0	0	0	0	0

<u>Passing</u>	<u>Att</u>	<u>Cmp</u>	<u>Int</u>	<u>Yds</u>	<u>TD</u>	<u>Lng</u>
Robby Sherk	14	7	0	140	1	65
Matt Carpenter	6	1	0	24	0	24
Scott Feldmiller	1	1	0	21	0	21

<u>Receiving</u>	<u>Cat</u>	<u>Yds</u>	<u>TD</u>	<u>Lng</u>	<u>Avg</u>
Tony Harlamert	3	36	0	23	12.0
Zach Kaup	1	8	0	8	8.0
Mitch Giere	2	21	0	16	10.5
Dusty Rutschilling	2	75	1	64	37.5
Keith Wenning	1	42	0	42	42.0
Adam Homan	3	46	0	34	15.3
Adam Rammel	3	127	2	90	42.3

<u>Receiving</u>	<u>Cat</u>	<u>Yds</u>	<u>TD</u>	<u>Lng</u>	<u>Avg</u>
Will Garner	4	41	1	15	10.3
John Whalen	2	86	0	65	43.0
Connor Charbat	2	29	0	24	14.5
Scott Feldmiller	1	29	0	29	29.0

<u>Punting</u>	<u>No</u>	<u>Yds</u>	<u>Avg</u>	<u>Lng</u>	<u>Blk</u>
----------------	-----------	------------	------------	------------	------------

<u>Punting</u>	<u>No</u>	<u>Yds</u>	<u>Avg</u>	<u>Lng</u>	<u>Blk</u>
Damian Rudy	6	248	41.3	53	0

<u>Kickoffs</u>	<u>No</u>	<u>Yds</u>	<u>Avg</u>	<u>Lng</u>	<u>Blk</u>
Mario de la Rosa	6	311	52	60	0

<u>Kickoffs</u>	<u>No</u>	<u>Yds</u>	<u>Avg</u>	<u>Lng</u>	<u>Blk</u>
David Miller	2	92	46	46	0

<u>Punt Returns</u>	<u>No</u>	<u>Yds</u>	<u>TD</u>	<u>Lng</u>
Tony Harlamert	2	17	0	17
Adam Rammel	1	3	0	3

<u>Punt Returns</u>	<u>No</u>	<u>Yds</u>	<u>TD</u>	<u>Lng</u>
---------------------	-----------	------------	-----------	------------

<u>Kick Returns</u>	<u>No</u>	<u>Yds</u>	<u>TD</u>	<u>Lng</u>
Adam Rammel	1	15	0	15
Tony Harlamert	1	5	0	5

<u>Kick Returns</u>	<u>No</u>	<u>Yds</u>	<u>TD</u>	<u>Lng</u>
Sam Sanders	3	40	0	16
Connor Charbat	1	10	0	10
Colin Morris	1	7	0	7

<u>Interceptions</u>	<u>No</u>	<u>Yds</u>	<u>TD</u>	<u>Avg</u>
----------------------	-----------	------------	-----------	------------

<u>Interceptions</u>	<u>No</u>	<u>Yds</u>	<u>TD</u>	<u>Avg</u>
Scott Feldmiller	1	0	0	0.0



Coldwater vs Kettering Alter
November 14, 2008 at Troy Memorial Stadium
Division IV - Region 16 Championship
Final Statistics
Score by Quarters



	1	2	3	4	Final
Coldwater	7	14	0	0	21
Kettering Alter	7	3	14	7	31

Team Statistics

		<u>Coldwater</u>	<u>Kettering Alter</u>
Offensive	First Downs	14	24
	by Run	4	20
	by Pass	10	4
	by Penalty	0	0
	Rushes - Yards	15-64	46-241
	Passes Comp - Att - Yds - Int	21-37-193-1	12-19-124-1
Total Offensive Plays - Yards		52-257	65-365
Kicking Game	Punt Returns - Avg - Long	1-29-29	4-9-19
	Kickoff Returns - Avg - Long	5-12-23	4-19-21
	Field Goals Made - Att - Long	0-0-0	1-1-26
	Punts - Average - Long	7-39-54	4-30-54
Turnovers	Interceptioned By	1	1
	Fumbles - Lost	0-0	0-0
	Penalties - Yards	6-49	1-5

Scoring Summary

<u>Team</u>	<u>Time</u>	<u>Qtr</u>	<u>Scoring Play</u>	<u>Conversion</u>	<u>PL-Yds</u>	<u>Score</u>
Coldwater	06:09	1st	Tony Harlamert 2 yd run	Mario de la Rosa kick good	2-3	7 - 0
Kettering Alter	03:42	1st	Chris Borland 7 yd run	Danny Jasper kick good	6-70	7 - 7
Coldwater	10:12	2nd	Zach Kaup 17 yd pass from Cory Klenke	Mario de la Rosa kick good	7-50	14 - 7
Coldwater	05:34	2nd	Trent Muhlenkamp 10 yd fumble return	Mario de la Rosa kick good	1-10	21 - 7
Kettering Alter	00:03	2nd	Danny Jasper 26 yd field goal		8-38	21 - 10
Kettering Alter	01:48	3rd	Austin Boucher 1 yd run	Danny Jasper kick failed	11-59	21 - 16
Kettering Alter	00:42	3rd	Austin Boucher 7 yd run	Cody Taulbee run good	2-7	21 - 24
Kettering Alter	01:01	4th	Chris Borland 3 yd run	Danny Jasper kick good	16-85	21 - 31

Individual Statistics

Coldwater

<u>Rushing</u>	<u>Att</u>	<u>Yds</u>	<u>TD</u>	<u>Lg</u>	<u>Avg</u>
Tony Harlamert	6	6	1	3	1.0
Cory Klenke	4	21	0	9	5.3
Adam Homan	1	24	0	24	24.0
Keith Wenning	1	4	0	4	4.0
Dylan Gillis	2	-1	0	0	-0.5
Trent Muhlenkamp	1	10	1	10	10.0

Kettering Alter

<u>Rushing</u>	<u>Att</u>	<u>Yds</u>	<u>TD</u>	<u>Lg</u>	<u>Avg</u>
Austin Boucher	19	89	2	19	4.7
Cody Taulbee	6	28	0	11	4.7
Chris Borland	17	107	2	13	6.3
Justin Hall	4	17	0	10	4.3

<u>Passing</u>	<u>Att</u>	<u>Cmp</u>	<u>Int</u>	<u>Yds</u>	<u>TD</u>	<u>Lng</u>
Cory Klenke	36	20	1	178	1	26
Keith Wenning	1	1	0	15	0	15

<u>Passing</u>	<u>Att</u>	<u>Cmp</u>	<u>Int</u>	<u>Yds</u>	<u>TD</u>	<u>Lng</u>
Austin Boucher	19	12	1	124	0	34

<u>Receiving</u>	<u>Cat</u>	<u>Yds</u>	<u>TD</u>	<u>Lng</u>	<u>Avg</u>
Adam Homan	3	16	0	10	5.3
Adam Rammel	4	27	0	11	6.8
Keith Wenning	3	32	0	14	10.7
Dusty Rutschilling	3	31	0	13	10.3
Tony Harlamert	3	15	0	8	5.0
Zach Kaup	4	57	1	26	14.3
Cory Klenke	1	15	0	15	15.0

<u>Receiving</u>	<u>Cat</u>	<u>Yds</u>	<u>TD</u>	<u>Lng</u>	<u>Avg</u>
Chris Borland	4	30	0	13	7.5
Connor Cummins	2	38	0	34	19.0
Danny Jasper	2	37	0	22	18.5
Justin Hall	4	19	0	7	4.8

<u>Punting</u>	<u>No</u>	<u>Yds</u>	<u>Avg</u>	<u>Lng</u>	<u>Blk</u>
Keith Wenning	7	273	39	54	0

<u>Punting</u>	<u>No</u>	<u>Yds</u>	<u>Avg</u>	<u>Lng</u>	<u>Blk</u>
Chris Borland	4	120	30	54	0

<u>Kickoffs</u>	<u>No</u>	<u>Yds</u>	<u>Avg</u>	<u>Lng</u>	<u>Blk</u>
Mario de la Rosa	4	213	53	57	0

<u>Kickoffs</u>	<u>No</u>	<u>Yds</u>	<u>Avg</u>	<u>Lng</u>	<u>Blk</u>
Danny Jasper	6	291	48.5	60	0

<u>Punt Returns</u>	<u>No</u>	<u>Yds</u>	<u>TD</u>	<u>Lng</u>
Tony Harlamert	1	29	0	29

<u>Punt Returns</u>	<u>No</u>	<u>Yds</u>	<u>TD</u>	<u>Lng</u>
Danny Jasper	4	35	0	19

<u>Kick Returns</u>	<u>No</u>	<u>Yds</u>	<u>TD</u>	<u>Lng</u>
Tony Harlamert	1	18	0	18
Adam Rammel	1	0	0	0
Dusty Rutschilling	2	39	0	23
Eric Lefeld	1	5	0	5

<u>Kick Returns</u>	<u>No</u>	<u>Yds</u>	<u>TD</u>	<u>Lng</u>
Connor Cummins	4	74	0	21

<u>Interceptions</u>	<u>No</u>	<u>Yds</u>	<u>TD</u>	<u>Avg</u>
Cory Klenke	1	13	0	13.0

<u>Interceptions</u>	<u>No</u>	<u>Yds</u>	<u>TD</u>	<u>Avg</u>
Matt Pirrello	1	46	0	46.0



Coldwater Cavaliers
 2008 MAC Champions
 Division IV - AP Poll Champions
 Division IV Region 16 Runner Up
 2008 Season Statistics



Game Results

Kenton	W	58	-	19
Kokomo	W	41	-	7
Versailles	W	49	-	0
Marion Local	W	33	-	14
Anna	W	23	-	0
Parkway	W	51	-	6
St. Henry	W	34	-	7
St. Johns	W	38	-	7
Minster	W	48	-	0
New Bremen	W	38	-	0
Cincinnati North College Hill	W	42	-	0
Dayton Oakwood	W	35	-	7
Kettering Alter	L	21	-	31

Team Statistics

<u>Score by Quarters</u>	<u>1</u>	<u>2</u>	<u>3</u>	<u>4</u>	<u>OT</u>	<u>Total</u>	<u>Avg</u>
Coldwater	167	211	89	44		511	39.3
Opponents	21	10	26	41		98	7.5

	<u>Coldwater</u>		<u>Opponents</u>	
<u>Offensive</u>	<u>Season</u>	<u>Average</u>	<u>Season</u>	<u>Average</u>
<u>First Downs</u>	219	17	141	11
Rushing	127	10	76	6
Passing	90	7	52	4
Penalty	2	0	13	1
<u>Rushing Yards</u>	2193	169	1186	91
Attempts	413	32	428	33
Average	5.3	5.3	2.8	2.8
<u>Passing Yards</u>	2529	195	1205	93
Completions	157	12	118	9
Attempts	268	21	273	21
Interceptions	16	1.2	17	1.3
Average per Att	9.4	9.4	4.4	4.4
Average per Comp	16.1	16.1	10.2	10.2
<u>Total Offensive Yards</u>	4722	363	2391	184
Total Plays	681	52	701	54
Average per Play	6.9	6.9	3.4	3.4
<u>Turnovers</u>				
Total Turnovers	19	1.7	32	2.3
Interceptions	16	1.2	17	1.3
Fumbles	6	0.5	21	1.6
Lost	3	0.2	15	1.2
Penalties	68	5	29	2
Yards	505	39	201	15



Coldwater Cavaliers
 2008 MAC Champions
 Division IV - AP Poll Champions
 Division IV Region 16 Runner Up
 2008 Season Statistics



Individual Statistics

<u>Rushing</u>	<u>Att</u>	<u>Yds</u>	<u>TD</u>	<u>Lng</u>	<u>Avg</u>
3 Kaup, Zach	1	7	0	7	7.0
5 Wenning, Keith	22	176	3	40	8.0
6 Rammel, Adam	1	13	0	13	13.0
8 Rutschilling, Dusty	7	71	1	24	10.1
11 Klenke, Cory	64	442	6	30	6.9
16 Paynter, Colin	26	48	0	12	1.8
17 Wermert, Ross	32	178	1	27	5.6
21 Klenke, Reese	7	40	0	17	5.7
22 Pohl, Jacob	16	137	2	33	8.6
28 Harlamert, Tony	119	503	16	36	4.2
30 Muhlenkamp, Trent	51	200	2	21	3.9
33 Gillis, Dylan	19	135	2	42	7.1
35 Gaerke, Brian	5	15	0	12	3.0
41 Homan, Adam	36	248	1	29	6.9
42 Gillis, Dustin	3	8	0	7	2.7

<u>Passing</u>	<u>Att</u>	<u>Cmp</u>	<u>Int</u>	<u>Yds</u>	<u>TD</u>
5 Wenning, Keith	43	23	0	480	7
11 Klenke, Cory	220	132	15	2027	23
16 Paynter, Colin	5	2	1	22	0

<u>Receiving</u>	<u>Cat</u>	<u>Yds</u>	<u>TD</u>	<u>Lng</u>	<u>Avg</u>
3 Kaup, Zach	31	451	6	50	14.5
4 Bruggeman, Drew	1	12	0	12	12.0
5 Wenning, Keith	6	125	0	42	20.8
6 Rammel, Adam	14	257	5	90	18.4
8 Rutschilling, Dusty	15	256	2	64	17.1
10 Siefring, Zach	11	200	3	43	18.2
11 Klenke, Cory	3	70	1	28	23.3
23 Giere, Mitch	12	190	2	35	15.8
28 Harlamert, Tony	43	612	7	50	14.2
30 Muhlenkamp, Trent	2	30	0	20	15.0
33 Gillis, Dylan	2	42	0	40	21.0
41 Homan, Adam	13	211	3	70	16.2
44 Pleiman, Brock	3	35	1	19	11.7
86 Lefeld, Eric	1	38	0	38	38.0

<u>Punting</u>	<u>No</u>	<u>Yds</u>	<u>Avg</u>	<u>Lng</u>	<u>Blk</u>
2 de la Rosa, Mario	4	136	34.0	40	0
5 Wenning, Keith	27	1060	39.3	57	0
43 Gibbs, Casey	6	203	33.8	45	0

<u>Kickoffs</u>	<u>No</u>	<u>Yds</u>	<u>Avg</u>	<u>Lng</u>
2 de la Rosa, Mario	91	4530	49.8	60
34 Klosterman, Drew	1	46	46	46

<u>PATs</u>	<u>Att</u>	<u>Cmp</u>	<u>Streak</u>
2 de la Rosa, Mario	68	66	30

<u>Field Goals</u>	<u>Att</u>	<u>Made</u>	<u>Lng</u>
2 de la Rosa, Mario	7	7	47

<u>Punt Returns</u>	<u>No</u>	<u>Yds</u>	<u>TD</u>	<u>Lng</u>
6 Rammel, Adam	8	56	0	49
10 Siefring, Zach	8	83	0	46
17 Wermert, Ross	2	14	0	11
20 Feltz, Drew	2	7	0	5
28 Harlamert, Tony	22	167	1	64

<u>Kick Returns</u>	<u>No</u>	<u>Yds</u>	<u>TD</u>	<u>Lng</u>
6 Rammel, Adam	3	39	0	24
8 Rutschilling, Dusty	5	131	0	40
10 Siefring, Zach	4	78	0	23
16 Paynter, Colin	1	19	0	19
17 Wermert, Ross	2	36	0	27
28 Harlamert, Tony	6	167	1	98
86 Lefeld, Eric	1	5	0	5

<u>Interceptions</u>	<u>No</u>	<u>Yds</u>	<u>TD</u>	<u>Avg</u>
4 Bruggeman, Drew	1	3	0	3.0
8 Rutschilling, Dusty	1	0	0	0.0
10 Siefring, Zach	2	113	1	56.5
11 Klenke, Cory	3	36	0	12.0
28 Harlamert, Tony	9	163	1	18.1
31 Otten, Brady	1	7	0	7.0



Coldwater Cavaliers
 2008 MAC Champions
 Division IV - AP Poll Champions
 Division IV Region 16 Runner Up
 2008 Season Statistics



Individual Scoring

Name	TDs Run	TDs Rec	TDs Kick	TDs Punt	TDs INT	TDs Fum	PATs (2)	PATs (1)	FGs	Safety	Totals
Harlamert, Tony	16	7	1	1	1						156
de la Rosa, Mario								66	7		87
Kaup, Zach		6									36
Siefring, Zach		3			1	1					30
Homan, Adam	1	3									24
Klenke, Cory	6	1									42
Wenning, Keith	3					1					24
Rammel, Adam		5									30
Gillis, Dylan	2										12
Pohl, Jacob	2										12
Rutschilling, Dusty	1	2									18
Giere, Mitch		2									12
Pleiman, Brock		1									6
Trent Muhlenkamp	1					1					12
Team										2	4
Totals	33	30	1	1	2	3	0	66	7	2	511



Coldwater Cavaliers
 2008 MAC Champions
 Division IV - AP Poll Champions
 Division IV Region 16 Runner Up
 2008 Season Statistics



Individual Statistics

Tackles	1st Hit	2nd Hit	Total Tackles	For Loss	QB Sack	Caused Bad Pass	Broke-up Pass	Caused Fumble	Recovered Fumble	Blocked Kick
Adam Homan	60	41	101	7	2.0	4	6	1		
Dusty Rutschilling	56	40	96	2	1.0	1	1	1	5	
Jake Pohl	50	28	78	8	5.0	2	1	3		
Jason Grieshop	38	34	72	13	10.0		1			
Keith Wenning	37	25	62	7	4.0		1	1	1	
Brock Pleiman	41	19	60	18.5	13.0	3	1	3	1	
Brady Otten	21	34	55	2	1.0					
Trent Muhlenkamp	27	23	50	1	1.0					
Cory Klenke	28	19	47	3			8			
Dylan Gillis	24	21	45	0.5			1		1	
Aaron Rammel	21	21	42	3		2	1	1		
Kurt Westerheide	22	15	37	6	4.0		1		1	
Tony Harlamert	25	11	36	2			8			
Eric Lefeld	19	15	34	5	3.0		3	2	2	
Trey Post	13	17	30	3	1.0		1			
Zach Kaup	13	17	30				2		1	
Adam Rammel	15	8	23					1		
Zach Siefing	16	6	22	1			5	1	1	
Ray Brunswick	9	9	18						1	
Casey Gibbs	8	8	16	5.5	1.0					
Keith Uhlenhake	8	8	16	1.5			1			
Dan Stalder	5	10	15	2		2				
Colin Paynter	7	7	14							
Drew Bruggeman	6	6	12				1			
Brad Gilliland	5	6	11	1	1.0					
Drew Feltz	7	3	10				1			
Kyle Post	7	3	10							
Brad Sanning	6	2	8				1			
Brian Gaerke	7	1	8				1		1	
Josh Schlarman	3	5	8	2	2.0	1				
Craig Homan	3	4	7							
Mitch Giere	1	4	5							
Brandon Berger	2	1	3					1		
Reese Klenke	1	2	3				1			
Ryan Seas	2	1	3	1	1.0					
Craig Welsch	2		2							
Drew Klosterman	2		2							
Nick Gilliland	1	1	2							
Ross Wermert	2		2							
Steve Muhlenkamp	1	1	2							
Trevor Robbins	1	1	2							
Adam Alig		1	1							
Dustin Gillis		1	1							
Mario dela Rosa	1		1							
Nate Kaup		1	1							

Cavalier Weekly

Coldwater Football Weekly

By Chris Cron
Coldwater Football Stats

The Coldwater Cavaliers opened the 2008 campaign with a solid win over the Kenton Wildcats 58-19. The Cavs out gained the Cats 450-188. It was a balanced attack that saw Coldwater chart 10 rushers with 5 of them gaining at least 45 yards. Five receivers caught 11 passes for 121 yards.

Kenton's highly touted freshman quarterback, Maty Mauk, get hounded by the Cav defense all night long. He logged 61 yard passing and -51 yards rushing as he was sacked 10 times in the first half. Once the Coldwater starters tallied 58 points, he got better results against the second and third string. Mauk is one to watch and will find much more success once his O-line matures.

This week the attention turns toward a new opponent for Coldwater. Starting this season the the MAC has modified the schedule and reduced the number of league games to eight so all teams now have two non-league games to start the season. The idea is to get MAC teams more computer points and hopefully more teams into the post-season. So Athletic Director Eric Goodwin looked for a team that would provide a challenge to the Cavs and if successful would yield good points. That is what brings the Kats of Kokomo High School across the border from Indiana to the Buckeye State.

Under second year head coach Brett Colby, Kokomo brings a Double Wing (aka Rugby in a Phone Booth) offensive scheme to Cavalier Stadium. Don't look for the Kats to throw the ball much – they were 13 of 40 for 171 yards all of last season. And last week against Mount Vernon they rushed the ball a school record 72 times for 370 yards in their 43-7 victory. Following an 8-2 season, the Kats are looking for some strong competition to prepare them for the Indiana playoffs. Coldwater should give them a lot to look at.

Last week the MAC was 9-1 with Versailles being defeated by Oakwood. Another score of interest to Coldwater fans would be Youngstown Mooney losing their first game to Mentor 34-20. Here are last week's MAC scores and this week's schedule.

Anna	28	Anna	1-0
Lehman Catholic	21	Waynesfield-Goshen	1-0
Coldwater	58	Coldwater	1-0
Kenton	19	Kokomo	1-0
Delphos SJ	20	Delphos SJ	1-0
LCC	00	Defiance Tinora	0-1
Ft. Recovery	48	Ft. Recovery	1-0
Ansonia	06	Cardinal Stritch	0-1
Marion Local	64	Marion Local	1-0
Elida	00	Harvest Prep	1-0
Minster	19	Minster	1-0
Ft. Loramie	06	Springfield Catholic	1-0
New Bremen	32	New Bremen	1-0
Covington	10	Olentangy Orange	1-0
Parkway	33	Parkway	1-0
Crestview	14	Wayne Trace	0-1
St. Henry	14	St. Henry	1-0
Marion Pleasant	13	Kenton Ridge	1-0
Versailles	21	Versailles	0-1
Oakwood	43	Bishop Ryan (Ontario)	0-0

Coldwater Football Weekly

By Chris Cron
Coldwater Football Stats

The first two weeks of the football season are in the books and in one regard those two weeks for the Coldwater Cavaliers could not have been more different. Of course they won both contests but what they saw offensively from their two opponents was quite dissimilar. In week one Kenton spread the offense across the field. Last week, Kokomo ran their Double Wing offense between the hash marks. Neither game plan would prove successful against the vaunted Cav defense.

The Kats of Kokomo did manage to grind out 204 yards (168 on the ground) in 58 plays, but 52 of those yards came on one scoring play with 3:33 left in the game. Meanwhile the high powered Coldwater offense ran 16 fewer plays and tallied 302 yards, taking a 31-0 lead into the locker room.

Actually the score was only 17-0 with 5:31 remaining in the second quarter, but two turnovers by Kokomo led to touchdown passes by Cory Klenke and Keith Wenning in the final three minutes to seal the fate of the visiting Hoosiers. Ten more points in the third quarter set the final score at 41-7. But don't let the final score lead you to believe that Kokomo is struggling. They are a fine football team and they have a good chance of winning their league for the second consecutive year.

Last week I spoke about the new MAC schedule for 2008 which found all teams playing two non-league contests to start the season. Those games proved quite profitable for the MAC as they finished the 'preseason' campaign at 18-2.

That brings us to week 3 and a return trip to Hole Field in Versailles for a game with the Tigers. Versailles split their first two games, losing to Oakwood but rebounding to defeat Bishop Ryan of Hamilton, Ontario. Coldwater stands 6-1 versus the Tigers in MAC play and 22-28-2 all time. The Cavs prevailed last season 49-14 for their third straight victory.

League Standings

Team	MAC	All
Anna	0 - 0	2 - 0
Coldwater	0 - 0	2 - 0
Delphos St. John	0 - 0	2 - 0
Ft. Recovery	0 - 0	2 - 0
Marion Local	0 - 0	2 - 0
Minster	0 - 0	2 - 0
Parkway	0 - 0	2 - 0
St. Henry	0 - 0	2 - 0
New Bremen	0 - 0	1 - 1
Versailles	0 - 0	1 - 1

This week's Match-Ups

Coldwater @ Versailles
 Delphos SJ @ Minster
 Ft. Recovery @ Anna
 Parkway @ Marion Local
 St. Henry @ New Bremen

Elida @ Kenton
 Anderson @ Kokomo

Last week's results

Anna	44
Waynesfield-Gosh.	07
Coldwater	41
Kokomo	07
Delphos SJ	27
Defiance Tinora	14
Ft. Recovery	67
Cardinal Stritch	32
Marion Local	42
Harvest Prep	07
Minster	28
Springfield Cath.	06
New Bremen	20
Olentangy Orange	38
Parkway	33
Wayne Trace	00

St. Henry	44
Kenton Ridge	00
Versailles	27
Bishop Ryan	19
Shawnee	35
Kenton	07

Steaks and Records

Mario de la Rosa – streak of 67 consecutive PATs.

Tony Harlamert – Tied Matt Bruns last week with receptions in 28 consecutive games – the CHS record. State Record is 35

And at Kenton, Tony became CHS all time leading scorer passing Ross Homan and currently has 384 points.

Coldwater Football Weekly

By Chris Cron
Coldwater Football Stats

The Versailles Tigers proved no match for the Coldwater Cavaliers on a balmy evening at Hole Field in Versailles. The Cav defense shined as they held the Tigers to 9 yards on the ground and 41 through the air for a total of 50 yards on 51 plays. Meanwhile Coldwater used 8 rushers to grind out 251 yards and 5 receivers to post another 165 yards in the air for a total of 416 yards. Senior QB Keith Wenning shined in his first varsity start for the injured Cory Klenke by completing 8 of 18 passes for three touchdowns, including a 50 yard bomb to Tony Harlamert. Tony scored on another reception of 42 yards, added a 36 yard scamper as well as a 20 yard interception return for a touchdown. Sophomore running back Ross Wermert led all rushers with 78 yards on 13 carries.

Now the attention of the Cavaliers turns toward Marion Local. The Flyers will visit Coldwater for the second straight season thanks to the new MAC schedule. This should be a good match up and it may decide the MAC crown for the second year in a row. Last season, the Flyers gave Coldwater the only blemish on a State Championship season by defeating them 35-14. It also ruined their chance at a fourth straight MAC championship. It was Marion's first defeat of Coldwater in 6 years. Coldwater is 19-16-1 in MAC play versus Marion Local and 28-23-4 overall.

Steaks and Records: Mario de la Rosa - 74 consecutive PAT kicks. Tony Harlamert – CHS Records: 408 career points & pass reception in 29 consecutive games (State record is 35).

League Standings

<u>Team</u>	<u>MAC</u>	<u>O'All</u>
Anna	1 - 0	3 - 0
Coldwater	1 - 0	3 - 0
Delphos St. John	1 - 0	3 - 0
Marion Local	1 - 0	3 - 0
St. Henry	1 - 0	3 - 0
Ft. Recovery	0 - 1	2 - 1
Minster	0 - 1	2 - 1
Parkway	0 - 1	2 - 1
New Bremen	0 - 1	1 - 2
Versailles	0 - 1	1 - 2

Division IV – Region 16 Standings

Top 8 Team advance to the playoffs

<u>School - Record</u>	<u>Avg</u>	<u>PB</u>
1 - Archbishop Alter (3-0)	7.97	
2 - Coldwater (3-0)	6.77	-1.20
3 - Brookville (3-0)	5.66	-1.11
4 - Clinton-Massie (3-0)	5.42	-0.24
5 - Jonathan Alder (3-0)	5.00	-0.42
6 - Northridge (3-0)	4.33	-0.67
7 - Benjamin Logan (2-1)	4.07	-0.27
8 - Oakwood (2-1)	3.78	-0.28
9 - Madison (2-1)	3.61	-0.17
10 - Bishop Fenwick (2-1)	3.17	-0.44
11 - Roger Bacon (1-2)	2.43	-0.73
12 - Wyoming (1-2)	2.35	-0.08

Last week's results

Coldwater	49
Versailles	00
Delphos SJ	35
Minster	20
Ft. Recovery	21
Anna	68
Parkway	14
Marion Local	42
St. Henry	26
New Bremen	13
Ottawa Glandorf (1-2)	29
Kenton (0-3)	28
Anderson	28
Kokomo (2-1)	54

This week's Match-Ups

Anna @ Parkway
Marion Local @ Coldwater
Minster @ Ft. Recovery
New Bremen @ Delphos SJ
Versailles @ St. Henry

Elida @ Kenton
Muncie Central @ Kokomo

Coldwater Football Weekly

By Chris Cron
Coldwater Football Stats

It was a game that met most peoples' expectations. The Coldwater Cavaliers and Marion Local Flyers went toe to toe at Cavalier Stadium and when the night was over, Coldwater ended the Flyers 30 game winning streak 33-14. The night did not start well for the Cavs, as two Flyer interceptions gave the visitors a 14-0 lead.

The home team did not panic but buckled down and using a balance attack, went on to score the final 33 points of the game and turn the tables on the Flyers. Despite the offense committing 5 turnovers, the defense was solid. Allowing just 141 yards of total offense, 111 of that on the ground, Marion had two rushes for 33 and 50 yards and the rest of their yardage was hard to come by against the solid Cavalier defense.

Tony Harlamert had 73 yards on the ground, 20 in the air and another 138 on kick returns including a school record 98 kickoff yard return. Zach Siefring led the receiver corps with 57 yards on 2 receptions.

Next week the Cavs travel to Anna to face the Rockets who share the MAC lead at 4-0 with Coldwater, Delphos and St. Henry. Coldwater has won both its meetings with Anna by scores of 35-19 & 35-8.

Steaks and Records: Mario de la Rosa - 78 consecutive PAT kicks. Tony Harlamert – CHS Records: 414 career points & pass reception in 30 consecutive games (State record is 35).

League Standings

Team	MAC	O'All
Anna	2 - 0	4 - 0
Coldwater	2 - 0	4 - 0
Delphos St. John	2 - 0	4 - 0
St. Henry	2 - 0	4 - 0
Marion Local	1 - 1	3 - 1
Minster	1 - 1	3 - 1
Ft. Recovery	0 - 2	2 - 2
Parkway	0 - 2	2 - 2
New Bremen	0 - 2	1 - 3
Versailles	0 - 2	1 - 3

Division IV – Region 16 Standings

Top 8 Team advance to the playoffs

School - Record	Avg	PB
1 - Archbishop Alter (4-0) *	9.33	0.00
2 - Coldwater (4-0)	8.89	-0.43
3 - Brookville (4-0)	6.78	-2.11
4 - Clinton-Massie (4-0)	6.63	-0.16
5 - Jonathan Alder (4-0)	6.60	-0.03
6 - Madison (3-1)	6.13	-0.47
7 - Oakwood (3-1)	5.88	-0.26
8 - Wyoming (2-2)	4.00	-1.88
9 - North College Hill (2-2)	3.83	-0.18
10 - Benjamin Logan (2-2)	3.78	-0.05
11 - Badin (2-2)	3.68	-0.10
12 - Finneytown (2-2)	3.45	-0.23

*The Dayton Daily News reported that Alter will have to forfeit its first two games because they used an ineligible player. OHSAA has not verified that yet.

Last week's results

Marion Local	14
Coldwater	33
Anna	48
Parkway	06
Minster	28
Ft. Recovery	14
New Bremen	16
Delphos SJ	47
Versailles	07
St. Henry	42
Elida (0-4)	13
Kenton (1-3)	50
Muncie Central (1-3)	00
Kokomo (3-1)	46

This week's Match-Ups

Coldwater @ Anna
Delphos SJ @ Versailles
Ft. Recovery @ Parkway
Minster @ New Bremen
St. Henry @ Marion Local
also...
Kenton @ Bath
Kokomo @ Huntington North

Coldwater Football Weekly

By Chris Cron
Coldwater Football Stats

Two of the MACs four remaining undefeated teams met last week at Booster Field in Anna. Anna had scored 192 points in their first four contests and the Coldwater Cavaliers first team defense had not allowed a single point. Those stats remained unchanged as the Cavaliers grounded the Rockets 23-0.

Tony Harlamert continued to be sparkplug for the Cavs as he scored 3 touchdowns on 63 yards rushing. Cory Klenke led all rushers as he tallied 94 yards on the ground and added another 119 through the air. Mario de la Rosa kicked this fourth field goal of the year, a 24 yard boot. But his consecutive PAT steak of 80 was broken. It appeared the kick was actually good; close to the right upright, but good. The official did not see it that way though.

Next up are the Parkway Panthers as they visit Cavalier Stadium this week. They took one on the nose last week loosing to Ft. Recovery 26-12. Parkway has had a hard time dealing with Coldwater as they have dropped their last 19 contests and 29 of the last 30 against the Cavs. Coldwater leads the series 41-6.

One note on the Region 16 computer points: Kettering Alter reported to the OHSAA that they unknowing played an ineligible player in their first two games. Pending confirmation from the OHSAA, Alter now stands at 2-2 on the season and have unofficially dropped to 11th in the region with 5 games to play. The Alter staff did the right thing in proactively dealing with the infraction when they could have easily dismissed the student from the team and kept quite. Kudos to Coach Ed Domsitz and Athletic Director Chris Hart.

Steaks and Records: Tony Harlamert – CHS Records: 432 career points & a pass reception in 31 consecutive games (State record is 35). Team winning streak currently stands at 18 games. Coldwater is 91-9 in their last 100 games.

League Standings

Team	MAC	O'All
Coldwater	3 - 0	5 - 0
Delphos St. John	3 - 0	5 - 0
Anna	2 - 1	4 - 1
St. Henry	2 - 1	4 - 1
Marion Local	2 - 1	4 - 1
Minster	2 - 1	4 - 1
Ft. Recovery	1 - 2	3 - 2
Parkway	0 - 3	2 - 3
New Bremen	0 - 3	1 - 4
Versailles	0 - 3	1 - 4

Last week's results

Coldwater	23
Anna	00
Delphos SJ	14
Versailles	08
Ft. Recovery	26
Parkway	12
Minster	21
New Bremen	13
St. Henry	10
Marion Local	17
Kenton (2-3)	40
Bath (1-4)	08
Kokomo (4-1)	22
Huntington North (3-2)	14

Division IV – Region 16 Standings

Top 8 Team advance to the playoffs

School - Record	Avg	PB
1 - Coldwater (5-0)	11.60	0.00
2 - Clinton-Massie (5-0)	8.75	-2.85
3 - Brookville (5-0)	8.72	-0.03
4 - Jonathan Alder (5-0)	8.40	-0.32
5 - Oakwood (4-1)	8.15	-0.25
6 - Wyoming (3-2)	5.85	-2.30
7 - Madison (3-2)	5.53	-0.32
8 - Archbishop Alter (3-2)	5.40	-0.13
9 - North College Hill (3-2)	5.35	-0.05
10 - Carlisle (2-3)	4.15	-1.20

*Kettering Alter forfeitures are being included under the *assumption* they will become official.

This week's Match-Ups

Anna @ St. Henry
Marion Local @ Delphos
New Bremen @ Ft. Recovery
Parkway @ Coldwater
Versailles @ Minster

Celina @ Kenton
New Castle @ Kokomo

Coldwater Football Weekly

By Chris Cron
Coldwater Football Stats

Last week the Coldwater Cavaliers made it 20 in a row over the Parkway Panthers by winning 51-6 before the Homecoming crowd. It was a team effort that saw seven different Cavs dent the scoring column. Jacob Pohl led all rushers with 51 yards rushing. Adam Rammel had two catches for touchdowns in the first six minutes of the first quarter.

The starting defense remained un-scored upon this season as the Panthers scored on the last play of the game against the Cavalier Freshman defense. Parkway could only manage 66 yards of total offense, 39 yards coming on a late fourth quarter rush by Kris Hughes. Joshua Fisher nursing a sore leg passed for 8 yards.

Tony Harlamert extended his streak of consecutive games with a pass reception to 33, moving to third place in the state record book. Mario de la Rosa set a school record with a 47 yard field goal and his six extra point kicks moved him into 10th position in the state record book passing Centerville and Ohio State All America Mike Nugent as well as Coldwater standouts Trevor Strombald and Jeff Pax.

This week it is the annual "Back Yard Battle" as the Cavs travel 4 miles to meet the 4-2 St. Henry Redskins. Coldwater has won the last 11 meetings between these MAC foes including last seasons 42-0 victory at Coldwater.

Steaks and Records: Tony Harlamert – CHS Records: 438 career points & a pass reception in 33 consecutive games (State record is 35). Team winning streak currently stands at 19 games.

League Standings

Team	MAC	O'All
Coldwater	4 - 0	6 - 0
Delphos St. John	3 - 1	5 - 1
Anna	3 - 1	5 - 1
Marion Local	3 - 1	5 - 1
Minster	3 - 1	5 - 1
St. Henry	2 - 2	4 - 2
Ft. Recovery	1 - 3	3 - 3
New Bremen	1 - 3	2 - 4
Parkway	0 - 4	2 - 4
Versailles	0 - 4	1 - 5

Last week's results

Anna	14
St. Henry	10
Marion Local	42
Delphos	00
New Bremen	27
Ft. Recovery	26
Parkway	06
Coldwater	51
Versailles	13
Minster	14
Celina	12
Kenton	34
New Castle	14
Kokomo	50

Division IV – Region 16 Standings

Top 8 Team advance to the playoffs

School - Record	Avg	L1	L2	PB
1 - Coldwater (6-0)	14.10	27	96	0.00
2 - Clinton-Massie (6-0)	11.50	27	70	-2.60
3 - Jonathan Alder (6-0)	11.28	29	64	-0.22
4 - Brookville (6-0)	10.59	28	58	-0.69
5 - Archbishop Alter (4-2)	8.58	20	53	-2.01
6 - Oakwood (4-2)	8.08	19	50	-0.50
7 - Wyoming (4-2)	6.97	18	41	-1.12
8 - North College Hill (4-2)	6.35	15	39	-0.62
9 - Madison (3-3)	5.94	12	39	-0.41
10 - Roger Bacon (3-3)	5.00	15	25	-0.94

This week's Match-Ups

Anna @ Minster
Coldwater @ St. Henry
Ft. Recovery @ Versailles
Marion Local @ New Bremen
Parkway @ Delphos SJ

Kenton @ Defiance
Kokomo @ Richmond

Coldwater Football Weekly

By Chris Cron
Coldwater Football Stats

Cory Klenke ran for 51 yards, threw for 246 and two TDs while Zack Kaup caught 4 passes for 107 as the Coldwater Cavaliers defeated the St. Henry Redskins 34-7. The first half gave witness as to why the locals call this game the "Back Yard Battle".

Both teams displayed tough nosed defense in the scoreless first quarter. St. Henry had their only sustained drive of the evening going 59 yards in 7 plays to be the first to crack the scoreboard with eight minutes to go in the second quarter. That drive lit a fire under the Cav offense as they ran seven plays of their own to go 71 yards in 1:52 to tie the score and then four minutes later scored again to take a 14-7 lead at half time. The rest of the evening was all Coldwater as they stood victorious over the Redskins for the twelfth straight season.

The first team Coldwater defense gave up its first score but remains un-scored upon in the first quarter.

The state records march continued for Tony Harlamert and Mario de la Rosa. Tony has receptions in 34 consecutive games and now stands one game short of the state record. Mario moved up to #9 in extra point kicks with 168 (record is 222) and officially made the list of most kicked points as he now has 201 total kick points. That record stands at 282. Coldwater's Jeff Pax (1998-2001) is fifth with 226.

Coach John Reed achieved victory #150 at Coldwater last week. He has won 84% of his games (150 – 28) and his career record is 265-123-1 (68%)

Next up, the Blue Jays from Delphos St. John visit Cavalier Stadium. Coldwater has won the last six meetings and stands at 21-13-1 all time against Delphos. Last season belonged to the Cavaliers 51-7.

Steaks and Records: Tony Harlamert – 450 career points. Team winning streak: 20 games.

League Standings

<u>Team</u>	<u>MAC</u>	<u>O'All</u>
Coldwater	5 - 0	7 - 0
Anna	4 - 1	6 - 1
Marion Local	4 - 1	6 - 1
Delphos St. John	4 - 1	6 - 1
Minster	3 - 2	5 - 2
St. Henry	2 - 3	4 - 3
New Bremen	1 - 4	2 - 5
Versailles	1 - 4	2 - 5
Ft. Recovery	1 - 4	3 - 4
Parkway	0 - 5	2 - 5

Last week's results

Anna	45	Coldwater	34
Minster	00	St. Henry	07
Ft. Recovery	20	Marion Local	49
Versailles	37	New Bremen	07
Parkway	00	Kenton	42
Delphos SJ	45	Defiance	21
Kokomo	39		
Richmond	14		

Division IV – Region 16 Standings

Top 8 Team advance to the playoffs

<u>School - Record</u>	<u>Avg</u>	<u>L1</u>	<u>L2</u>	<u>PB</u>
1 - Coldwater (7-0)	17.88	31	135	0.00
2 - Clinton-Massie (7-0)	13.92	32	94	-3.96
3 - Jonathan Alder (7-0)	13.79	34	88	-0.14
4 - Brookville (7-0)	13.41	33	85	-0.38
5 - Oakwood (5-2)	12.21	23	90	-1.19
6 - Archbishop Alter (5-2)	9.63	24	62	-2.59
7 - North College Hill (5-2)	9.54	19	69	-0.09
8 - Wyoming (5-2)	9.29	22	62	-0.25
9 - Badin (4-3)	7.56	19	49	-1.73
10 - Carlisle (3-4)	6.71	13	49	-0.86

This week's Match-Ups

Delphos SJ @ Coldwater
Minster @ Parkway
New Bremen @ Anna
St. Henry @ Ft. Recovery
Versailles @ Marion Local

Wapakoneta @ Kenton
Kokomo @ Logansport

Coldwater Football Weekly

By Chris Cron
Coldwater Football Stats

Last week was Senior Night at Cavalier Stadium and the seniors shown brightly as the Cavaliers moved to 8-0 defeating the Delphos St. John Blue Jays 38-7. Thus far the senior class is 48-2.

Big plays marked the evening as the Cav defense forced four turnovers including an interception by Zach Siefring. Wes Ulm threw an ill-advised pass deep in Coldwater territory which the senior defensive back picked in the end zone and returned all the way for a school record 102 yard touchdown.

Coldwater got two more touchdown runs by seniors Tony Harlamert and Zach Kaup who caught another pass for a score. Senior Cory Klenke threw for 168 yards on the night. Senior Mario de la Rosa added a 37 yard field goal and five more PATs. He now has 173 PATs, good for 6 all time in the state and is 7th in kick points with 209.

Senior Adam Homan gave the Blue Jays a déjà vu moment as he caught a Cory Klenke pass behind the Delphos defense and 70 yards later scored Coldwater's final touchdown. In 2005 big brother Ross Homan rumbled 90 yards for a score at Delphos.

This week Coldwater travels to Minster to face the upstart Wildcats who are 5-3 and thinking playoffs for the first time in many years. Coldwater is 21-10 in MAC player versus the Cats and 41-22 all time. Last year the Cavs prevailed 60-0 for their 14th straight victory

Steaks and Records: Tony Harlamert – 462 career points. Team winning streak: 21 games.

League Standings

Team	MAC	O'All
Coldwater	6 - 0	8 - 0
Anna	5 - 1	7 - 1
Marion Local	5 - 1	7 - 1
Delphos St. John	4 - 2	6 - 2
Minster	3 - 3	5 - 3
St. Henry	3 - 3	5 - 3
Ft. Recovery	1 - 5	3 - 5
Parkway	1 - 5	3 - 5
New Bremen	1 - 5	2 - 6
Versailles	1 - 5	2 - 6

Last week's results

Delphos SJ	07	St. Henry	37
Coldwater	38	Ft. Recovery	21
Minster	27	Versailles	00
Parkway	38	Marion Local	33
New Bremen	07	Wapakoneta	07
Anna	54	Kenton	35
Kokomo	37		
	Logansport	13	

Division IV – Region 16 Standings

Top 8 Team advance to the playoffs

School - Record	Avg	L1	L2	PB
1 - Coldwater (8-0)	22.66	35	184	0.00
2 - Clinton-Massie (8-0)	16.38	37	118	-6.29
3 - Jonathan Alder (7-1)	16.29	34	118	-0.08
4 - Brookville (8-0)	16.19	38	111	-0.10
5 - Oakwood (6-2)	14.18	27	108	-2.02
6 - Archbishop Alter (6-2)	11.73	29	81	-2.45
7 - Wyoming (6-2)	11.55	26	83	-0.17
8 - North College Hill (5-3)	9.91	19	76	-1.64

Coldwater, Clinton-Massie and Brookville have clinched a playoff spot. Alder, Oakwood, Alter and Wyoming control their own destiny. North College Hill is on the bubble.

Alder plays Massie in a huge week ten match-up.

This week's Match-Ups

Anna @ Versailles
Coldwater @ Minster
Ft. Recovery @ Marion Local
Parkway @ New Bremen
St. Henry @ Delphos SJ

Kenton @ Memorial
Marion @ Kokomo

Coldwater Football Weekly

By Chris Cron
Coldwater Football Stats

The Coldwater Cavaliers clinched at least a share of the MAC title defeating the Minster Wildcats 48-0. The Cavs were paced by a strong passing game from Cory Klenke and a solid running game which utilized 12 rushers. Klenke was 9-11 passing for 235 and 3 touchdowns to Adam Homan (40 yds), Tony Harlamert (36 & 5 yds). Harlamert and Klenke each added rushing touchdowns of 5 and 30 yards respectively. Keith Wenning played one series at QB and threw his only pass for a 55 yard strike to Dusty Rutschilling. Jacob Pohl completed the scoring with a 6 yard plunge in the final stanza.

The Coldwater defense was solid as it limited the Wildcat offense to just 182 yard rushing and zero passing yards. The Cats were undermanned as they have lost their top two quarterbacks to injury. But give their whole team credit as they played hard all night and did not wilt under the intensity that Coldwater brings to the game.

Tony Harlamert's touchdown catch did more than score the second TD of the night; it placed Tony at the top of the OHSAA record books as he established a new benchmark for catching passes in consecutive games. Tony has caught a pass in every game dating since the opener against Kenton in 2006 – a streak of 36 consecutive games. With at least two and as many as six games remaining in his senior season, Tony can separate himself from the rest of the pack and establish a record which could stand for many years.

Mario de la Rosa continues to move up in the state record book as well. With five more PATs he moves up to #4 in most career extra point kicks with 178 tying Jon Clune of St. Henry. He is also #7 in total kick points, 9 behind Clune and 12 behind Coldwater's Jeff Pax. It is conceivable that Mario could finish #4 all time should the Cavs make a run deep into the playoffs.

Next up, the Cavaliers close out the regular season as they entertain the New Bremen Cardinals. Coldwater has won the last 10 meetings including last seasons 49-7 victory and stand 30-5 all time against the Cards.

Steaks and Records: Tony Harlamert – 480 career points. Team winning streak: 22 games.

League Standings

<u>Team</u>	<u>MAC</u>	<u>O'All</u>
Coldwater	7 - 0	9 - 0
Anna	6 - 1	8 - 1
Marion Local	6 - 1	8 - 1
Delphos St. John	5 - 2	7 - 2
Minster	3 - 4	5 - 4
St. Henry	3 - 4	5 - 4
New Bremen	2 - 5	3 - 6
Ft. Recovery	1 - 6	3 - 6
Parkway	1 - 6	3 - 6
Versailles	1 - 6	2 - 7

Last week's results

Anna	40	Parkway	06
Versailles	00	New Bremen	28
Coldwater	48	St. Henry	19
Minster	00	Delphos SJ	21
Ft. Recovery	07	Kenton	35
Marion Local	55	St. Marys	07
Marion	13		
Kokomo	49		

Division IV – Region 16 Standings

Top 8 Team advance to the playoffs

<u>School - Record</u>	<u>Avg</u>	<u>L1</u>	<u>L2</u>	<u>PB</u>
1 - Coldwater (9-0)	26.62	38	224	0.00
2 - Brookville (9-0)	20.71	43	155	-5.92
3 - Clinton-Massie (9-0)	20.61	42	160	-0.09
4 - Jonathan Alder (8-1)	18.82	39	142	-1.79
5 - Oakwood (7-2)	18.46	33	149	-0.36
6 - Archbishop Alter (7-2)	14.47	34	108	-3.99
7 - Wyoming (7-2)	14.14	31	108	-0.33
8 - North College Hill (6-3)	11.19	22	88	-2.94

Coldwater has clinched a home game in week 11. #2 thru #5 have clinched a playoff spot. Alter and Wyoming control their own destiny and the #8 spot is still up for grabs.

This week's Match-Ups

Delphos SJ @ Ft. Recovery
Marion Local @ Anna
Minster @ St. Henry
New Bremen @ Coldwater
Versailles @ Parkway

Van Wert @ Kenton
Kokomo @ Anderson Highland

Coldwater Football Weekly

By Chris Cron
Coldwater Football Stats

The Coldwater Cavaliers celebrated the 40th anniversary of Cavalier Stadium as they won their 16th Midwest Athletic Conference championship with a 38-0 victory over the New Bremen Cardinals.

They finished the regular season undefeated at 10-0. This is the tenth time in school history that Coldwater has finished the season undefeated (1948, '54, '61, '76, '83, '02, '04, '05, '06 & '08).

With this win Coldwater has locked up a home game in the first week of the OHSAA Playoffs. This marks the 12th consecutive year that Coldwater has made the playoffs.

As usual it was a team effort as 8 rushers combined for 155 yards and six receivers tallied 13 catches for 201 yards. Three touchdowns came by rush, two by pass and the final three points came on a Mario de la Rosa field goal. Mario is 7 for 7 in field goals this season and 52 of 54 in extra points.

The Cav defense continued putting the offense in good field position and posted their fourth shut out of the season. They allowed only 3 yards on 27 rushes and 183 yards in the air. On the season the defense is allowing 88 yards per game rushing (2.7 yards per attempt) and 78 yards through the air for a total of 166 yards per game. The Cavaliers are +14 in turnovers.

The first team defense has only allowed one touchdown all season and has not allowed a score in the first quarter. The second team D has only allowed 39 points in the second half. Overall the defense is giving up only 6.0 points per game. Tim Hoyng's charges have been the biggest reason for the team's success this season. Despite some injuries to key players, others have stepped up and contributed to the team's success.

The offense has put up some nice numbers too. The attack has been nicely balanced with 182 rushing and 172 passing yards per game while gaining an average of 7 yards per play. Tony Harlamert leads all rushers with 410 yards and 13 TDs. He also has 433 yards receiving and 5 more touchdowns. Cory Klenke is has accounted for 1311 yards on 91 of 146 passing and 16 touchdowns. Keith Wenning has seven more touchdowns on 20 of 37 passing for 390 yards.

Next up for the Cavaliers is Cincinnati North College Hill of the Miami Valley Conference in the first round of the OHSAA Playoffs. The Trojans are 7-3 on the season coming of a 33-7 victory over Lockland. This will be the first ever meeting between the two schools.

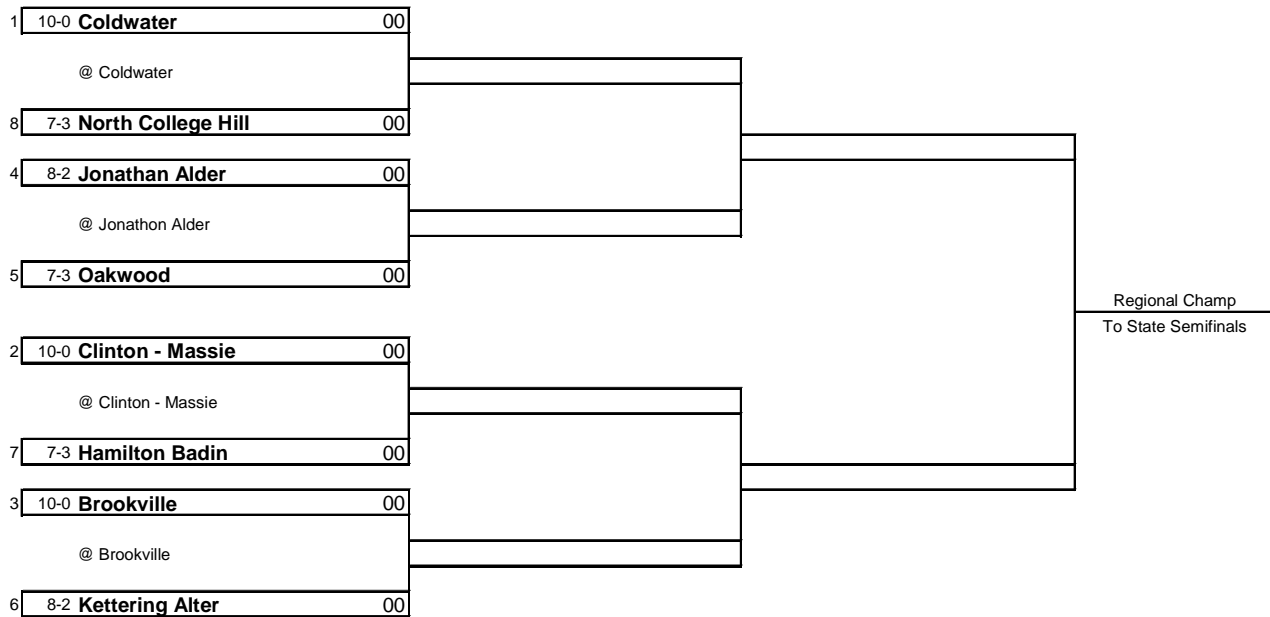
Final MAC Standings

<u>Team</u>	<u>MAC</u>	<u>O'All</u>
Coldwater	8 - 0	10 - 0
Anna	7 - 1	9 - 1
Marion Local	6 - 2	8 - 2
Delphos St. John	6 - 2	8 - 2
St. Henry	4 - 4	6 - 4
Minster	3 - 5	5 - 4
Parkway	2 - 6	4 - 6
New Bremen	2 - 6	3 - 7
Ft. Recovery	1 - 7	3 - 7
Versailles	1 - 7	2 - 8

Last week's results

Delphos SJ	40	New Bremen	00
Ft. Recovery	27	Coldwater	38
Marion Local	06	Versailles	20
Anna	16	Parkway	25
Minster	13	Van Wert	07
St. Henry	21	Kenton	48
Kokomo		40	
Anderson Highland		14	

Coldwater Football Weekly Division IV – Region 16 Playoff Bracket



Coldwater Cavaliers 10-0 Midwest Athletic Conference

Kenton	W	58	-	19
Kokomo	W	41	-	7
Versailles	W	49	-	00
Marion Local	W	33	-	14
Anna	W	23	-	00
Parkway	W	51	-	6
St. Henry	W	34	-	7
St. Johns	W	38	-	7
Minster	W	48	-	00
New Bremen	W	38	-	00
Average		41	-	06

Cincinnati North College Hill 7-3 Miami Valley Conference

Reading	W	42	-	09
Franklin	L	00	-	24
Madeira	L	13	-	16
Summit Country Day	W	42	-	21
New Miami	W	33	-	00
Dayton Christian	W	44	-	00
Country Day	W	48	-	14
Hills Christian Academy	L	14	-	27
Cincinnati Christian	W	62	-	19
Lockland	W	33	-	07
Average		33	-	14

Streaks and Records

- ◆ 12 Consecutive seasons in the playoffs
- ◆ Week 11 record 11-2 with 10 straight wins
- ◆ All time play off record 31-11
- ◆ 23 Consecutive Wins – school record is 26
- ◆ 14 Consecutive Winning Seasons
- ◆ 16 Consecutive MAC Wins – school record is 30
- ◆ 8 Consecutive Home Wins – school record is 34
- ◆ 18 Consecutive Regular Season Wins – school record is 33 (2003-2007)
- ◆ Tony Harlamert
 - CHS Record 486 career points
 - OHSAA Record 37 consecutive games with a pass reception
- ◆ Mario de al Rosa
 - OHSAA #4 in extra point kicks with 183
 - OHSAA #7 in kick points with 222

Coldwater Football Weekly

By Chris Cron
Coldwater Football Stats

The Coldwater Cavaliers opened up the 2008 post season campaign with a resounding 42-0 victory over the Trojans of Cincinnati North College Hill. Coach Reed spoke highly of his team following the game saying that it was their best effort of the season. The Cav's had four of their starters on the bench due to injury so non-starters had to step up and get the job done. That has been the back story to the 2008 season for the Cavs as injuries have plagued them since week one. Amazingly, the team's productivity has not suffered.

Such was the case against NCH. Nine rushers tallied 162 yards on the ground led by Tony Harlamert with 53 yards and one touchdown, Cory Klenke with 20 yards and two TDs on three carries, Adam Homan with 44 yards on 6 carries and reserve Jacob Pohl with 36 yards on just four totes.

The Cavaliers dominated the air space as well as Klenke completed 6 of his 14 passes for three touchdowns and 1 pick. Cory's three TDs went to Mitch Giere for 35 yards and Harlamert for 10 and 31 yards. Keith Wenning again threw for a high percentage as he completed two of four passes for 75 yards. Harlamert caught 4 passes for 118 yards of the team total of 258.

Both teams ran 56 plays with Coldwater totaled 420 yard and MCH only 134. Everett Horne who is bound for the University of Cincinnati averages 175 each week was held to only 50 yards rushing. As a team the Trojans only got 17 yards rushing thanks to 5 QB sacks by the determined Cavalier defense.

The first string defense has not been scored upon since the second quarter in week 7 at St. Henry and has seen very limited action in the second half this season. Their scores allowed by quarters this season are 14, 7, 12 and 27. The shut out of NCH was the 5th of the season for a defense that has only allowed 60 points all season.

Next up for the Cavaliers are the Lumberjacks of Dayton Oakwood who defeated Plain City Jonathan Alder 12-10. Like NCH this will be the first ever meeting between these two schools.

In other Region 16 action, Hamilton Badin defeated Clinton-Massie 33-27 in overtime to setup a rematch with Kettering Alter. The Knights defeated Brookville 35-7. Wins next week by Coldwater and Alter will setup a fan's dream rematch of last season's regional final game, a thrilling triple overtime 59-56 Cavalier victory.

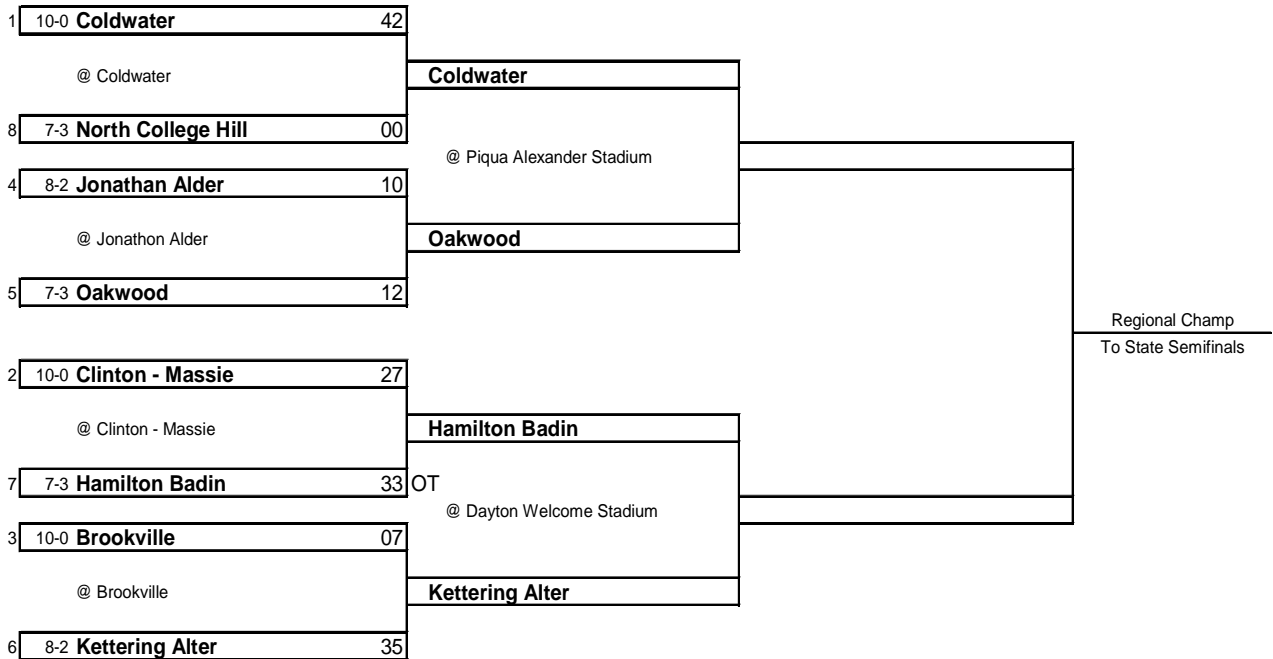
Kokomo Update: Coldwater's computer points this season were greatly enhanced by the victory over Kokomo Indiana in week 2. Kokomo would be considered a Division 1 team in Ohio so each of their 9 victories this season gave Coldwater huge level 2 points. Kokomo finished their 9-2 season last night losing in the second round of the IHSAA playoffs 23-20 to Harrison. Congratulations to the Kats on an excellent season.

Streaks and Records

- ◆ 12 Consecutive seasons in the playoffs
- ◆ Week 12 record is 9-2
- ◆ All time play off record 32-11
- ◆ 24 Consecutive Wins – school record is 26
- ◆ 14 Consecutive Winning Seasons
- ◆ 16 Consecutive MAC Wins – school record is 30
- ◆ 9 Consecutive Home Wins – school record is 34
- ◆ 18 Consecutive Regular Season Wins – school record is 33 (2003-2007)
- ◆ Tony Harlamert
 - CHS Record 504 career points
 - OHSAA Record 38 consecutive games with a pass reception
- ◆ Mario de al Rosa
 - OHSAA #4 in extra point kicks with 189
 - OHSAA #4 in kick points with 228

Coldwater Football Weekly

Division IV – Region 16 Playoff Bracket



Coldwater Cavaliers Midwest Athletic Conference

Kenton	W	58 - 19
Kokomo	W	41 - 7
Versailles	W	49 - 0
Marion Local	W	33 - 14
Anna	W	23 - 0
Parkway	W	51 - 6
St. Henry	W	34 - 7
St. Johns	W	38 - 7
Minster	W	48 - 0
New Bremen	W	38 - 0
North College Hill	W	42 - 0
Average		41 - 6

Dayton Oakwood Southwestern Buckeye League

Versailles	W	43 - 21
Wyoming	L	21 - 35
Carlisle	W	34 - 00
Valley View	W	28 - 24
Eaton	W	35 - 31
Brookville	L	07 - 28
Waynesville	W	34 - 08
Milton-Union	W	42 - 12
Bellbrook	W	41 - 35
Franklin	L	14 - 17
Jonathan Alder	W	12 - 10
Average		28 - 20

Coldwater Football Weekly

By Chris Cron
Coldwater Football Stats

The Coldwater Cavaliers charged into the Region 16 championship game with a 35-7 victory over the Dayton Oakwood Lumberjacks. The win pushed the Cavs to 12-0 on the season and undefeated in their last 25 games. The victory coupled with Kettering Alter's 42-7 win over Hamilton Badin sets up a much anticipated rematch of last season's triple overtime classic which the Cavs won 59-52. The Lumberjacks complete their season at 8-4.

Cory Klenke led the Cavs with 355 yards passing on 15 of 24 attempts. He completed touchdown passes to Dusty Rutschilling (64 yds) and Adam Rammel (31 & 90 yards). He also darted his way to the end zone on a 16 yard scamper. Tony Harlamert added to his school record of 510 career points with a 1 yard plunge.

Once again the Coldwater defense put in a solid effort limiting Oakwood's Robby Sherk to 37 yards rushing and 140 yards passing and giving up 185 total yards on the evening. The Lumberjacks got closer to the end zone than any team since week seven at St. Henry. Trailing 21-0, Oakwood had first down on Coldwater's 8-yard line. The Jacks ran three plays from inside the 3-yard line but failed to punch it in. On fourth and goal from the one, Sherk lost his footing and slipped at the 3 yard line to give Coldwater a successful goal line stand.

Later with just 5:19 left in the game Oakwood finally cracked the goal. Robby Sherk hit Will Garner for an 8-yard TD. But just 44 seconds and two plays later, Klenke hit Rammel for that 90-yard strike to put a dagger in the Lumberjacks heart.

So now we look forward to "The Rematch". Last season Kettering Alter and the Cavaliers faced off in the regional semifinal which many called one of the greatest football games in OHSAA history. The two teams put up 111 points and 981 yards of total offense. Twice Coldwater rallied from three touchdown deficits 28-7 and 42-21. They tied the score at 49 with 5:55 in the fourth. The defense held the Knights scoreless the rest of regulation and allowed a 34 yard field goal in the second overtime. Mario de la Rosa sent the game to a third overtime period with a 19 yard field goal and Klenke hit Harlamert with a 7 yard touchdown pass in the final overtime to take a lead the Cavs would not relinquish. The defense held Alter to a four and out in their last OT possession.

That victory steeled the Cavaliers and they were a force to be reckoned with as they won their next three games including another thriller against Cardinal Mooney to secure their second state title in three seasons.

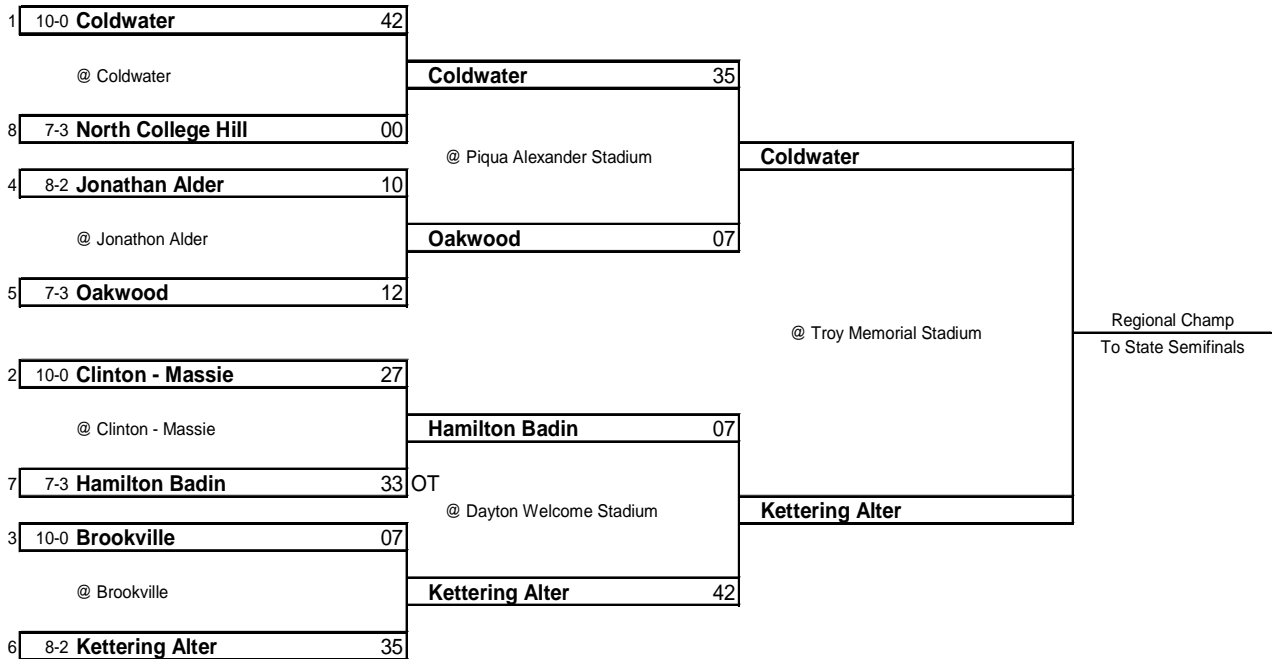
In this year's game both team will essentially enter with 12-0 records. Alter had to forfeit their first two games (which they actually won) because they played an ineligible player. Both teams return a number of starters from last seasons contest so they boys should be very familiar with each other. The game will be played at Troy.

Streaks and Records

- ◆ 12 Consecutive seasons in the playoffs
- ◆ Week 13 record is 6-3
- ◆ All time play off record 33-11
- ◆ 25 Consecutive Wins – school record is 26
- ◆ 14 Consecutive Winning Seasons
- ◆ 16 Consecutive MAC Wins – school record is 30
- ◆ 9 Consecutive Home Wins – school record is 34
- ◆ 18 Consecutive Regular Season Wins – school record is 33 (2003-2007)
- ◆ Tony Harlamert
 - CHS Record 510 career points
 - OHSAA Record 39 consecutive games with a pass reception
- ◆ Mario de al Rosa
 - OHSAA #3 in extra point kicks with 194
 - OHSAA #4 in kick points with 233

Coldwater Football Weekly

Division IV – Region 16 Playoff Bracket



Coldwater Cavaliers Midwest Athletic Conference


Kenton	W	58 - 19
Kokomo	W	41 - 7
Versailles	W	49 - 0
Marion Local	W	33 - 14
Anna	W	23 - 0
Parkway	W	51 - 6
St. Henry	W	34 - 7
St. Johns	W	38 - 7
Minster	W	48 - 0
New Bremen	W	38 - 0
North College Hill	W	42 - 0
Dayton Oakwood	W	35 - 7
Average		41 - 6

Kettering Alter Greater Catholic League

Fairmont	F	39 - 7
Bellbrook	F	49 - 14
Ashland	W	51 - 14
Roger Bacon	W	34 - 7
Hamilton Badin	W	49 - 7
Dayton Carroll	W	42 - 7
Purcell Marian	W	39 - 7
Archbishop McNicholas	W	49 - 0
Bishop Fenwick	W	48 - 0
Chaminade-Julienne	W	56 - 7
Brookville	W	25 - 7
Hamilton Badin	W	42 - 7
Average		44 - 7

Other Items of Interest

State
champs,
B2



Sports

Inside this week
High School Report.....B2
Tidbits from the TeeB2
Bud Fields.....B4

sports@kokomoperspective.com

Wednesday, Sept. 3, 2008

www.kokomoperspective.com

Trip to Ohio provides lessons for everyone

Differences between Indiana, Buckeye state more than miles

It was the most talked about football game of the season – so far. Kokomo's Wildkats were traveling to Ohio to take one of the top programs in the Buckeye State. The end result was a 41-7 beat down at the hand of Coldwater but in the end, beneficial lessons were learned by everyone.

Here's what I learned:

1. Strong programs are built on the back of hard work and tradition. Winning builds tradition and tradition leads to wins. Confusing, I know. It was apparent that Coldwater's success isn't any fluke. The discipline possessed by the Cavaliers was everything Kokomo coach Brett Colby said it was everything he said it was.

The Wildkats can take heart in knowing that they can't possibly face a tougher team until the tournament. There isn't anyone on their regular season schedule nearly as good as Coldwater.

2. Ohio football is not Indiana football. This was apparent from the minute we drove into town. I made the trip with Terry Downham and the rest of the KHS stats crew. We had plenty of time to talk sports on the way over – though Coldwater is closer than Richmond. The



LET'S GO -- Kokomo High School coach Brett Colby (red shirt) gives his team some last-minute instruction before the game against Coldwater. *Perspective photo / Steve Geiselman*

town of Coldwater is rather small – think Tipton or smaller. But it had the feel of one of those places where the entire town shows up for the ball game. You know, like how basketball USED to be in Indiana. Sure enough the crowd was huge. But it wasn't as big as it gets. Apparently during rivalry games the home crowd overflows to the visitors side.

The football stands in Indiana will be filled most Friday nights. But in Ohio I got the feeling that everyone at the stadium was there for one reason – to watch their team win.

So often these days high school athletic events in Indiana are more social events than athletic contests. In my 20 years of covering high school sports, last Friday's game was the most impressive display of home spirit

I've ever seen. The key to building a strong program (see No. 1) is tradition. It would be hard not build it and keep it with the level of enthusiasm shown by the Coldwater fans.

3. 50-50 is chicken feed in Indiana. In Ohio the 50-50 raffle, drawing or whatever you call it is a gold mine compared to what goes on around here. Waiting for the game to start I strolled over to purchase a 50-50 ticket. One of the local ladies selling tickets told me the average pot was around \$2,000 – for the split. Last season the biggest rivalry game produced a \$4,000 winner – that means \$8,000 was collected. Needless to say, I quickly ponied up \$5 for a stretch of tickets. The winner (not me) took home \$1,200 last Friday. That speaks volumes about the fanaticism of Coldwater

fans. Apparently it's like that all over the state. Here in Indiana, most 50-50s go for way less – in the hundreds of dollars at most.

4. The Wing T is not made for coming from behind. I know those that know more about football might disagree with me but the offense that the Kats run does not lend itself to coming from behind. Especially when you fall behind to a high-powered offense like Coldwater's. In the game, Kokomo held the Cavaliers to a field goal on their opening drive. But once Coldwater had scored 17, it was apparent Kokomo was done.

Regardless, Kokomo is in position to defend its conference crown. Even if though it might not seem like it now, this trip to Ohio will go a long way to making the Kats a better football team.



MOVING ON -- Northwestern's Brayden Merrell drags some North Miami defenders with him. *Perspective photo / Jim Hunt*

Mixed bag for area teams in week two

Three Howard County teams remain unbeaten on the season – Western, Northwestern and Taylor. That will change this week as two of them meet up as Mid-Indiana Conference play begins.

Eastern

Last week: The Eastern Comets lost to Madison-Grant – but it's how they lost and the offensive output that should be encouraging to Comet fans. Eastern scored 48 points but the Argyls scored 68. The Comets

know how to find the end zone, now they need to learn how to keep the other team out of it.

This week: Eastern (0-2) travels to winless Peru (0-2) to open MIC action. The Tigers lost a close one to Logansport, 26-23. It's homecoming for the Tigers so they will be pumped up. But Eastern will its offensive firepower with it.

Western

Last week: The Western Panthers remain per-



see **TEAMS** / page B5



Steve
Geiselman

This yearbook is a culmination of items gathered during the season represented.

As with any work, errors are possible but unintentional.

Should you discover errors of consequence which would warrant correction please contact the author at chris.cron@thecrons.net.

Be sure to include the title of this document, the page number on which the error appears and a description of the error.

If the error is one of a factual nature, it would be appreciated if factual documentation were provided.