



Cavalier Football Yearbook 2011



CAVALIER Football Weekly



2011 Issue I

June 4, 2014

By Chris Cron - Coldwater Football Statistician

2011 Kickoff Edition

ARE YOU READY FOR SOME FOOTBALL?

Tomorrow night the Coldwater Cavaliers will kick off the 2011 season hosting the defending WBL champion Kenton Wildcats.

This is the 76th season of Coldwater football under the direction of second year head coach Chip Otten. This season also marks the 50th Anniversary of the 1961 undefeated team coached by John Ponzuric.

The Cavaliers are coming off a very successful 2010 campaign which saw them go 11-4 and play in their second consecutive state title game. It was also their fourth trip to the title game in six years having captured the title in 2005 and 2007.

This year sees 12 seniors return to improve on a three year record of 36-7. They will be joined by a half dozen juniors who saw significant varsity action last season. But many fans will be watching junior quarterback Austin Bruns. He worked very hard during the spring and summer to improve his skill set and looks to have a break out year. Not that last season wasn't great for a sophomore. Bruns completed 170 passes for 2477 yards and 24 touchdowns.

Most of the receivers from last years team graduated but keep an eye on Troy Otten, Alex Stammen and Caleb Sieftring who combined for 288 yards last season.

Coach Otten feels he has about 10 players he can throw the ball to with success, so opposing teams will not be able to key on just one or two receivers.

Drew Klosterman is the leading returning rusher having gained 270 yards last season.

The Coldwater defense is coached once again this season by Tim Hoying and they looked very stout during the pre-season not allowing a touchdown in two scrimmages. Jordan Chapin returns after leading the defense with 151 tackles last season.

HERE KITTY KITTY...

Kenton returns to Cavalier Stadium off of an 11-2 season that saw them advance to the regional championship in division four. Last season Kenton beat the Cavs in a high scoring affair 50-31 at Robinson Field in Kenton. In his varsity debut Austin Bruns completed 22 of 46 passes for 229 and five touchdowns.

His counterpart for the Wildcats, Mr. Ohio candidate Maty Mauk did it all for the Cats, throwing for 437 yards on 38-59 passing and five touchdowns. He added 73 yards on the ground in 21 rushes scoring two more touchdowns. The Cavs are 9-2 in season openers versus Kenton and 17-10 all time.

2010 Results

| | |
|---------------------|---------|
| Kenton | 31 - 50 |
| Benjamin Logan | 48 - 00 |
| Anna | 28 - 38 |
| St. Henry | 07 - 06 |
| Versailles | 24 - 07 |
| Parkway | 42 - 00 |
| Delphos St. John | 00 - 14 |
| Marion Local | 42 - 21 |
| New Bremen | 49 - 00 |
| Minster | 40 - 20 |
| Anna | 27 - 17 |
| Hamilton Badin | 13 - 07 |
| West Jefferson | 44 - 12 |
| Fredricktown | 26 - 06 |
| Youngstown Ursuline | 21 - 51 |

2010 FINAL MAC STANDINGS

| Standings | LW | LL | OW | OL |
|--------------|----|----|----|----|
| St. John's | 8 | 0 | 10 | 0 |
| Marion Local | 6 | 2 | 8 | 2 |
| Anna | 6 | 2 | 8 | 2 |
| Coldwater | 6 | 2 | 7 | 3 |
| Minster | 5 | 3 | 5 | 5 |
| Versailles | 4 | 4 | 6 | 4 |
| St. Henry | 2 | 6 | 3 | 7 |
| New Bremen | 2 | 6 | 2 | 8 |
| Parkway | 1 | 7 | 2 | 8 |
| Ft. Recovery | 0 | 8 | 2 | 8 |

| Non-League | W | L |
|------------|---|---|
| Kenton | 9 | 1 |
| Ben Logan | 7 | 3 |


THE 2011 SCHEDULE

If the strongest teams in the MAC are the ones everyone has been talking about this summer, then Coldwater may have an advantage as most of those teams will be visiting Cavalier Stadium this season.

Kenton
@Hicksville
Anna
@St Henry
Versailles
@Parkway
St. John's
@Marion Local
New Bremen
@Minster

Week 1 Schedule

Archbold @ Hicksville
Celina @ Versailles
Covington @ New Bremen
Crestview @ Parkway
Ft Loranie @ Minster
Kenton @ Coldwater
Lehman Catholic @ Anna
Marion Local @ Shawnee
Marion Pleasant @ St Henry
St John's @ LCC.



2011 Coldwater Football

Cavaliers ready for another push to playoffs

By GARY R. RASBERRY
grasberry@dailystandard.com

COLDWATER — Last year was supposed to be a rebuilding season for the Coldwater football team.

Turned out, the Cavaliers went 11-4 and finished as the Division V state runner-up in Chip Otten's first year as head coach.

The Cavaliers have experience returning at a number of positions leaving Otten optimistic for what lies ahead this season.

"We have five to six juniors coming back as seniors that played a lot and six to seven sophomores (now juniors) that played a lot," said Otten. "All those guys are going to be contributors. That experience helps."

OFFENSE

Austin Bruns was pressed into the starting quarterback spot as a sophomore because of an injury and had his season cut short because of a leg injury in the regional semifinal win over Hamilton Badin. Before the injury, Bruns threw for 2,477 yards and

24 touchdowns.

"Having a quarterback coming back helps," said Otten. "Since I've been here, I don't know how far you'd far have to go back to where there was a sophomore quarterback (starting). That's huge when you have a returning quarterback that played well."

While the bulk of last year's receivers, led by All-Ohio selection Reese Klenke, picked up diplomas in the spring, Coach Otten likes the depth he will have as targets for Bruns.

Otten said up to 10 guys could

line up at receiver but that group will be led by Troy Otten, Alex Stammen and Caleb Siefring. That trio combined for 25 catches and 288 yards last season.

Eric Schmackers, Aaron Messemaker, Christian Schramm and Josh Huber will also make an impact while Jordan Klosterman, Zach Dickman and Jordon Harlamert could provide contributions in tight end packages.

"One of our strengths is the depth of our skill guys," said

See CAVALIERS, page 5

Schedule

| | |
|------------------|--------------------|
| August | |
| 26 | Kenton |
| September | |
| 2 | at Hicksville |
| 9 | Anna |
| 16 | at St. Henry |
| 23 | Versailles |
| 30 | at Parkway |
| October | |
| 7 | Delphos St. John's |
| 14 | at Marion Local |
| 21 | New Bremen |
| 28 | at Minster |

Cavaliers

(Continued from page 4)

Coach Otten. "Alex and Troy ran in the plays last year. We lost Reese, we lost Aaron Rammel, Kurt Schoenherr, Ross Wermert and Drew Feltz, but we have plenty of guys who can step in there."

Fullback Drew Klosterman returns as the Cavaliers' leading rusher with 270 yards and a touchdown. Jordan Chapin or Mitch Feltz could also contribute in the Cavaliers' ground attack.

The line is revamped this season. Mark Brunet moves to left tackle after playing at guard last year. Harlamert has also been playing some left tackle with Jake Kramer and Nick Albers the contenders on the right side. Mike Rios will be the center while the Cavaliers will rotate Alex Grieshop (LG), Justin Post (RG) and Kyle Bergman at the two guard positions.

DEFENSE

The Cavaliers' defense has big-game experience coming back as well, especially at linebacker.

Jordan Chapin returns after leading the team with 151 tackles last season and will play outside linebacker along with Jordan Klosterman, who stepped into the spot last season and shined.

"That's a good crew there with some good backups," said coach Otten. "Derek Collett has shown he can play in there and so has Mitch Feltz and Kyle Bergman. That linebacker group is a good group."

Dickman and Isaac Dippold are the favorites to start at inside linebacker in the Cavaliers' 4-4 scheme.

Alan Kunk and Cody Madaj are playing well, according to

2011 Coldwater Football Roster

| # | Name | Pos. | Gr. | Ht. | Wt. | | | | | | |
|----|-------------------|---------|-----|------|-----|-------|---------------------|---------|----|------|-----|
| 1 | Eric Schmackers | WR/DB | 12 | 6-0 | 160 | 41 | CJ Seibert | WR/LB | 9 | 5-6 | 130 |
| 2 | Alex Stammen | WR/DB | 12 | 6-2 | 175 | 42 | Ross Sieftring | OG/OLB | 9 | 5-11 | 140 |
| 3 | Grant Muhlenkamp | RB/OLB | 10 | 5-10 | 160 | 44 | Nick Staugler | RB/LB | 10 | 5-10 | 155 |
| 4 | Josh Forsthoefel | TE/LB | 11 | 5-10 | 170 | 46 | Mitch Fullenkamp | RB/DT | 9 | 5-10 | 160 |
| 5 | Christian Schramm | WR/DB | 11 | 6-1 | 180 | 47/50 | Jordan Harlamert | TE/DE | 11 | 6-2 | 230 |
| 6 | Kyle Post | QB/DB | 11 | 5-10 | 150 | 52 | Kyle Bergman | OG/LB | 11 | 6-0 | 175 |
| 7 | Austin Bruns | QB/DB | 11 | 6-4 | 205 | 53 | Justin Post | OG/DT | 10 | 6-1 | 230 |
| 8 | Josh Huber | WR/DB | 11 | 5-11 | 175 | 54 | Jake Schmidt | OG/LB | 9 | 5-7 | 130 |
| 9 | Aaron Mestemacker | WR/DB | 12 | 6-2 | 185 | 55 | Mark Brunet | OT/DE | 12 | 6-3 | 200 |
| 10 | Alex Pax | WR/DB | 12 | 5-10 | 150 | 56 | Ted Fisher | C/DT | 9 | 5-9 | 135 |
| 11 | Adam Klosterman | WR/DB | 10 | 5-9 | 140 | 57 | Jake Kramer | OT/DE | 11 | 6-5 | 205 |
| 12 | Jason Bills | WR/DB | 10 | 5-9 | 145 | 58 | Zach Gerlach | OG/DE | 12 | 5-8 | 165 |
| 13 | Greg Gilliland | QB/DE | 9 | 6-1 | 150 | 59 | Alex Klosterman | C/DT | 10 | 5-9 | 175 |
| 14 | Howard Wagner | WR/DB | 11 | 6-0 | 150 | 60 | Cody Madaj | OG/DT | 11 | 5-7 | 220 |
| 15 | Brody Hoying | QB/DB | 9 | 5-8 | 145 | 61 | Rob Cupp | OG/DT | 9 | 5-7 | 190 |
| 16 | Matt Kramer | QB/OLB | 10 | 6-0 | 160 | 62 | Nick Clune | OT/DE | 9 | 5-10 | 160 |
| 17 | Troy Muhlenkamp | WR/DB | 11 | 5-7 | 145 | 63 | Chase Bruggeman | OT/DE | 9 | 5-11 | 155 |
| 18 | Troy Otten | WR/DB/K | 12 | 5-9 | 170 | 64 | Austin Klosterman | C/DT | 10 | 5-9 | 155 |
| 20 | Derek Thobe | WR/DB | 9 | 5-8 | 130 | 65 | Kyle Boeckman | OG/DT | 11 | 5-9 | 220 |
| 21 | Seth Dippold | WR/DB | 10 | 5-11 | 150 | 66 | Alan Kunk | OG/DT | 11 | 5-9 | 220 |
| 22 | Drew Otten | WR/DB | 10 | 5-6 | 135 | 66 | Caleb Madaj | OT/DT | 9 | 6-0 | 250 |
| 23 | Jordan Chapin | RB/OLB | 11 | 5-9 | 170 | 67 | Keith Buening | OT/DE | 12 | 6-0 | 185 |
| 24 | Reece Kaiser | WR/LB | 10 | 5-10 | 130 | 68 | Bennett Klosterman | OT/DT | 10 | 5-11 | 150 |
| 28 | Caleb Sieftring | WR/DB | 11 | 6-0 | 165 | 69 | Cody Freeman | OG/DT | 9 | 5-7 | 180 |
| 29 | Brent Collett | WR/DB | 11 | 5-11 | 160 | 70 | Ryan Thobe | OT/DE | 11 | 5-11 | 190 |
| 30 | Mitch Feltz | RB/LB | 11 | 5-6 | 170 | 71 | Vinny Drosesch | C/DE/LS | 11 | 5-10 | 160 |
| 31 | Zach Dickman | TE/LB | 11 | 6-1 | 220 | 72 | Nick Albers | OT/DE | 11 | 6-3 | 215 |
| 32 | Isaac Dippold | RB/LB | 12 | 5-10 | 175 | 73 | Brandon Wolters | OT/DE | 10 | 6-3 | 180 |
| 33 | Brad Eckstein | WR/OLB | 10 | 5-8 | 140 | 74 | Jesse Wendel | OG/DT | 11 | 6-1 | 240 |
| 34 | Drew Klosterman | RB/LB | 12 | 5-9 | 180 | 75 | Andrew Schwieterman | OT/DE | 10 | 6-1 | 180 |
| 35 | Derek Collett | RB/LB | 11 | 6-1 | 175 | 76 | Jared Post | OG/DE | 10 | 6-0 | 160 |
| 36 | Blake Spangler | RB/LB | 9 | 5-8 | 180 | 77 | Alex Grieshop | OG/DT | 12 | 5-10 | 245 |
| 37 | Mitch Schoenherr | RB/LB | 10 | 6-0 | 170 | 78 | Mike Rios | C/LB | 11 | 6-1 | 200 |
| 38 | Brandon Kunk | WR/OLB | 9 | 5-8 | 145 | 81 | Kohl Koester | WR/DB | 9 | 5-6 | 130 |
| 40 | Jordan Klosterman | TE/OLB | 12 | 6-3 | 180 | 86 | Zach Huff | WR/OLB | 10 | 5-9 | 155 |

Otten, and could start at the tackle spots up front with Alex Grieshop also in the mix. Harlamert will be the strong-side defensive end while Zach Gerlach, Brunet and Keith Buening will also see plenty of playing time in the trenches.

Huber and Sieftring are set at the two cornerback spots to anchor the secondary while Alex Pax is also in the mix. Troy Otten, Stammen and Kyle Post will rotate at safety.

"We are pretty deep (in the secondary), but the two starting corners are Caleb and Josh," said Otten. "Those two are really solid. Alex has worked in there a bunch.

"Between Troy, Alex Stammen and Aaron Mestemacker, even Kyle Post has some potential (at safety), there's three to four guys. When we play teams like Kenton, we'll have five DBs back there. We'll be running guys in and out. That depth

will really help us."

SPECIAL TEAMS

Troy Otten was 42-of-50 in PAT attempts last season and made three of his four field-goal tries.

Bergman was the punter last season and his 35.9 average per punt earned him all-district honors. Vinny Drosesch will be the long snapper.

OUTLOOK

It will be a challenging start to the season for the Cavaliers

as Coldwater hosts Kenton on Friday night before traveling to Green Meadows Conference foe Hicksville in week two.

"You'd obviously like to get two wins off the bat because those two non-league teams, when they're good, get you a ton of points," said Otten. "But, we're looking to compete every game. This group (juniors and seniors) has all been to state at least twice. ... They want to go back."

Game Stats

Schedule - Results 11-4

| | |
|------------------|-------|
| Kenton | 17-24 |
| @ Hicksville | 51-13 |
| Anna | 17-00 |
| @ St. Henry | 28-07 |
| Versailles | 36-19 |
| @ Parkway | 28-00 |
| Delphos St. John | 17-14 |
| @ Marion Local | 00-07 |
| New Bremen | 30-21 |
| @ Minster | 06-22 |

Regional Playoffs

| | |
|----------------|-------|
| @ Covington | 31-07 |
| Versailles | 43-00 |
| West Jefferson | 28-06 |

State Playoffs

| | |
|------------|-------|
| Hicksville | 41-21 |
| Kirtland | 07-28 |



Coldwater vs Kenton
August 26,2011 at Cavalier Stadium - Coldwater
Final Statistics



Score by Quarters

| | 1 | 2 | 3 | 4 | Final |
|------------------|----------|----------|----------|----------|--------------|
| Coldwater | 7 | 3 | 0 | 7 | 17 |
| Kenton | 8 | 8 | 0 | 8 | 24 |

Team Statistics

| | | <u>Coldwater</u> | <u>Kenton</u> |
|-------------------------------|-------------------------------|-------------------------|----------------------|
| Offensive | First Downs | 17 | 21 |
| | by Run | 5 | 10 |
| | by Pass | 11 | 10 |
| | by Penalty | 1 | 1 |
| | Rushes - Yards | 23-38 | 34-141 |
| | Passes Comp - Att - Yds - Int | 21-39-254-2 | 25-32-215-0 |
| Total Offensive Plays - Yards | | 62-292 | 66-356 |
| Kicking Game | Punt Returns - Avg - Long | 1-12-12 | 1-6-6 |
| | Kickoff Returns - Avg - Long | 4-6-12 | 4-21-32 |
| | Field Goals Made - Att - Long | 1-1-48 | 0-0-0 |
| | Punts - Average - Long | 1-38-38 | 2-50-59 |
| Turnovers | Intercepted By | 0 | 2 |
| | Fumbles - Lost | 0-0 | 3-2 |
| | Penalties - Yards | 9-68 | 8-52 |

Scoring Summary

| <u>Team</u> | <u>Time</u> | <u>Qtr</u> | <u>Scoring Play</u> | <u>Conversion</u> | <u>PL-Yds</u> | <u>Score</u> |
|--------------------|--------------------|-------------------|--|--------------------------|----------------------|---------------------|
| Kenton | 05:41 | 1 | Maty Mauk 2 yd run | Pass Completed | 10-52 | 0 - 8 |
| Coldwater | 01:05 | 1 | Caleb Siefiring 13 yd pass from Austin Bruns | Troy Otten kick good | 9-73 | 7 - 8 |
| Kenton | 00:18 | 2 | Matt Bahr 16 yd pass from Maty Mauk | Maty Mauk run good | 5-49 | 7 - 16 |
| Coldwater | 00:00 | 2 | Troy Otten 48 yd field goal | | 4-60 | 10 - 16 |
| Coldwater | 08:19 | 4 | Alex Stammen 30 yd pass from Austin Bruns | Troy Otten kick good | 9-60 | 17 - 16 |
| Kenton | 03:07 | 4 | Maty Mauk 2 yd run | Maty Mauk run good | 11-71 | 17 - 24 |

Individual Statistics

Coldwater

| <u>Rushing</u> | <u>Att</u> | <u>Yds</u> | <u>TD</u> | <u>Lg</u> | <u>Avg</u> |
|-----------------|------------|------------|-----------|-----------|------------|
| Drew Klosterman | 4 | 5 | 0 | 4 | 1.3 |
| Austin Bruns | 17 | 28 | 0 | 10 | 1.6 |
| Josh Huber | 1 | 6 | 0 | 6 | 6.0 |
| Jordan Chapin | 1 | -1 | 0 | -1 | -1.0 |

Kenton

| <u>Rushing</u> | <u>Att</u> | <u>Yds</u> | <u>TD</u> | <u>Lg</u> | <u>Avg</u> |
|----------------|------------|------------|-----------|-----------|------------|
| Maty Mauk | 34 | 141 | 2 | 17 | 1.4 |

| <u>Passing</u> | <u>Att</u> | <u>Cmp</u> | <u>Int</u> | <u>Yds</u> | <u>TD</u> | <u>Lng</u> |
|----------------|------------|------------|------------|------------|-----------|------------|
| Austin Bruns | 39 | 21 | 2 | 254 | 2 | 30 |

| <u>Passing</u> | <u>Att</u> | <u>Cmp</u> | <u>Int</u> | <u>Yds</u> | <u>TD</u> | <u>Lng</u> |
|----------------|------------|------------|------------|------------|-----------|------------|
| Maty Mauk | 32 | 25 | 0 | 215 | 1 | 33 |

| <u>Receiving</u> | <u>Cat</u> | <u>Yds</u> | <u>TD</u> | <u>Lng</u> | <u>Avg</u> |
|------------------|------------|------------|-----------|------------|------------|
| Caleb Siefring | 5 | 67 | 1 | 20 | 13.4 |
| Troy Otten | 4 | 50 | 0 | 19 | 12.5 |
| Drew Klosterman | 1 | -1 | 0 | -1 | -1.0 |
| Aaron Mestemaker | 3 | 59 | 0 | 29 | 19.7 |
| Alex Stammen | 3 | 47 | 1 | 30 | 15.7 |
| Jordan Chapin | 2 | 17 | 0 | 17 | 8.5 |
| Eric Schmackers | 2 | 8 | 0 | 5 | 4.0 |
| Josh Huber | 1 | 7 | 0 | 7 | 7.0 |

| <u>Receiving</u> | <u>Cat</u> | <u>Yds</u> | <u>TD</u> | <u>Lng</u> | <u>Avg</u> |
|------------------|------------|------------|-----------|------------|------------|
| Justin Sawmiller | 11 | 87 | 0 | 15 | 7.9 |
| Zach Wolowicz | 7 | 37 | 0 | 15 | 5.3 |
| Matt Bahr | 4 | 28 | 1 | 16 | 7.0 |
| Brice Fackler | 2 | 48 | 0 | 33 | 24.0 |
| Kasey Rawlins | 1 | 15 | 0 | 15 | 15.0 |

| <u>Punting</u> | <u>No</u> | <u>Yds</u> | <u>Avg</u> | <u>Lng</u> | <u>Blk</u> |
|----------------|-----------|------------|------------|------------|------------|
| Kyle Bergman | 1 | 38 | 38 | 38 | 0 |

| <u>Punting</u> | <u>No</u> | <u>Yds</u> | <u>Avg</u> | <u>Lng</u> | <u>Blk</u> |
|----------------|-----------|------------|------------|------------|------------|
| Maty Mauk | 2 | 100 | 50 | 59 | 0 |

| <u>Kickoffs</u> | <u>No</u> | <u>Yds</u> | <u>Avg</u> | <u>Lng</u> | <u>Blk</u> |
|-----------------|-----------|------------|------------|------------|------------|
| Troy Otten | 4 | 190 | 48 | 59 | 0 |

| <u>Kickoffs</u> | <u>No</u> | <u>Yds</u> | <u>Avg</u> | <u>Lng</u> | <u>Blk</u> |
|------------------|-----------|------------|------------|------------|------------|
| Justin Sawmiller | 4 | 121 | 30.3 | 39 | 0 |

| <u>Punt Returns</u> | <u>No</u> | <u>Yds</u> | <u>TD</u> | <u>Lng</u> |
|---------------------|-----------|------------|-----------|------------|
| Troy Otten | 1 | 12 | 0 | 12 |

| <u>Punt Returns</u> | <u>No</u> | <u>Yds</u> | <u>TD</u> | <u>Lng</u> |
|---------------------|-----------|------------|-----------|------------|
| Brice Fackler | 1 | 6 | 0 | 6 |

| <u>Kick Returns</u> | <u>No</u> | <u>Yds</u> | <u>TD</u> | <u>Lng</u> |
|---------------------|-----------|------------|-----------|------------|
| Troy Otten | 1 | 8 | 0 | 8 |
| Jordan Klosterman | 1 | 0 | 0 | 0 |
| Derek Collett | 1 | 3 | 0 | 3 |
| Josh Huber | 1 | 12 | 0 | 12 |

| <u>Kick Returns</u> | <u>No</u> | <u>Yds</u> | <u>TD</u> | <u>Lng</u> |
|---------------------|-----------|------------|-----------|------------|
| Kieran Fetter | 2 | 58 | 0 | 32 |
| Noah Furbush | 1 | 13 | 0 | 13 |
| Sean Kelly | 1 | 14 | 0 | 14 |

| <u>Interceptions</u> | <u>No</u> | <u>Yds</u> | <u>TD</u> | <u>Avg</u> |
|----------------------|-----------|------------|-----------|------------|
|----------------------|-----------|------------|-----------|------------|

| <u>Interceptions</u> | <u>No</u> | <u>Yds</u> | <u>TD</u> | <u>Avg</u> |
|----------------------|-----------|------------|-----------|------------|
| Sean Kelly | 1 | 0 | 0 | 0.0 |
| Brice Fackler | 1 | 0 | 0 | 0.0 |



Coldwater vs Hicksville
September 02, 2011 at Hicksville
Final Statistics



Score by Quarters

| | 1 | 2 | 3 | 4 | Final |
|-------------------|----------|----------|----------|----------|--------------|
| Coldwater | 27 | 7 | 3 | 14 | 51 |
| Hicksville | 7 | 0 | 0 | 6 | 13 |

Team Statistics

| | | <u>Coldwater</u> | <u>Hicksville</u> |
|--------------------------------------|-------------------------------|-------------------------|--------------------------|
| Offensive | First Downs | 15 | 9 |
| | by Run | 7 | 6 |
| | by Pass | 6 | 1 |
| | by Penalty | 2 | 2 |
| | Rushes - Yards | 20-171 | 36-126 |
| | Passes Comp - Att - Yds - Int | 14-18-183-0 | 10-20-83-2 |
| Total Offensive Plays - Yards | | 38-354 | 56-209 |
| Kicking Game | Punt Returns - Avg - Long | 2-10-19 | 1-2-2 |
| | Kickoff Returns - Avg - Long | 3-10-18 | 2-13-18 |
| | Field Goals Made - Att - Long | 1-2-47 | 0-0-0 |
| | Punts - Average - Long | 2-49-50 | 6-31-46 |
| Turnovers | Intercepted By | 2 | 0 |
| | Fumbles - Lost | 2-1 | 3-1 |
| | Penalties - Yards | 5-41 | 4-50 |

Scoring Summary

| <u>Team</u> | <u>Time</u> | <u>Qtr</u> | <u>Scoring Play</u> | <u>Conversion</u> | <u>PL-Yds</u> | <u>Score</u> |
|--------------------|--------------------|-------------------|---|--------------------------|----------------------|---------------------|
| Coldwater | 11:04 | 1 | Drew Klosterman 59 yd run | Troy Otten kick good | 3-68 | 7 - 0 |
| Coldwater | 09:15 | 1 | Caleb Siefing 33 yd pass from Austin Bruns | Troy Otten kick good | 1-33 | 14 - 0 |
| Hicksville | 08:26 | 1 | Justin Miller 73 yd run | Seth Klepper kick good | 2-80 | 14 - 7 |
| Coldwater | 03:18 | 1 | Alex Stammen 39 yd pass from Austin Bruns | Troy Otten kick failed | 3-43 | 20 - 7 |
| Coldwater | 03:03 | 1 | Aaron Mestemaker 27 yd interception | Troy Otten kick good | 1-27 | 27 - 7 |
| Coldwater | 02:09 | 2 | Aaron Mestemaker 11 yd pass from Austin Bruns | Troy Otten kick good | 2-16 | 34 - 7 |
| Coldwater | 00:50 | 3 | Troy Otten 20 yd field goal | | 7-65 | 37 - 7 |
| Coldwater | 11:52 | 4 | Josh Huber 28 yd interception | Troy Otten kick good | 1-28 | 44 - 7 |
| Hicksville | 06:06 | 4 | Charlie Emenhiser 20 yd pass from Justin Miller | Seth Klepper kick failed | 13-80 | 44 - 13 |
| Coldwater | 05:39 | 4 | Mitch Schoenherr 48 yd run | Kyle Bergman kick good | 2-60 | 51 - 13 |

Individual Statistics

Coldwater

| <u>Rushing</u> | <u>Att</u> | <u>Yds</u> | <u>TD</u> | <u>Lg</u> | <u>Avg</u> |
|------------------|------------|------------|-----------|-----------|------------|
| Austin Bruns | 5 | -12 | 0 | 3 | -2.4 |
| Drew Klosterman | 6 | 85 | 1 | 59 | 14.2 |
| Jordan Chapin | 1 | 8 | 0 | 8 | 8.0 |
| Mitch Feltz | 3 | 31 | 0 | 18 | 10.3 |
| Kyle Post | 1 | 17 | 0 | 17 | 17.0 |
| Mitch Schoenherr | 1 | 48 | 1 | 48 | 48.0 |
| Nick Staugler | 1 | 4 | 0 | 4 | 4.0 |
| Team | 2 | -10 | 0 | -5 | -5.0 |

Hicksville

| <u>Rushing</u> | <u>Att</u> | <u>Yds</u> | <u>TD</u> | <u>Lg</u> | <u>Avg</u> |
|-------------------|------------|------------|-----------|-----------|------------|
| Seth Klepper | 13 | 10 | 0 | 6 | 0.8 |
| Justin Miller | 12 | 113 | 1 | 73 | 9.4 |
| Kaleb Johns | 6 | 10 | 0 | 9 | 1.7 |
| Charlie Emenhiser | 1 | -3 | 0 | -3 | -3.0 |
| Devon Wulff | 3 | -3 | 0 | 4 | -1.0 |
| Nick Hart | 1 | -1 | 0 | -1 | -1.0 |

| <u>Passing</u> | <u>Att</u> | <u>Cmp</u> | <u>Int</u> | <u>Yds</u> | <u>TD</u> | <u>Lng</u> |
|----------------|------------|------------|------------|------------|-----------|------------|
| Austin Bruns | 18 | 14 | 0 | 183 | 3 | 39 |

| <u>Passing</u> | <u>Att</u> | <u>Cmp</u> | <u>Int</u> | <u>Yds</u> | <u>TD</u> | <u>Lng</u> |
|----------------|------------|------------|------------|------------|-----------|------------|
| Justin Miller | 18 | 8 | 2 | 71 | 1 | 20 |
| Conner Yoder | 2 | 2 | 0 | 12 | 0 | 7 |

| <u>Receiving</u> | <u>Cat</u> | <u>Yds</u> | <u>TD</u> | <u>Lng</u> | <u>Avg</u> |
|------------------|------------|------------|-----------|------------|------------|
| Troy Otten | 2 | 30 | 0 | 19 | 15.0 |
| Caleb Siefring | 3 | 40 | 1 | 33 | 13.3 |
| Jordan Chapin | 1 | 2 | 0 | 2 | 2.0 |
| Eric Schmackers | 3 | 38 | 0 | 18 | 12.7 |
| Drew Klosterman | 2 | 14 | 0 | 12 | 7.0 |
| Alex Stammen | 1 | 39 | 1 | 39 | 39.0 |
| Aaron Mestemaker | 2 | 20 | 1 | 11 | 10.0 |

| <u>Receiving</u> | <u>Cat</u> | <u>Yds</u> | <u>TD</u> | <u>Lng</u> | <u>Avg</u> |
|-------------------|------------|------------|-----------|------------|------------|
| Shane Bostic | 1 | 7 | 0 | 7 | 7.0 |
| Kaleb Johns | 1 | 13 | 0 | 13 | 13.0 |
| Christian Sexton | 1 | 5 | 0 | 5 | 5.0 |
| Seth Klepper | 1 | 0 | 0 | 0 | 0.0 |
| Dean Conley | 2 | 14 | 0 | 9 | 7.0 |
| Charlie Emenhiser | 2 | 32 | 1 | 20 | 16.0 |
| Nick Hart | 1 | 7 | 0 | 7 | 7.0 |
| Danny Turk | 1 | 5 | 0 | 5 | 5.0 |

| <u>Punting</u> | <u>No</u> | <u>Yds</u> | <u>Avg</u> | <u>Lng</u> | <u>Blk</u> |
|----------------|-----------|------------|------------|------------|------------|
| Kyle Bergman | 2 | 97 | 49 | 50 | 0 |

| <u>Punting</u> | <u>No</u> | <u>Yds</u> | <u>Avg</u> | <u>Lng</u> | <u>Blk</u> |
|----------------|-----------|------------|------------|------------|------------|
| Justin Miller | 6 | 186 | 31 | 46 | 0 |

| <u>Kickoffs</u> | <u>No</u> | <u>Yds</u> | <u>Avg</u> | <u>Lng</u> | <u>Blk</u> |
|-----------------|-----------|------------|------------|------------|------------|
| Troy Otten | 8 | 475 | 59 | 60 | 0 |
| Kyle Bergman | 1 | 35 | 35 | 35 | 0 |

| <u>Kickoffs</u> | <u>No</u> | <u>Yds</u> | <u>Avg</u> | <u>Lng</u> | <u>Blk</u> |
|-----------------|-----------|------------|------------|------------|------------|
| Seth Klepper | 3 | 102 | 34 | 38 | 0 |

| <u>Punt Returns</u> | <u>No</u> | <u>Yds</u> | <u>TD</u> | <u>Lng</u> |
|---------------------|-----------|------------|-----------|------------|
| Troy Otten | 2 | 19 | 0 | 19 |

| <u>Punt Returns</u> | <u>No</u> | <u>Yds</u> | <u>TD</u> | <u>Lng</u> |
|---------------------|-----------|------------|-----------|------------|
| Kaleb Johns | 1 | 2 | 0 | 2 |

| <u>Kick Returns</u> | <u>No</u> | <u>Yds</u> | <u>TD</u> | <u>Lng</u> |
|---------------------|-----------|------------|-----------|------------|
| Jordan Klosterman | 1 | 0 | 0 | 0 |
| Troy Otten | 1 | 12 | 0 | 12 |
| Alex Stammen | 1 | 18 | 0 | 18 |

| <u>Kick Returns</u> | <u>No</u> | <u>Yds</u> | <u>TD</u> | <u>Lng</u> |
|---------------------|-----------|------------|-----------|------------|
| Dean Conley | 1 | 18 | 0 | 18 |
| Team | 1 | 8 | 0 | 8 |

| <u>Interceptions</u> | <u>No</u> | <u>Yds</u> | <u>TD</u> | <u>Avg</u> |
|----------------------|-----------|------------|-----------|------------|
| Aaron Mestemaker | 1 | 27 | 1 | 27.0 |
| Josh Huber | 1 | 28 | 1 | 28.0 |

| <u>Interceptions</u> | <u>No</u> | <u>Yds</u> | <u>TD</u> | <u>Avg</u> |
|----------------------|-----------|------------|-----------|------------|
|----------------------|-----------|------------|-----------|------------|



Coldwater vs Anna
 September 09,2011 at Cavalier Stadium - Coldwater
 Final Statistics



Score by Quarters

| | 1 | 2 | 3 | 4 | Final |
|------------------|----------|----------|----------|----------|--------------|
| Coldwater | 10 | 7 | 0 | 0 | 17 |
| Anna | 0 | 0 | 0 | 0 | 0 |

Team Statistics

| | | <u>Coldwater</u> | <u>Anna</u> |
|--------------------------------------|-------------------------------|-------------------------|--------------------|
| Offensive | First Downs | 12 | 10 |
| | by Run | 7 | 6 |
| | by Pass | 5 | 4 |
| | by Penalty | 0 | 0 |
| | Rushes - Yards | 30-132 | 38-96 |
| | Passes Comp - Att - Yds - Int | 8-15-72-0 | 9-16-129-0 |
| Total Offensive Plays - Yards | | 45-204 | 54-225 |
| Kicking Game | Punt Returns - Avg - Long | 4-5-7 | 1-16-16 |
| | Kickoff Returns - Avg - Long | 1-13-13 | 3-14-20 |
| | Field Goals Made - Att - Long | 1-1-27 | 0-1-0 |
| | Punts - Average - Long | 6-44-51 | 5-34-44 |
| Turnovers | Interceptioned By | 0 | 0 |
| | Fumbles - Lost | 1-1 | 3-3 |
| | Penalties - Yards | 4-39 | 2-10 |

Scoring Summary

| <u>Team</u> | <u>Time</u> | <u>Qtr</u> | <u>Scoring Play</u> | <u>Conversion</u> | <u>PL-Yds</u> | <u>Score</u> |
|--------------------|--------------------|-------------------|---|--------------------------|----------------------|---------------------|
| Coldwater | 06:09 | 1 | Drew Klosterman 2 yd run | Troy Otten kick good | 2-10 | 7 - 0 |
| Coldwater | 00:10 | 1 | Troy Otten 27 yd field goal | | 8-58 | 10 - 0 |
| Coldwater | 08:43 | 2 | Aaron Mestemaker 12 yd pass from Austin Bruns | Troy Otten kick good | 6-48 | 17 - 0 |

Individual Statistics

Coldwater

| <u>Rushing</u> | <u>Att</u> | <u>Yds</u> | <u>TD</u> | <u>Lg</u> | <u>Avg</u> |
|-----------------|------------|------------|-----------|-----------|------------|
| Austin Bruns | 16 | 92 | 0 | 28 | 5.8 |
| Drew Klosterman | 8 | 13 | 1 | 5 | 1.6 |
| Caleb Siefring | 2 | 21 | 0 | 12 | 10.5 |
| Jordan Chapin | 2 | 6 | 0 | 4 | 3.0 |
| Derek Collett | 1 | 1 | 0 | 1 | 1.0 |
| Team | 1 | -1 | 0 | -1 | -1.0 |

Anna

| <u>Rushing</u> | <u>Att</u> | <u>Yds</u> | <u>TD</u> | <u>Lg</u> | <u>Avg</u> |
|-------------------|------------|------------|-----------|-----------|------------|
| Cole Furgason | 21 | 43 | 0 | 9 | 2.0 |
| Gage Beasecker | 9 | 59 | 0 | 37 | 6.6 |
| Jay Meyer | 4 | -20 | 0 | -2 | -5.0 |
| Wes Wolters | 1 | 8 | 0 | 8 | 8.0 |
| Dustin Noffsinger | 3 | 6 | 0 | 4 | 2.0 |

| <u>Passing</u> | <u>Att</u> | <u>Cmp</u> | <u>Int</u> | <u>Yds</u> | <u>TD</u> | <u>Lng</u> |
|----------------|------------|------------|------------|------------|-----------|------------|
| Austin Bruns | 15 | 8 | 0 | 72 | 1 | 16 |

| <u>Passing</u> | <u>Att</u> | <u>Cmp</u> | <u>Int</u> | <u>Yds</u> | <u>TD</u> | <u>Lng</u> |
|----------------|------------|------------|------------|------------|-----------|------------|
| Jay Meyer | 15 | 8 | 0 | 86 | 0 | 27 |
| Cole Furgason | 1 | 1 | 0 | 43 | 0 | 43 |

| <u>Receiving</u> | <u>Cat</u> | <u>Yds</u> | <u>TD</u> | <u>Lng</u> | <u>Avg</u> |
|------------------|------------|------------|-----------|------------|------------|
| Caleb Siefring | 3 | 30 | 0 | 16 | 10.0 |
| Troy Otten | 1 | 1 | 0 | 1 | 1.0 |
| Alex Stammen | 1 | 13 | 0 | 13 | 13.0 |
| Aaron Mestemaker | 3 | 28 | 1 | 12 | 9.3 |

| <u>Receiving</u> | <u>Cat</u> | <u>Yds</u> | <u>TD</u> | <u>Lng</u> | <u>Avg</u> |
|-------------------|------------|------------|-----------|------------|------------|
| Nathan Metz | 3 | 54 | 0 | 27 | 18.0 |
| Dustin Noffsinger | 2 | 10 | 0 | 8 | 5.0 |
| Cole Furgason | 1 | 2 | 0 | 2 | 2.0 |
| Chandon Williams | 2 | 51 | 0 | 43 | 25.5 |
| Wes Wolters | 1 | 12 | 0 | 12 | 12.0 |

| <u>Punting</u> | <u>No</u> | <u>Yds</u> | <u>Avg</u> | <u>Lng</u> | <u>Blk</u> |
|----------------|-----------|------------|------------|------------|------------|
| Kyle Bergman | 6 | 261 | 44 | 51 | 0 |

| <u>Punting</u> | <u>No</u> | <u>Yds</u> | <u>Avg</u> | <u>Lng</u> | <u>Blk</u> |
|----------------|-----------|------------|------------|------------|------------|
| Maverick Long | 5 | 172 | 34.4 | 44 | 0 |

| <u>Kickoffs</u> | <u>No</u> | <u>Yds</u> | <u>Avg</u> | <u>Lng</u> | <u>Blk</u> |
|-----------------|-----------|------------|------------|------------|------------|
| Troy Otten | 4 | 226 | 57 | 60 | 0 |

| <u>Kickoffs</u> | <u>No</u> | <u>Yds</u> | <u>Avg</u> | <u>Lng</u> | <u>Blk</u> |
|-----------------|-----------|------------|------------|------------|------------|
| Nathan Metz | 1 | 42 | 42 | 42 | 0 |

| <u>Punt Returns</u> | <u>No</u> | <u>Yds</u> | <u>TD</u> | <u>Lng</u> |
|---------------------|-----------|------------|-----------|------------|
| Troy Otten | 3 | 19 | 0 | 7 |
| Kyle Post | 1 | 0 | 0 | 0 |

| <u>Punt Returns</u> | <u>No</u> | <u>Yds</u> | <u>TD</u> | <u>Lng</u> |
|---------------------|-----------|------------|-----------|------------|
| Cole Furgason | 1 | 16 | 0 | 16 |

| <u>Kick Returns</u> | <u>No</u> | <u>Yds</u> | <u>TD</u> | <u>Lng</u> |
|---------------------|-----------|------------|-----------|------------|
| Troy Otten | 1 | 13 | 0 | 13 |

| <u>Kick Returns</u> | <u>No</u> | <u>Yds</u> | <u>TD</u> | <u>Lng</u> |
|---------------------|-----------|------------|-----------|------------|
| Number 19 | 2 | 21 | 0 | 16 |
| Cole Furgason | 1 | 20 | 0 | 20 |

| <u>Interceptions</u> | <u>No</u> | <u>Yds</u> | <u>TD</u> | <u>Avg</u> |
|----------------------|-----------|------------|-----------|------------|
|----------------------|-----------|------------|-----------|------------|

| <u>Interceptions</u> | <u>No</u> | <u>Yds</u> | <u>TD</u> | <u>Avg</u> |
|----------------------|-----------|------------|-----------|------------|
|----------------------|-----------|------------|-----------|------------|



Coldwater vs St Henry
September 16,2011 at Wally Post Athletic Complex - St. Henry
Final Statistics



Score by Quarters

| | 1 | 2 | 3 | 4 | Final |
|------------------|----------|----------|----------|----------|--------------|
| Coldwater | 7 | 7 | 14 | 0 | 28 |
| St Henry | 0 | 7 | 0 | 0 | 7 |

Team Statistics

| | | <u>Coldwater</u> | <u>St Henry</u> |
|-------------------------------|-------------------------------|-------------------------|------------------------|
| Offensive | First Downs | 15 | 18 |
| | by Run | 7 | 7 |
| | by Pass | 7 | 11 |
| | by Penalty | 1 | 0 |
| | Rushes - Yards | 25-146 | 27-63 |
| | Passes Comp - Att - Yds - Int | 11-22-218-1 | 27-41-266-2 |
| Total Offensive Plays - Yards | | 47-364 | 68-329 |
| Kicking Game | Punt Returns - Avg - Long | 1-29-29 | 1-8-8 |
| | Kickoff Returns - Avg - Long | 2-10-11 | 0-0-0 |
| | Field Goals Made - Att - Long | 0-0-0 | 0-0-0 |
| | Punts - Average - Long | 2-40-41 | 2-32-36 |
| Turnovers | Interceptioned By | 2 | 1 |
| | Fumbles - Lost | 1-1 | 0-0 |
| | Penalties - Yards | 4-22 | 4-26 |

Scoring Summary

| <u>Team</u> | <u>Time</u> | <u>Qtr</u> | <u>Scoring Play</u> | <u>Conversion</u> | <u>PL-Yds</u> | <u>Score</u> |
|--------------------|--------------------|-------------------|---|--------------------------|----------------------|---------------------|
| Coldwater | 02:57 | 1 | Aaron Mestemaker 41 yd pass from Austin Bruns | Troy Otten kick good | 10-98 | 7 - 0 |
| Coldwater | 08:12 | 2 | Josh Huber 52 yd pass from Austin Bruns | Troy Otten kick good | 3-80 | 14 - 0 |
| St Henry | 00:29 | 2 | Matt Osterholt 7 yd pass from Kyle Stahl | Alex Post kick good | 6-76 | 14 - 7 |
| Coldwater | 09:33 | 3 | Jordan Chapin 27 yd run | Troy Otten kick good | 6-71 | 21 - 7 |
| Coldwater | 00:16 | 3 | Caleb Siefring 6 yd pass from Austin Bruns | Troy Otten kick good | 4-50 | 28 - 7 |

Individual Statistics

Coldwater

| <u>Rushing</u> | <u>Att</u> | <u>Yds</u> | <u>TD</u> | <u>Lg</u> | <u>Avg</u> |
|-----------------|------------|------------|-----------|-----------|------------|
| Jordan Chapin | 7 | 38 | 1 | 27 | 5.4 |
| Austin Bruns | 12 | 90 | 0 | 33 | 7.5 |
| Caleb Siefring | 1 | 4 | 0 | 4 | 4.0 |
| Drew Klosterman | 5 | 14 | 0 | 9 | 2.8 |

St Henry

| <u>Rushing</u> | <u>Att</u> | <u>Yds</u> | <u>TD</u> | <u>Lg</u> | <u>Avg</u> |
|------------------|------------|------------|-----------|-----------|------------|
| Jordan Osterholt | 7 | 13 | 0 | 4 | 1.9 |
| Kyle Stahl | 20 | 50 | 0 | 12 | 2.5 |

| <u>Passing</u> | <u>Att</u> | <u>Cmp</u> | <u>Int</u> | <u>Yds</u> | <u>TD</u> | <u>Lng</u> |
|----------------|------------|------------|------------|------------|-----------|------------|
| Austin Bruns | 22 | 11 | 1 | 218 | 3 | 52 |

| <u>Passing</u> | <u>Att</u> | <u>Cmp</u> | <u>Int</u> | <u>Yds</u> | <u>TD</u> | <u>Lng</u> |
|----------------|------------|------------|------------|------------|-----------|------------|
| Kyle Stahl | 41 | 27 | 2 | 266 | 1 | 55 |

| <u>Receiving</u> | <u>Cat</u> | <u>Yds</u> | <u>TD</u> | <u>Lng</u> | <u>Avg</u> |
|------------------|------------|------------|-----------|------------|------------|
| Alex Stammen | 3 | 49 | 0 | 28 | 16.3 |
| Aaron Mestemaker | 4 | 72 | 1 | 41 | 18.0 |
| Josh Huber | 2 | 96 | 1 | 52 | 48.0 |
| Troy Otten | 1 | -5 | 0 | -5 | -5.0 |
| Caleb Siefring | 1 | 6 | 1 | 6 | 6.0 |

| <u>Receiving</u> | <u>Cat</u> | <u>Yds</u> | <u>TD</u> | <u>Lng</u> | <u>Avg</u> |
|-------------------|------------|------------|-----------|------------|------------|
| Matt Osterholt | 12 | 67 | 1 | 12 | 5.6 |
| Trey Rutschilling | 2 | 23 | 0 | 16 | 11.5 |
| Alex Post | 8 | 88 | 0 | 20 | 11.0 |
| Jordan Osterholt | 1 | 1 | 0 | 1 | 1.0 |
| Kent Stammen | 2 | 72 | 0 | 55 | 36.0 |
| Nathan Uhlenhake | 1 | 7 | 0 | 7 | 7.0 |
| Dominic Leugers | 1 | 8 | 0 | 8 | 8.0 |

| <u>Punting</u> | <u>No</u> | <u>Yds</u> | <u>Avg</u> | <u>Lng</u> | <u>Blk</u> |
|----------------|-----------|------------|------------|------------|------------|
| Kyle Bergman | 2 | 80 | 40 | 41 | 0 |

| <u>Punting</u> | <u>No</u> | <u>Yds</u> | <u>Avg</u> | <u>Lng</u> | <u>Blk</u> |
|----------------|-----------|------------|------------|------------|------------|
| Alex Post | 2 | 64 | 32 | 36 | 0 |

| <u>Kickoffs</u> | <u>No</u> | <u>Yds</u> | <u>Avg</u> | <u>Lng</u> | <u>Blk</u> |
|-----------------|-----------|------------|------------|------------|------------|
| Troy Otten | 5 | 300 | 60 | 60 | 0 |

| <u>Kickoffs</u> | <u>No</u> | <u>Yds</u> | <u>Avg</u> | <u>Lng</u> | <u>Blk</u> |
|-----------------|-----------|------------|------------|------------|------------|
| Alex Post | 2 | 81 | 40.5 | 42 | 0 |

| <u>Punt Returns</u> | <u>No</u> | <u>Yds</u> | <u>TD</u> | <u>Lng</u> |
|---------------------|-----------|------------|-----------|------------|
| Troy Otten | 1 | 29 | 0 | 29 |

| <u>Punt Returns</u> | <u>No</u> | <u>Yds</u> | <u>TD</u> | <u>Lng</u> |
|---------------------|-----------|------------|-----------|------------|
| Matt Osterholt | 1 | 8 | 0 | 8 |

| <u>Kick Returns</u> | <u>No</u> | <u>Yds</u> | <u>TD</u> | <u>Lng</u> |
|---------------------|-----------|------------|-----------|------------|
| Troy Otten | 1 | 8 | 0 | 8 |
| Josh Huber | 1 | 11 | 0 | 11 |

| <u>Kick Returns</u> | <u>No</u> | <u>Yds</u> | <u>TD</u> | <u>Lng</u> |
|---------------------|-----------|------------|-----------|------------|
|---------------------|-----------|------------|-----------|------------|

| <u>Interceptions</u> | <u>No</u> | <u>Yds</u> | <u>TD</u> | <u>Avg</u> |
|----------------------|-----------|------------|-----------|------------|
| Caleb Siefring | 2 | 1 | 0 | 0.5 |

| <u>Interceptions</u> | <u>No</u> | <u>Yds</u> | <u>TD</u> | <u>Avg</u> |
|----------------------|-----------|------------|-----------|------------|
| Alex Post | 1 | 0 | 0 | 0.0 |



Coldwater vs Versailles

September 23,2011 at Cavalier Stadium - Coldwater
Final Statistics



Score by Quarters

| | 1 | 2 | 3 | 4 | Final |
|-------------------|---|----|----|---|-------|
| Coldwater | 0 | 7 | 22 | 7 | 36 |
| Versailles | 0 | 13 | 6 | 0 | 19 |

Team Statistics

| | | <u>Coldwater</u> | <u>Versailles</u> |
|-------------------------------|-------------------------------|------------------|-------------------|
| Offensive | First Downs | 15 | 15 |
| | by Run | 8 | 8 |
| | by Pass | 7 | 7 |
| | by Penalty | 0 | 0 |
| | Rushes - Yards | 30-136 | 34-95 |
| | Passes Comp - Att - Yds - Int | 9-21-168-0 | 16-27-179-3 |
| Total Offensive Plays - Yards | | 51-304 | 61-274 |
| Kicking Game | Punt Returns - Avg - Long | 4-3-8 | 1-0-0 |
| | Kickoff Returns - Avg - Long | 4-42-95 | 3-20-21 |
| | Field Goals Made - Att - Long | --0 | 0-0-0 |
| | Punts - Average - Long | 5-35-45 | 5-44-50 |
| Turnovers | Intercepted By | 3 | 0 |
| | Fumbles - Lost | 1-1 | 0-0 |
| | Penalties - Yards | 6-22 | 4-39 |

Scoring Summary

| <u>Team</u> | <u>Time</u> | <u>Qtr</u> | <u>Scoring Play</u> | <u>Conversion</u> | <u>PL-Yds</u> | <u>Score</u> |
|-------------|-------------|------------|---|--------------------------|---------------|--------------|
| Versailles | 08:20 | 2 | Mike Rutschilling 27 yd pass from Nick Campbell | Chad Winner kick good | 9-80 | 0 - 7 |
| Coldwater | 08:05 | 2 | Josh Huber 95 yd kickoff return | Troy Otten kick good | 1-95 | 7 - 7 |
| Versailles | 05:41 | 2 | Mike Rutschilling 17 yd pass from Nick Campbell | Chad Winner kick failed | 1-17 | 7 - 13 |
| Versailles | 08:35 | 3 | Jacob Paulus 5 yd run | Run failed | 8-67 | 7 - 19 |
| Coldwater | 06:15 | 3 | Caleb Sieftring 18 yd pass from Austin Bruns | Troy Otten kick good | 1-18 | 14 - 19 |
| Coldwater | 01:38 | 3 | Caleb Sieftring 37 yd pass from Drew Klosterman | Drew Klosterman run good | 7-75 | 22 - 19 |
| Coldwater | 09:59 | 3 | Austin Bruns 19 yd run | Troy Otten kick good | 5-36 | 29 - 19 |
| Coldwater | 06:12 | 4 | Austin Bruns 10 yd run | Troy Otten kick good | 4-49 | 36 - 19 |

2 Coldwater TDs called back on penalties

Individual Statistics

Coldwater

| <u>Rushing</u> | <u>Att</u> | <u>Yds</u> | <u>TD</u> | <u>Lg</u> | <u>Avg</u> |
|-----------------|------------|------------|-----------|-----------|------------|
| Austin Bruns | 18 | 84 | 2 | 19 | 4.7 |
| Jordan Chapin | 5 | 32 | 0 | 27 | 6.4 |
| Caleb Siefring | 1 | 4 | 0 | 4 | 4.0 |
| Drew Klosterman | 3 | 5 | 0 | 3 | 1.7 |
| Derek Collett | 3 | 11 | 0 | 7 | 3.7 |

Versailles

| <u>Rushing</u> | <u>Att</u> | <u>Yds</u> | <u>TD</u> | <u>Lg</u> | <u>Avg</u> |
|----------------|------------|------------|-----------|-----------|------------|
| Aaron McNeilan | 12 | 29 | 0 | 9 | 2.4 |
| Nick Campbell | 19 | 59 | 0 | 12 | 3.1 |
| Jacob Paulus | 2 | 6 | 1 | 5 | 3.0 |
| Chad Winner | 1 | 1 | 0 | 1 | 1.0 |

| <u>Passing</u> | <u>Att</u> | <u>Cmp</u> | <u>Int</u> | <u>Yds</u> | <u>TD</u> | <u>Lng</u> |
|-----------------|------------|------------|------------|------------|-----------|------------|
| Austin Bruns | 20 | 8 | 0 | 131 | 1 | 38 |
| Drew Klosterman | 1 | 1 | 0 | 37 | 1 | 37 |

| <u>Passing</u> | <u>Att</u> | <u>Cmp</u> | <u>Int</u> | <u>Yds</u> | <u>TD</u> | <u>Lng</u> |
|----------------|------------|------------|------------|------------|-----------|------------|
| Nick Campbell | 27 | 16 | 3 | 179 | 2 | 40 |

| <u>Receiving</u> | <u>Cat</u> | <u>Yds</u> | <u>TD</u> | <u>Lng</u> | <u>Avg</u> |
|------------------|------------|------------|-----------|------------|------------|
| Josh Huber | 3 | 41 | 0 | 17 | 13.7 |
| Troy Otten | 1 | 38 | 0 | 38 | 38.0 |
| Kyle Post | 1 | 11 | 0 | 11 | 11.0 |
| Caleb Siefring | 3 | 71 | 2 | 37 | 23.7 |
| Aaron Mestemaker | 1 | 7 | 0 | 7 | 7.0 |

| <u>Receiving</u> | <u>Cat</u> | <u>Yds</u> | <u>TD</u> | <u>Lng</u> | <u>Avg</u> |
|-------------------|------------|------------|-----------|------------|------------|
| Mitchell Campbell | 7 | 63 | 0 | 13 | 9.0 |
| Ethan Bruns | 1 | -1 | 0 | -1 | -1.0 |
| Aaron McNeilan | 3 | 33 | 1 | 17 | 11.0 |
| Mike Rutschilling | 4 | 44 | 1 | 27 | 11.0 |
| Damian Richard | 1 | 40 | 0 | 40 | 40.0 |

| <u>Punting</u> | <u>No</u> | <u>Yds</u> | <u>Avg</u> | <u>Lng</u> | <u>Blk</u> |
|----------------|-----------|------------|------------|------------|------------|
| Kyle Bergman | 5 | 177 | 35 | 45 | 0 |

| <u>Punting</u> | <u>No</u> | <u>Yds</u> | <u>Avg</u> | <u>Lng</u> | <u>Blk</u> |
|----------------|-----------|------------|------------|------------|------------|
| Chad Winner | 5 | 218 | 43.6 | 50 | 0 |

| <u>Kickoffs</u> | <u>No</u> | <u>Yds</u> | <u>Avg</u> | <u>Lng</u> | <u>Blk</u> |
|-----------------|-----------|------------|------------|------------|------------|
| Troy Otten | 6 | 320 | 53 | 60 | 0 |

| <u>Kickoffs</u> | <u>No</u> | <u>Yds</u> | <u>Avg</u> | <u>Lng</u> | <u>Blk</u> |
|-----------------|-----------|------------|------------|------------|------------|
| Chad Winner | 4 | 179 | 44.8 | 55 | 0 |

| <u>Punt Returns</u> | <u>No</u> | <u>Yds</u> | <u>TD</u> | <u>Lng</u> |
|---------------------|-----------|------------|-----------|------------|
| Troy Otten | 3 | 2 | 0 | 4 |
| Caleb Siefring | 1 | 8 | 0 | 8 |

| <u>Punt Returns</u> | <u>No</u> | <u>Yds</u> | <u>TD</u> | <u>Lng</u> |
|---------------------|-----------|------------|-----------|------------|
| Ethan Bruns | 1 | 0 | 0 | 0 |

| <u>Kick Returns</u> | <u>No</u> | <u>Yds</u> | <u>TD</u> | <u>Lng</u> |
|---------------------|-----------|------------|-----------|------------|
| Jordan Klosterman | 1 | 14 | 0 | 14 |
| Josh Huber | 1 | 95 | 1 | 95 |
| Drew Klosterman | 1 | 15 | 0 | 15 |
| Troy Otten | 1 | 45 | 0 | 45 |

| <u>Kick Returns</u> | <u>No</u> | <u>Yds</u> | <u>TD</u> | <u>Lng</u> |
|---------------------|-----------|------------|-----------|------------|
| Aaron McNeilan | 1 | 21 | 0 | 21 |
| Ethan Bruns | 1 | 18 | 0 | 18 |
| Jacob Paulus | 1 | 21 | 0 | 21 |

| <u>Interceptions</u> | <u>No</u> | <u>Yds</u> | <u>TD</u> | <u>Avg</u> |
|----------------------|-----------|------------|-----------|------------|
| Jordan Klosterman | 2 | 17 | 0 | 8.5 |
| Josh Huber | 1 | 0 | 0 | 0.0 |

| <u>Interceptions</u> | <u>No</u> | <u>Yds</u> | <u>TD</u> | <u>Avg</u> |
|----------------------|-----------|------------|-----------|------------|
|----------------------|-----------|------------|-----------|------------|



Coldwater vs Parkway
September 30,2011 at Parkway High School - Rockford
Final Statistics



Score by Quarters

| | 1 | 2 | 3 | 4 | Final |
|------------------|----------|----------|----------|----------|--------------|
| Coldwater | 7 | 14 | 7 | 0 | 28 |
| Parkway | 0 | 0 | 0 | 0 | 0 |

Team Statistics

| | | <u>Coldwater</u> | <u>Parkway</u> |
|--------------------------------------|-------------------------------|-------------------------|-----------------------|
| Offensive | First Downs | 18 | 11 |
| | by Run | 9 | 5 |
| | by Pass | 8 | 6 |
| | by Penalty | 1 | 0 |
| | Rushes - Yards | 33-163 | 26-58 |
| | Passes Comp - Att - Yds - Int | 14-27-195-2 | 20-38-160-1 |
| Total Offensive Plays - Yards | | 60-358 | 64-218 |
| Kicking Game | Punt Returns - Avg - Long | 2-6-9 | 0-0-0 |
| | Kickoff Returns - Avg - Long | 1-14-14 | 3-10-15 |
| | Field Goals Made - Att - Long | --0 | 0-0-0 |
| | Punts - Average - Long | 2-47-50 | 5-36-44 |
| Turnovers | Intercepted By | 1 | 2 |
| | Fumbles - Lost | 1-1 | 0-0 |
| | Penalties - Yards | 5-56 | 5-55 |

Scoring Summary

| <u>Team</u> | <u>Time</u> | <u>Qtr</u> | <u>Scoring Play</u> | <u>Conversion</u> | <u>PL-Yds</u> | <u>Score</u> |
|--------------------|--------------------|-------------------|--|--------------------------|----------------------|---------------------|
| Coldwater | 02:54 | 1 | Caleb Siefiring 23 yd pass from Austin Bruns | Troy Otten kick good | 10-88 | 7 - 0 |
| Coldwater | 05:05 | 2 | Caleb Siefiring 9 yd pass from Austin Bruns | Troy Otten kick good | 10-77 | 14 - 0 |
| Coldwater | 01:00 | 2 | Aaron Mestemaker 9 yd pass from Austin Bruns | Troy Otten kick good | 6-41 | 21 - 0 |
| Coldwater | 02:57 | 3 | Drew Klosterman 22 yd run | Troy Otten kick good | 7-47 | 28 - 0 |

Individual Statistics

Coldwater

| <u>Rushing</u> | <u>Att</u> | <u>Yds</u> | <u>TD</u> | <u>Lg</u> | <u>Avg</u> |
|-----------------|------------|------------|-----------|-----------|------------|
| Austin Bruns | 11 | 54 | 0 | 18 | 4.9 |
| Jordan Chapin | 3 | 37 | 0 | 20 | 12.3 |
| Drew Klosterman | 15 | 72 | 1 | 22 | 4.8 |
| Derek Collett | 2 | 2 | 0 | 3 | 1.0 |
| Team | 2 | -2 | 0 | -1 | -1.0 |

Parkway

| <u>Rushing</u> | <u>Att</u> | <u>Yds</u> | <u>TD</u> | <u>Lg</u> | <u>Avg</u> |
|------------------|------------|------------|-----------|-----------|------------|
| Brandon Moorman | 5 | 3 | 0 | 2 | 0.6 |
| Riley Bransteter | 21 | 55 | 0 | 13 | 2.6 |

| <u>Passing</u> | <u>Att</u> | <u>Cmp</u> | <u>Int</u> | <u>Yds</u> | <u>TD</u> | <u>Lng</u> |
|----------------|------------|------------|------------|------------|-----------|------------|
| Austin Bruns | 27 | 14 | 2 | 195 | 3 | 28 |

| <u>Passing</u> | <u>Att</u> | <u>Cmp</u> | <u>Int</u> | <u>Yds</u> | <u>TD</u> | <u>Lng</u> |
|------------------|------------|------------|------------|------------|-----------|------------|
| Riley Bransteter | 38 | 20 | 1 | 160 | 0 | 36 |

| <u>Receiving</u> | <u>Cat</u> | <u>Yds</u> | <u>TD</u> | <u>Lng</u> | <u>Avg</u> |
|------------------|------------|------------|-----------|------------|------------|
| Josh Huber | 3 | 57 | 0 | 28 | 19.0 |
| Jordan Chapin | 1 | 1 | 0 | 1 | 1.0 |
| Aaron Mestemaker | 3 | 40 | 1 | 20 | 13.3 |
| Caleb Siefring | 2 | 32 | 2 | 23 | 16.0 |
| Troy Otten | 4 | 63 | 0 | 24 | 15.8 |
| Drew Klosterman | 1 | 2 | 0 | 2 | 2.0 |

| <u>Receiving</u> | <u>Cat</u> | <u>Yds</u> | <u>TD</u> | <u>Lng</u> | <u>Avg</u> |
|------------------|------------|------------|-----------|------------|------------|
| Derek Luth | 6 | 72 | 0 | 36 | 12.0 |
| Sean Mendez | 1 | 5 | 0 | 5 | 5.0 |
| Caleb Rodriguez | 10 | 78 | 0 | 16 | 7.8 |
| Brandon Moorman | 2 | 5 | 0 | 5 | 2.5 |
| Kris Gangwer | 1 | 0 | 0 | 0 | 0.0 |

| <u>Punting</u> | <u>No</u> | <u>Yds</u> | <u>Avg</u> | <u>Lng</u> | <u>Blk</u> |
|----------------|-----------|------------|------------|------------|------------|
| Kyle Bergman | 2 | 93 | 47 | 50 | 0 |

| <u>Punting</u> | <u>No</u> | <u>Yds</u> | <u>Avg</u> | <u>Lng</u> | <u>Blk</u> |
|----------------|-----------|------------|------------|------------|------------|
| Jonathon Fent | 5 | 181 | 36.2 | 44 | 0 |

| <u>Kickoffs</u> | <u>No</u> | <u>Yds</u> | <u>Avg</u> | <u>Lng</u> | <u>Blk</u> |
|-----------------|-----------|------------|------------|------------|------------|
| Troy Otten | 5 | 279 | 56 | 60 | 0 |

| <u>Kickoffs</u> | <u>No</u> | <u>Yds</u> | <u>Avg</u> | <u>Lng</u> | <u>Blk</u> |
|-----------------|-----------|------------|------------|------------|------------|
| Jonathon Fent | 1 | 40 | 40 | 40 | 0 |

| <u>Punt Returns</u> | <u>No</u> | <u>Yds</u> | <u>TD</u> | <u>Lng</u> |
|---------------------|-----------|------------|-----------|------------|
| Kyle Post | 1 | 9 | 0 | 9 |
| Troy Otten | 1 | 2 | 0 | 2 |

| <u>Punt Returns</u> | <u>No</u> | <u>Yds</u> | <u>TD</u> | <u>Lng</u> |
|---------------------|-----------|------------|-----------|------------|
| | | | | |

| <u>Kick Returns</u> | <u>No</u> | <u>Yds</u> | <u>TD</u> | <u>Lng</u> |
|---------------------|-----------|------------|-----------|------------|
| Eric Schmackers | 1 | 14 | 0 | 14 |

| <u>Kick Returns</u> | <u>No</u> | <u>Yds</u> | <u>TD</u> | <u>Lng</u> |
|---------------------|-----------|------------|-----------|------------|
| Riley Bransteter | 1 | 15 | 0 | 15 |
| Cody Schmitt | 2 | 15 | 0 | 15 |

| <u>Interceptions</u> | <u>No</u> | <u>Yds</u> | <u>TD</u> | <u>Avg</u> |
|----------------------|-----------|------------|-----------|------------|
| Josh Huber | 1 | 0 | 0 | 0.0 |

| <u>Interceptions</u> | <u>No</u> | <u>Yds</u> | <u>TD</u> | <u>Avg</u> |
|----------------------|-----------|------------|-----------|------------|
| Riley Bransteter | 1 | 0 | 0 | 0.0 |
| Jarret O'Neill | 1 | 0 | 0 | 0.0 |



Coldwater vs St. John's
October 07,2011 at Cavalier Stadium - Coldwater
Final Statistics



Score by Quarters

| | 1 | 2 | 3 | 4 | Final |
|-------------------|----------|----------|----------|----------|--------------|
| Coldwater | 10 | 0 | 0 | 7 | 17 |
| St. John's | 0 | 7 | 7 | 0 | 14 |

Team Statistics

| | | <u>Coldwater</u> | <u>St. John's</u> |
|--------------------------------------|-------------------------------|-------------------------|--------------------------|
| Offensive | First Downs | 9 | 12 |
| | by Run | 4 | 6 |
| | by Pass | 5 | 5 |
| | by Penalty | 0 | 1 |
| | Rushes - Yards | 22-52 | 41-104 |
| | Passes Comp - Att - Yds - Int | 11-24-155-1 | 8-18-75-3 |
| Total Offensive Plays - Yards | | 46-207 | 59-179 |
| Kicking Game | Punt Returns - Avg - Long | 1-0-0 | 3-7-13 |
| | Kickoff Returns - Avg - Long | 3-14-17 | 2-18-23 |
| | Field Goals Made - Att - Long | --0 | 0-0-0 |
| | Punts - Average - Long | 5-38-48 | 5-37-45 |
| Turnovers | Intercepted By | 3 | 1 |
| | Fumbles - Lost | 0-0 | 1-0 |
| | Penalties - Yards | 2-36 | 1-5 |

Scoring Summary

| <u>Team</u> | <u>Time</u> | <u>Qtr</u> | <u>Scoring Play</u> | <u>Conversion</u> | <u>PL-Yds</u> | <u>Score</u> |
|--------------------|--------------------|-------------------|---|--------------------------|----------------------|---------------------|
| Coldwater | 08:52 | 1 | Josh Huber 53 yd pass from Austin Bruns | Troy Otten kick good | 3-50 | 7 - 0 |
| Coldwater | 05:37 | 1 | Troy Otten 42 yd field goal | | 4-0 | 10 - 0 |
| St. John's | 00:02 | 2 | Jordan Bergfeld 1 yd run | Josh Rode kick good | 7-16 | 10 - 7 |
| St. John's | 03:19 | 3 | Jordan Bergfeld 24 yd run | Josh Rode kick good | 4-33 | 10 - 14 |
| Coldwater | 01:13 | 4 | Caleb Siefring 18 yd pass from Austin Bruns | Troy Otten kick good | 9-65 | 17 - 14 |

This game was sponsored by the United States Marine Corp as part of the Great American Rivalry Series. Before the game Coldwater's Alex Pax and Delphos St. John's Dylan Krendl were presented \$250 scholarships for their accomplishments on the gridiron, in the classroom and in their communities.

Following a very hard fought contest Coldwater's Caleb Siefring was presented the Great American Rivalry Series Most Valuable Player Award. Caleb had two interceptions, one of which led to a Coldwater touchdown, he also caught the game winning TD pass with just 1:13 remaining to give the Cavs a 17-14 victory over the Blue Jays.

Individual Statistics

Coldwater

| <u>Rushing</u> | <u>Att</u> | <u>Yds</u> | <u>TD</u> | <u>Lg</u> | <u>Avg</u> |
|-----------------|------------|------------|-----------|-----------|------------|
| Austin Bruns | 14 | 42 | 0 | 12 | 3.0 |
| Jordan Chapin | 5 | 9 | 0 | 5 | 1.8 |
| Drew Klosterman | 1 | 2 | 0 | 2 | 2.0 |
| Caleb Siefring | 1 | -2 | 0 | -2 | -2.0 |
| Team | 1 | 1 | 0 | 1 | 1.0 |

St. John's

| <u>Rushing</u> | <u>Att</u> | <u>Yds</u> | <u>TD</u> | <u>Lg</u> | <u>Avg</u> |
|-------------------|------------|------------|-----------|-----------|------------|
| Tyler Jettinghoff | 19 | 56 | 0 | 15 | 2.9 |
| Mark Boggs | 11 | 0 | 0 | 13 | 0.0 |
| Jordan Bergfeld | 11 | 48 | 2 | 24 | 4.4 |

| <u>Passing</u> | <u>Att</u> | <u>Cmp</u> | <u>Int</u> | <u>Yds</u> | <u>TD</u> | <u>Lng</u> |
|----------------|------------|------------|------------|------------|-----------|------------|
| Austin Bruns | 24 | 11 | 1 | 155 | 2 | 53 |

| <u>Passing</u> | <u>Att</u> | <u>Cmp</u> | <u>Int</u> | <u>Yds</u> | <u>TD</u> | <u>Lng</u> |
|----------------|------------|------------|------------|------------|-----------|------------|
| Mark Boggs | 18 | 8 | 3 | 75 | 0 | 25 |

| <u>Receiving</u> | <u>Cat</u> | <u>Yds</u> | <u>TD</u> | <u>Lng</u> | <u>Avg</u> |
|------------------|------------|------------|-----------|------------|------------|
| Josh Huber | 5 | 82 | 1 | 53 | 16.4 |
| Jordan Chapin | 2 | 9 | 0 | 8 | 4.5 |
| Alex Stammen | 1 | 6 | 0 | 6 | 6.0 |
| Caleb Siefring | 3 | 58 | 1 | 29 | 19.3 |

| <u>Receiving</u> | <u>Cat</u> | <u>Yds</u> | <u>TD</u> | <u>Lng</u> | <u>Avg</u> |
|-------------------|------------|------------|-----------|------------|------------|
| Tanner Calvelage | 4 | 42 | 0 | 14 | 10.5 |
| Jordan Bergfeld | 1 | -5 | 0 | -5 | -5.0 |
| Austin Jostpille | 1 | 7 | 0 | 7 | 7.0 |
| Tyler Jettinghoff | 2 | 31 | 0 | 25 | 15.5 |

| <u>Punting</u> | <u>No</u> | <u>Yds</u> | <u>Avg</u> | <u>Lng</u> | <u>Blk</u> |
|----------------|-----------|------------|------------|------------|------------|
| Kyle Bergman | 5 | 192 | 38 | 48 | 0 |

| <u>Punting</u> | <u>No</u> | <u>Yds</u> | <u>Avg</u> | <u>Lng</u> | <u>Blk</u> |
|------------------|-----------|------------|------------|------------|------------|
| Tanner Calvelage | 5 | 187 | 37.4 | 45 | 0 |

| <u>Kickoffs</u> | <u>No</u> | <u>Yds</u> | <u>Avg</u> | <u>Lng</u> | <u>Blk</u> |
|-----------------|-----------|------------|------------|------------|------------|
| Troy Otten | 4 | 220 | 55 | 60 | 0 |

| <u>Kickoffs</u> | <u>No</u> | <u>Yds</u> | <u>Avg</u> | <u>Lng</u> | <u>Blk</u> |
|-----------------|-----------|------------|------------|------------|------------|
| Josh Rode | 3 | 134 | 44.7 | 54 | 0 |

| <u>Punt Returns</u> | <u>No</u> | <u>Yds</u> | <u>TD</u> | <u>Lng</u> |
|---------------------|-----------|------------|-----------|------------|
| Caleb Siefring | 1 | 0 | 0 | 0 |

| <u>Punt Returns</u> | <u>No</u> | <u>Yds</u> | <u>TD</u> | <u>Lng</u> |
|---------------------|-----------|------------|-----------|------------|
| Tanner Calvelage | 2 | 9 | 0 | 9 |
| Ryan Densel | 1 | 13 | 0 | 13 |

| <u>Kick Returns</u> | <u>No</u> | <u>Yds</u> | <u>TD</u> | <u>Lng</u> |
|---------------------|-----------|------------|-----------|------------|
| Drew Klosterman | 1 | 8 | 0 | 8 |
| Troy Otten | 2 | 33 | 0 | 17 |

| <u>Kick Returns</u> | <u>No</u> | <u>Yds</u> | <u>TD</u> | <u>Lng</u> |
|---------------------|-----------|------------|-----------|------------|
| Jordan Bergfeld | 2 | 36 | 0 | 23 |

| <u>Interceptions</u> | <u>No</u> | <u>Yds</u> | <u>TD</u> | <u>Avg</u> |
|----------------------|-----------|------------|-----------|------------|
| Jordan Chapin | 1 | 0 | 0 | 0.0 |
| Caleb Siefring | 2 | 35 | 0 | 17.5 |

| <u>Interceptions</u> | <u>No</u> | <u>Yds</u> | <u>TD</u> | <u>Avg</u> |
|----------------------|-----------|------------|-----------|------------|
| Austin Jostpille | 1 | 10 | 0 | 10.0 |



Coldwater vs Marion Local
October 14,2011 at Booster Stadium - Maria Stein
Final Statistics



Score by Quarters

| | 1 | 2 | 3 | 4 | Final |
|---------------------------|----------|----------|----------|----------|--------------|
| Coldwater (6-2) | 0 | 0 | 0 | 0 | 0 |
| Marion Local (7-1) | 0 | 0 | 7 | 0 | 7 |

Team Statistics

| | | <u>Coldwater</u> | <u>Marion Local</u> |
|--------------------------------------|-------------------------------|-------------------------|----------------------------|
| Offensive | First Downs | 12 | 9 |
| | by Run | 6 | 5 |
| | by Pass | 6 | 4 |
| | by Penalty | 0 | 0 |
| | Rushes - Yards | 24-42 | 39-150 |
| | Passes Comp - Att - Yds - Int | 19-36-170-2 | 4-9-58-1 |
| Total Offensive Plays - Yards | | 60-212 | 48-208 |
| Kicking Game | Punt Returns - Avg - Long | 0-0-0 | 3-6-14 |
| | Kickoff Returns - Avg - Long | 1-22-22 | 1-12-12 |
| | Field Goals Made - Att - Long | 0-1-0 | 0-1-0 |
| | Punts - Average - Long | 5-44-57 | 6-36-54 |
| Turnovers | Interceptioned By | 1 | 2 |
| | Fumbles - Lost | 3-2 | 1-1 |
| | Penalties - Yards | 1-0 | 4-29 |

Scoring Summary

| <u>Team</u> | <u>Time</u> | <u>Qtr</u> | <u>Scoring Play</u> | <u>Conversion</u> | <u>PL-Yds</u> | <u>Score</u> |
|--------------------|--------------------|-------------------|----------------------------|--------------------------|----------------------|---------------------|
| Marion Local | 01:10 | 3 | Adam Bertke 5 yd run | Lee Pierron kick good | 4-35 | 0 - 7 |

Individual Statistics

Coldwater

| <u>Rushing</u> | <u>Att</u> | <u>Yds</u> | <u>TD</u> | <u>Lg</u> | <u>Avg</u> |
|----------------|------------|------------|-----------|-----------|------------|
| Austin Bruns | 20 | 40 | 0 | 13 | 2.0 |
| Jordan Chapin | 4 | 2 | 0 | 5 | 0.5 |

Marion Local

| <u>Rushing</u> | <u>Att</u> | <u>Yds</u> | <u>TD</u> | <u>Lg</u> | <u>Avg</u> |
|----------------|------------|------------|-----------|-----------|------------|
| Jake Heitkamp | 23 | 106 | 0 | 31 | 4.6 |
| Adam Bertke | 12 | 12 | 1 | 9 | 1.0 |
| Jack Homan | 3 | 12 | 0 | 7 | 4.0 |
| Trevor Homan | 1 | 20 | 0 | 20 | 20.0 |

| <u>Passing</u> | <u>Att</u> | <u>Cmp</u> | <u>Int</u> | <u>Yds</u> | <u>TD</u> | <u>Lng</u> |
|-----------------|------------|------------|------------|------------|-----------|------------|
| Austin Bruns | 35 | 18 | 2 | 168 | 0 | 32 |
| Drew Klosterman | 1 | 1 | 0 | 2 | 0 | 2 |

| <u>Passing</u> | <u>Att</u> | <u>Cmp</u> | <u>Int</u> | <u>Yds</u> | <u>TD</u> | <u>Lng</u> |
|----------------|------------|------------|------------|------------|-----------|------------|
| Adam Bertke | 9 | 4 | 1 | 58 | 0 | 22 |

| <u>Receiving</u> | <u>Cat</u> | <u>Yds</u> | <u>TD</u> | <u>Lng</u> | <u>Avg</u> |
|------------------|------------|------------|-----------|------------|------------|
| Jordan Chapin | 3 | 41 | 0 | 32 | 13.7 |
| Josh Huber | 4 | 13 | 0 | 6 | 3.3 |
| Troy Otten | 3 | 20 | 0 | 7 | 6.7 |
| Caleb Siefiring | 5 | 63 | 0 | 27 | 12.6 |
| Aaron Mestemaker | 2 | 18 | 0 | 9 | 9.0 |
| Troy Otten | 1 | 13 | 0 | 13 | 13.0 |
| Austin Bruns | 1 | 2 | 0 | 2 | 2.0 |

| <u>Receiving</u> | <u>Cat</u> | <u>Yds</u> | <u>TD</u> | <u>Lng</u> | <u>Avg</u> |
|---------------------|------------|------------|-----------|------------|------------|
| Kellen Goettemoelle | 1 | 17 | 0 | 17 | 17.0 |
| Dylan Thobe | 2 | 28 | 0 | 22 | 14.0 |
| Lee Pierron | 1 | 13 | 0 | 13 | 13.0 |

| <u>Punting</u> | <u>No</u> | <u>Yds</u> | <u>Avg</u> | <u>Lng</u> | <u>Blk</u> |
|----------------|-----------|------------|------------|------------|------------|
| Kyle Bergman | 5 | 220 | 44 | 57 | 0 |

| <u>Punting</u> | <u>No</u> | <u>Yds</u> | <u>Avg</u> | <u>Lng</u> | <u>Blk</u> |
|----------------|-----------|------------|------------|------------|------------|
| Dustin Rethman | 6 | 215 | 35.8 | 54 | 1 |

| <u>Kickoffs</u> | <u>No</u> | <u>Yds</u> | <u>Avg</u> | <u>Lng</u> | <u>Blk</u> |
|-----------------|-----------|------------|------------|------------|------------|
| Troy Otten | 1 | 54 | 54 | 54 | 0 |

| <u>Kickoffs</u> | <u>No</u> | <u>Yds</u> | <u>Avg</u> | <u>Lng</u> | <u>Blk</u> |
|-----------------|-----------|------------|------------|------------|------------|
| Alaric Keller | 2 | 113 | 56.5 | 60 | 0 |

| <u>Punt Returns</u> | <u>No</u> | <u>Yds</u> | <u>TD</u> | <u>Lng</u> |
|---------------------|-----------|------------|-----------|------------|
| | | | | |

| <u>Punt Returns</u> | <u>No</u> | <u>Yds</u> | <u>TD</u> | <u>Lng</u> |
|---------------------|-----------|------------|-----------|------------|
| Lee Pierron | 3 | 17 | 0 | 14 |

| <u>Kick Returns</u> | <u>No</u> | <u>Yds</u> | <u>TD</u> | <u>Lng</u> |
|---------------------|-----------|------------|-----------|------------|
| Josh Huber | 1 | 22 | 0 | 22 |

| <u>Kick Returns</u> | <u>No</u> | <u>Yds</u> | <u>TD</u> | <u>Lng</u> |
|---------------------|-----------|------------|-----------|------------|
| Lee Pierron | 1 | 12 | 0 | 12 |

| <u>Interceptions</u> | <u>No</u> | <u>Yds</u> | <u>TD</u> | <u>Avg</u> |
|----------------------|-----------|------------|-----------|------------|
| Jordan Chapin | 1 | 2 | 0 | 2.0 |

| <u>Interceptions</u> | <u>No</u> | <u>Yds</u> | <u>TD</u> | <u>Avg</u> |
|----------------------|-----------|------------|-----------|------------|
| Mitch Kremer | 2 | 20 | 0 | 10.0 |



Coldwater vs New Bremen
October 21,2011 at Cavalier Stadium - Coldwater
Final Statistics



Score by Quarters

| | 1 | 2 | 3 | 4 | Final |
|-------------------------|----------|----------|----------|----------|--------------|
| Coldwater (7-2) | 0 | 14 | 9 | 7 | 30 |
| New Bremen (0-9) | 0 | 7 | 0 | 14 | 21 |

Team Statistics

| | | <u>Coldwater</u> | <u>New Bremen</u> |
|--------------------------------------|-------------------------------|-------------------------|--------------------------|
| Offensive | First Downs | 15 | 14 |
| | by Run | 11 | 1 |
| | by Pass | 3 | 11 |
| | by Penalty | 1 | 2 |
| | Rushes - Yards | 32-173 | 23-21 |
| | Passes Comp - Att - Yds - Int | 12-23-129-1 | 22-35-352-2 |
| Total Offensive Plays - Yards | | 55-302 | 58-373 |
| Kicking Game | Punt Returns - Avg - Long | 4-10-24 | 1-0-0 |
| | Kickoff Returns - Avg - Long | 3-14-29 | 5-16-32 |
| | Field Goals Made - Att - Long | --0 | 0-0-0 |
| | Punts - Average - Long | 3-43-54 | 5-36-45 |
| Turnovers | Intercepted By | 2 | 1 |
| | Fumbles - Lost | 3-2 | 1-1 |
| | Penalties - Yards | 5-38 | 3-3 |

Scoring Summary

| <u>Team</u> | <u>Time</u> | <u>Qtr</u> | <u>Scoring Play</u> | <u>Conversion</u> | <u>PL-Yds</u> | <u>Score</u> |
|--------------------|--------------------|-------------------|---|--------------------------|----------------------|---------------------|
| Coldwater | 10:32 | 2 | Austin Bruns 8 yd run | Troy Otten kick good | 2-17 | 7 - 0 |
| New Bremen | 05:20 | 2 | Ben Chaney 32 yd pass from Elliott Westerbeck | Aaron Clune kick good | 3-50 | 7 - 7 |
| Coldwater | 02:37 | 2 | Caleb Siefiring 29 yd pass from Austin Bruns | Troy Otten kick good | 7-65 | 14 - 7 |
| Coldwater | 10:15 | 3 | Elliott Westerbeck tackled for safety | | | 16 - 7 |
| Coldwater | 01:04 | 3 | Jordan Chapin 57 yd pass from Austin Bruns | Troy Otten kick good | 4-68 | 23 - 7 |
| New Bremen | 10:27 | 4 | Aaron Clune 2 yd run | Pass Completed | 7-63 | 23 - 15 |
| New Bremen | 04:34 | 4 | Ben Chaney 29 yd pass from Elliott Westerbeck | Pass failed | 8-58 | 23 - 21 |
| Coldwater | 00:43 | 4 | Caleb Siefiring 57 yd interception | Troy Otten kick good | 1-57 | 30 - 21 |

Individual Statistics

Coldwater

| <u>Rushing</u> | <u>Att</u> | <u>Yds</u> | <u>TD</u> | <u>Lg</u> | <u>Avg</u> |
|------------------|------------|------------|-----------|-----------|------------|
| Mitch Schoenherr | 4 | 13 | 0 | 5 | 3.3 |
| Austin Bruns | 17 | 84 | 1 | 27 | 4.9 |
| Drew Klosterman | 6 | 33 | 0 | 12 | 5.5 |
| Jordan Chapin | 5 | 43 | 0 | 19 | 8.6 |

New Bremen

| <u>Rushing</u> | <u>Att</u> | <u>Yds</u> | <u>TD</u> | <u>Lg</u> | <u>Avg</u> |
|--------------------|------------|------------|-----------|-----------|------------|
| Elliott Westerbeck | 18 | 20 | 0 | 17 | 1.1 |
| Aaron Clune | 2 | 2 | 1 | 2 | 1.0 |
| Nathan Skinner | 3 | -1 | 0 | 0 | -0.3 |

| <u>Passing</u> | <u>Att</u> | <u>Cmp</u> | <u>Int</u> | <u>Yds</u> | <u>TD</u> | <u>Lng</u> |
|----------------|------------|------------|------------|------------|-----------|------------|
| Austin Bruns | 23 | 12 | 1 | 129 | 2 | 57 |

| <u>Passing</u> | <u>Att</u> | <u>Cmp</u> | <u>Int</u> | <u>Yds</u> | <u>TD</u> | <u>Lng</u> |
|--------------------|------------|------------|------------|------------|-----------|------------|
| Elliott Westerbeck | 34 | 21 | 2 | 291 | 2 | 38 |
| Aaron Clune | 1 | 1 | 0 | 61 | 0 | 61 |

| <u>Receiving</u> | <u>Cat</u> | <u>Yds</u> | <u>TD</u> | <u>Lng</u> | <u>Avg</u> |
|------------------|------------|------------|-----------|------------|------------|
| Josh Huber | 3 | 14 | 0 | 12 | 4.7 |
| Alex Stammen | 3 | 5 | 0 | 5 | 1.7 |
| Caleb Siefring | 2 | 38 | 1 | 29 | 19.0 |
| Mitch Schoenherr | 1 | 1 | 0 | 1 | 1.0 |
| Aaron Mestemaker | 1 | 13 | 0 | 13 | 13.0 |
| Troy Otten | 1 | 1 | 0 | 1 | 1.0 |
| Jordan Chapin | 1 | 57 | 1 | 57 | 57.0 |

| <u>Receiving</u> | <u>Cat</u> | <u>Yds</u> | <u>TD</u> | <u>Lng</u> | <u>Avg</u> |
|------------------|------------|------------|-----------|------------|------------|
| Ben Chaney | 10 | 237 | 2 | 61 | 23.7 |
| Aaron Clune | 6 | 45 | 0 | 16 | 7.5 |
| Troy Williams | 3 | 25 | 0 | 18 | 8.3 |
| Alec Frideger | 2 | 43 | 0 | 30 | 21.5 |
| Nathan Skinner | 1 | 2 | 0 | 2 | 2.0 |

| <u>Punting</u> | <u>No</u> | <u>Yds</u> | <u>Avg</u> | <u>Lng</u> | <u>Blk</u> |
|----------------|-----------|------------|------------|------------|------------|
| Kyle Bergman | 3 | 130 | 43 | 54 | 0 |

| <u>Punting</u> | <u>No</u> | <u>Yds</u> | <u>Avg</u> | <u>Lng</u> | <u>Blk</u> |
|----------------|-----------|------------|------------|------------|------------|
| Neven Frazee | 5 | 178 | 35.6 | 45 | 0 |

| <u>Kickoffs</u> | <u>No</u> | <u>Yds</u> | <u>Avg</u> | <u>Lng</u> | <u>Blk</u> |
|-----------------|-----------|------------|------------|------------|------------|
| Troy Otten | 5 | 260 | 52 | 55 | 0 |

| <u>Kickoffs</u> | <u>No</u> | <u>Yds</u> | <u>Avg</u> | <u>Lng</u> | <u>Blk</u> |
|-----------------|-----------|------------|------------|------------|------------|
| Aaron Clune | 3 | 98 | 32.7 | 49 | 0 |
| Brandon Meyer | 1 | 25 | 25 | 25 | 0 |

| <u>Punt Returns</u> | <u>No</u> | <u>Yds</u> | <u>TD</u> | <u>Lng</u> |
|---------------------|-----------|------------|-----------|------------|
| Kyle Post | 2 | 1 | 0 | 3 |
| Eric Schmackers | 1 | 24 | 0 | 24 |
| Troy Otten | 1 | 16 | 0 | 16 |

| <u>Punt Returns</u> | <u>No</u> | <u>Yds</u> | <u>TD</u> | <u>Lng</u> |
|---------------------|-----------|------------|-----------|------------|
| Alec Frideger | 1 | 0 | 0 | 0 |

| <u>Kick Returns</u> | <u>No</u> | <u>Yds</u> | <u>TD</u> | <u>Lng</u> |
|---------------------|-----------|------------|-----------|------------|
| Derek Collett | 1 | 12 | 0 | 12 |
| Jordan Klosterman | 1 | 0 | 0 | 0 |
| Josh Huber | 1 | 29 | 0 | 29 |

| <u>Kick Returns</u> | <u>No</u> | <u>Yds</u> | <u>TD</u> | <u>Lng</u> |
|---------------------|-----------|------------|-----------|------------|
| Ben Chaney | 2 | 32 | 0 | 32 |
| Elliott Westerbeck | 3 | 48 | 0 | 22 |

| <u>Interceptions</u> | <u>No</u> | <u>Yds</u> | <u>TD</u> | <u>Avg</u> |
|----------------------|-----------|------------|-----------|------------|
| Caleb Siefring | 1 | 57 | 1 | 57.0 |
| Josh Huber | 1 | 3 | 0 | 3.0 |

| <u>Interceptions</u> | <u>No</u> | <u>Yds</u> | <u>TD</u> | <u>Avg</u> |
|----------------------|-----------|------------|-----------|------------|
| Aaron Clune | 1 | 0 | 0 | 0.0 |



Coldwater vs Minster
October 28,2011 at Memorial Stadium - Minster
Final Statistics



Score by Quarters

| | 1 | 2 | 3 | 4 | Final |
|------------------------|----------|----------|----------|----------|--------------|
| Coldwater (7-3) | 0 | 0 | 0 | 6 | 6 |
| Minster (7-3) | 14 | 8 | 0 | 0 | 22 |

Team Statistics

| | | <u>Coldwater</u> | <u>Minster</u> |
|-------------------------------|-------------------------------|-------------------------|-----------------------|
| Offensive | First Downs | 12 | 14 |
| | by Run | 5 | 5 |
| | by Pass | 6 | 7 |
| | by Penalty | 1 | 2 |
| | Rushes - Yards | 28-3 | 30-193 |
| | Passes Comp - Att - Yds - Int | 16-37-156-3 | 14-28-132-0 |
| Total Offensive Plays - Yards | | 65-159 | 58-325 |
| Kicking Game | Punt Returns - Avg - Long | 6-11-26 | 0-0-0 |
| | Kickoff Returns - Avg - Long | 3-19-22 | 2-7-14 |
| | Field Goals Made - Att - Long | 0-0-0 | 0-0-0 |
| | Punts - Average - Long | 6-39-49 | 6-30-40 |
| Turnovers | Intercepted By | 0 | 3 |
| | Fumbles - Lost | 0-0 | 3-3 |
| | Penalties - Yards | 3-35 | 3-25 |

Scoring Summary

| <u>Team</u> | <u>Time</u> | <u>Qtr</u> | <u>Scoring Play</u> | <u>Conversion</u> | <u>PL-Yds</u> | <u>Score</u> |
|--------------------|--------------------|-------------------|---|--------------------------|----------------------|---------------------|
| Minster | 08:26 | 1 | Troy Kauffman 3 yd run | Ethan Wolf kick failed | 7-59 | 0 - 6 |
| Minster | 06:46 | 1 | Korey Schultz 80 yd run | Pass Completed | 2-80 | 0 - 14 |
| Minster | 02:22 | 2 | Ethan Wolf 8 yd pass from Adam Niemeyer | Pass Completed | 5-80 | 0 - 22 |
| Coldwater | 01:42 | 4 | Austin Bruns 5 yd run | Kyle Bergman kick failed | 5-35 | 6 - 22 |

Individual Statistics

Coldwater

| <u>Rushing</u> | <u>Att</u> | <u>Yds</u> | <u>TD</u> | <u>Lg</u> | <u>Avg</u> |
|-----------------|------------|------------|-----------|-----------|------------|
| Austin Bruns | 20 | -18 | 1 | 9 | -0.9 |
| Jordan Chapin | 4 | 18 | 0 | 7 | 4.5 |
| Kyle Bergman | 1 | -4 | 0 | -4 | -4.0 |
| Caleb Siefring | 1 | -2 | 0 | -2 | -2.0 |
| Drew Klosterman | 2 | 9 | 0 | 5 | 4.5 |

Minster

| <u>Rushing</u> | <u>Att</u> | <u>Yds</u> | <u>TD</u> | <u>Lg</u> | <u>Avg</u> |
|-----------------|------------|------------|-----------|-----------|------------|
| Adam Niemeyer | 9 | 16 | 0 | 10 | 1.8 |
| Troy Kauffman | 10 | 81 | 1 | 61 | 8.1 |
| Korey Schultz | 10 | 94 | 1 | 80 | 9.4 |
| Daniel Gusching | 1 | 2 | 0 | 2 | 2.0 |

| <u>Passing</u> | <u>Att</u> | <u>Cmp</u> | <u>Int</u> | <u>Yds</u> | <u>TD</u> | <u>Lng</u> |
|----------------|------------|------------|------------|------------|-----------|------------|
| Austin Bruns | 37 | 16 | 3 | 156 | 0 | 32 |

| <u>Passing</u> | <u>Att</u> | <u>Cmp</u> | <u>Int</u> | <u>Yds</u> | <u>TD</u> | <u>Lng</u> |
|----------------|------------|------------|------------|------------|-----------|------------|
| Adam Niemeyer | 28 | 14 | 0 | 132 | 1 | 20 |

| <u>Receiving</u> | <u>Cat</u> | <u>Yds</u> | <u>TD</u> | <u>Lng</u> | <u>Avg</u> |
|------------------|------------|------------|-----------|------------|------------|
| Aaron Mestemaker | 4 | 48 | 0 | 32 | 12.0 |
| Josh Huber | 5 | 31 | 0 | 15 | 6.2 |
| Caleb Siefring | 2 | 22 | 0 | 15 | 11.0 |
| Jordan Chapin | 1 | 9 | 0 | 9 | 9.0 |
| Eric Schmackers | 2 | 30 | 0 | 21 | 15.0 |
| Drew Klosterman | 1 | 6 | 0 | 6 | 6.0 |
| Mitch Schoenherr | 1 | 10 | 0 | 10 | 10.0 |

| <u>Receiving</u> | <u>Cat</u> | <u>Yds</u> | <u>TD</u> | <u>Lng</u> | <u>Avg</u> |
|------------------|------------|------------|-----------|------------|------------|
| Dustin Saim | 3 | 41 | 0 | 20 | 13.7 |
| Ethan Wolf | 2 | 20 | 1 | 12 | 10.0 |
| Daniel Gusching | 4 | 51 | 0 | 19 | 12.8 |
| Rob Wentz | 2 | 10 | 0 | 9 | 5.0 |
| Troy Kauffman | 2 | 6 | 0 | 3 | 3.0 |
| Derek Collins | 1 | 4 | 0 | 4 | 4.0 |

| <u>Punting</u> | <u>No</u> | <u>Yds</u> | <u>Avg</u> | <u>Lng</u> | <u>Blk</u> |
|----------------|-----------|------------|------------|------------|------------|
| Kyle Bergman | 6 | 236 | 39 | 49 | 0 |

| <u>Punting</u> | <u>No</u> | <u>Yds</u> | <u>Avg</u> | <u>Lng</u> | <u>Blk</u> |
|-----------------|-----------|------------|------------|------------|------------|
| Daniel Gusching | 6 | 178 | 29.7 | 40 | 0 |

| <u>Kickoffs</u> | <u>No</u> | <u>Yds</u> | <u>Avg</u> | <u>Lng</u> | <u>Blk</u> |
|-----------------|-----------|------------|------------|------------|------------|
| Kyle Bergman | 2 | 60 | 30 | 51 | 0 |

| <u>Kickoffs</u> | <u>No</u> | <u>Yds</u> | <u>Avg</u> | <u>Lng</u> | <u>Blk</u> |
|-----------------|-----------|------------|------------|------------|------------|
| Ethan Wolf | 4 | 207 | 51.8 | 60 | 0 |

| <u>Punt Returns</u> | <u>No</u> | <u>Yds</u> | <u>TD</u> | <u>Lng</u> |
|---------------------|-----------|------------|-----------|------------|
| Caleb Siefring | 4 | 52 | 0 | 26 |
| Derek Collett | 1 | 5 | 0 | 5 |
| Kyle Post | 1 | 6 | 0 | 6 |

| <u>Punt Returns</u> | <u>No</u> | <u>Yds</u> | <u>TD</u> | <u>Lng</u> |
|---------------------|-----------|------------|-----------|------------|
| | | | | |

| <u>Kick Returns</u> | <u>No</u> | <u>Yds</u> | <u>TD</u> | <u>Lng</u> |
|---------------------|-----------|------------|-----------|------------|
| Josh Huber | 2 | 36 | 0 | 22 |
| Mitch Schoenherr | 1 | 21 | 0 | 21 |

| <u>Kick Returns</u> | <u>No</u> | <u>Yds</u> | <u>TD</u> | <u>Lng</u> |
|---------------------|-----------|------------|-----------|------------|
| Troy Kauffman | 1 | 14 | 0 | 14 |
| Daniel Gusching | 1 | 0 | 0 | 0 |

| <u>Interceptions</u> | <u>No</u> | <u>Yds</u> | <u>TD</u> | <u>Avg</u> |
|----------------------|-----------|------------|-----------|------------|
| | | | | |

| <u>Interceptions</u> | <u>No</u> | <u>Yds</u> | <u>TD</u> | <u>Avg</u> |
|----------------------|-----------|------------|-----------|------------|
| Korey Schultz | 1 | 0 | 0 | 0.0 |
| Troy Kauffman | 1 | 0 | 0 | 0.0 |
| Austin Knapke | 1 | 0 | 0 | 0.0 |



Coldwater vs Covington
November 04, 2011 at Smith Field - Covington
Division V - Region 20 Quarterfinal
Final Statistics
Score by Quarters



| | 1 | 2 | 3 | 4 | Final |
|-------------------------|---|----|----|---|-------|
| Coldwater (8-3) | 7 | 10 | 14 | 0 | 31 |
| Covington (10-1) | 0 | 7 | 0 | 0 | 7 |

Team Statistics

| | | <u>Coldwater</u> | <u>Covington</u> |
|-------------------------------|-------------------------------|------------------|------------------|
| Offensive | First Downs | 13 | 8 |
| | by Run | 8 | 6 |
| | by Pass | 4 | 1 |
| | by Penalty | 1 | 1 |
| | Rushes - Yards | 28-144 | 42-137 |
| | Passes Comp - Att - Yds - Int | 9-15-174-0 | 3-7-35-0 |
| Total Offensive Plays - Yards | | 43-318 | 49-172 |
| Kicking Game | Punt Returns - Avg - Long | 0-0-0 | 0-0-0 |
| | Kickoff Returns - Avg - Long | 1-12-12 | 5-10-16 |
| | Field Goals Made - Att - Long | --0 | 0-0-0 |
| | Punts - Average - Long | 2-22-22 | 4-31-38 |
| Turnovers | Interceptioned By | 0 | 0 |
| | Fumbles - Lost | 0-0 | 3-1 |
| | Penalties - Yards | 5-30 | 4-39 |

Scoring Summary

| <u>Team</u> | <u>Time</u> | <u>Qtr</u> | <u>Scoring Play</u> | <u>Conversion</u> | <u>PL-Yds</u> | <u>Score</u> |
|-------------|-------------|------------|--------------------------------|-----------------------|---------------|--------------|
| Coldwater | 07:17 | 1 | Jake Kramer 0 yd fumble return | Troy Otten kick good | 3-15 | 7 - 0 |
| Covington | 10:44 | 2 | Trent Tobias 4 yd run | Steven Blei kick good | 15-75 | 7 - 7 |
| Coldwater | 07:57 | 2 | Troy Otten 24 yd field goal | | 3-67 | 10 - 7 |
| Coldwater | 00:42 | 2 | Drew Klosterman 1 yd run | Troy Otten kick good | 4-57 | 17 - 7 |
| Coldwater | 06:54 | 3 | Austin Bruns 33 yd run | Troy Otten kick good | 7-83 | 24 - 7 |
| Coldwater | 02:52 | 3 | Austin Bruns 3 yd run | Troy Otten kick good | 2-53 | 31 - 7 |

Individual Statistics

Coldwater

| <u>Rushing</u> | <u>Att</u> | <u>Yds</u> | <u>TD</u> | <u>Lg</u> | <u>Avg</u> |
|-----------------|------------|------------|-----------|-----------|------------|
| Jordan Chapin | 6 | 50 | 0 | 25 | 8.3 |
| Jake Kramer | 1 | 0 | 1 | 0 | 0.0 |
| Austin Bruns | 10 | 71 | 2 | 33 | 7.1 |
| Drew Klosterman | 8 | 26 | 1 | 7 | 3.3 |
| Team | 3 | -3 | 0 | -1 | -1.0 |

Covington

| <u>Rushing</u> | <u>Att</u> | <u>Yds</u> | <u>TD</u> | <u>Lg</u> | <u>Avg</u> |
|------------------|------------|------------|-----------|-----------|------------|
| Kyler Deeter | 1 | 7 | 0 | 7 | 7.0 |
| Isaiah Winston | 23 | 78 | 0 | 19 | 3.4 |
| Alex Baskerville | 11 | 35 | 0 | 8 | 3.2 |
| Trent Tobias | 7 | 17 | 1 | 4 | 2.4 |

| <u>Passing</u> | <u>Att</u> | <u>Cmp</u> | <u>Int</u> | <u>Yds</u> | <u>TD</u> | <u>Lng</u> |
|----------------|------------|------------|------------|------------|-----------|------------|
| Austin Bruns | 15 | 9 | 0 | 174 | 0 | 50 |

| <u>Passing</u> | <u>Att</u> | <u>Cmp</u> | <u>Int</u> | <u>Yds</u> | <u>TD</u> | <u>Lng</u> |
|----------------|------------|------------|------------|------------|-----------|------------|
| Isaiah Winston | 2 | 1 | 0 | 12 | 0 | 12 |
| Trent Tobias | 5 | 2 | 0 | 23 | 0 | 13 |

| <u>Receiving</u> | <u>Cat</u> | <u>Yds</u> | <u>TD</u> | <u>Lng</u> | <u>Avg</u> |
|------------------|------------|------------|-----------|------------|------------|
| Aaron Mestemaker | 3 | 46 | 0 | 34 | 15.3 |
| Caleb Siefring | 2 | 53 | 0 | 39 | 26.5 |
| Jordan Chapin | 1 | 11 | 0 | 11 | 11.0 |
| Troy Otten | 1 | 5 | 0 | 5 | 5.0 |
| Josh Huber | 2 | 59 | 0 | 50 | 29.5 |

| <u>Receiving</u> | <u>Cat</u> | <u>Yds</u> | <u>TD</u> | <u>Lng</u> | <u>Avg</u> |
|------------------|------------|------------|-----------|------------|------------|
| Isaiah Winston | 1 | 10 | 0 | 10 | 10.0 |
| Kyler Deeter | 1 | 12 | 0 | 12 | 12.0 |
| Troy Cron | 1 | 13 | 0 | 13 | 13.0 |

| <u>Punting</u> | <u>No</u> | <u>Yds</u> | <u>Avg</u> | <u>Lng</u> | <u>Blk</u> |
|----------------|-----------|------------|------------|------------|------------|
| Kyle Bergman | 2 | 43 | 22 | 22 | 0 |

| <u>Punting</u> | <u>No</u> | <u>Yds</u> | <u>Avg</u> | <u>Lng</u> | <u>Blk</u> |
|----------------|-----------|------------|------------|------------|------------|
| Dylan Owens | 4 | 123 | 30.8 | 38 | 0 |

| <u>Kickoffs</u> | <u>No</u> | <u>Yds</u> | <u>Avg</u> | <u>Lng</u> | <u>Blk</u> |
|-----------------|-----------|------------|------------|------------|------------|
| Troy Otten | 6 | 266 | 44 | 55 | 0 |

| <u>Kickoffs</u> | <u>No</u> | <u>Yds</u> | <u>Avg</u> | <u>Lng</u> | <u>Blk</u> |
|-----------------|-----------|------------|------------|------------|------------|
| Bobby Alexander | 2 | 48 | 24 | 38 | 0 |

| <u>Punt Returns</u> | <u>No</u> | <u>Yds</u> | <u>TD</u> | <u>Lng</u> |
|---------------------|-----------|------------|-----------|------------|
| | | | | |

| <u>Punt Returns</u> | <u>No</u> | <u>Yds</u> | <u>TD</u> | <u>Lng</u> |
|---------------------|-----------|------------|-----------|------------|
| | | | | |

| <u>Kick Returns</u> | <u>No</u> | <u>Yds</u> | <u>TD</u> | <u>Lng</u> |
|---------------------|-----------|------------|-----------|------------|
| Eric Schmackers | 1 | 12 | 0 | 12 |

| <u>Kick Returns</u> | <u>No</u> | <u>Yds</u> | <u>TD</u> | <u>Lng</u> |
|---------------------|-----------|------------|-----------|------------|
| Troy Cron | 2 | 19 | 0 | 12 |
| Isaiah Winston | 2 | 25 | 0 | 16 |
| Trent Tobias | 1 | 4 | 0 | 4 |

| <u>Interceptions</u> | <u>No</u> | <u>Yds</u> | <u>TD</u> | <u>Avg</u> |
|----------------------|-----------|------------|-----------|------------|
| | | | | |

| <u>Interceptions</u> | <u>No</u> | <u>Yds</u> | <u>TD</u> | <u>Avg</u> |
|----------------------|-----------|------------|-----------|------------|
| | | | | |



Coldwater vs Versailles

November 11, 2011 at Welcome Stadium - Dayton

Division V - Region 20 Semifinal

Final Statistics

Score by Quarters



| | 1 | 2 | 3 | 4 | Final |
|-------------------------|----|----|---|---|-------|
| Coldwater (9-3) | 26 | 17 | 0 | 0 | 43 |
| Versailles (8-4) | 0 | 0 | 0 | 0 | 0 |

Team Statistics

| | | <u>Coldwater</u> | <u>Versailles</u> |
|-------------------------------|-------------------------------|------------------|-------------------|
| Offensive | First Downs | 14 | 5 |
| | by Run | 7 | 2 |
| | by Pass | 6 | 3 |
| | by Penalty | 1 | 0 |
| | Rushes - Yards | 42-161 | 19-55 |
| | Passes Comp - Att - Yds - Int | 10-14-255-1 | 9-33-62-6 |
| Total Offensive Plays - Yards | | 56-416 | 52-117 |
| Kicking Game | Punt Returns - Avg - Long | 5-3-13 | 1-4-4 |
| | Kickoff Returns - Avg - Long | 1-21-21 | 4-20-29 |
| | Field Goals Made - Att - Long | 1-2-21 | 0-0-0 |
| | Punts - Average - Long | 3-35-49 | 6-36-49 |
| Turnovers | Intercepted By | 6 | 1 |
| | Fumbles - Lost | 3-1 | 2-1 |
| | Penalties - Yards | 1-14 | 2-17 |

Scoring Summary

| <u>Team</u> | <u>Time</u> | <u>Qtr</u> | <u>Scoring Play</u> | <u>Conversion</u> | <u>PL-Yds</u> | <u>Score</u> |
|-------------|-------------|------------|--|------------------------|---------------|--------------|
| Coldwater | 06:42 | 1 | Caleb Siefiring 75 yd pass from Austin Bruns | Troy Otten kick failed | 1-75 | 6 - 0 |
| Coldwater | 04:43 | 1 | Caleb Siefiring 66 yd pass from Austin Bruns | Pass failed | 2-66 | 12 - 0 |
| Coldwater | 01:29 | 1 | Caleb Siefiring 11 yd pass from Austin Bruns | Troy Otten kick good | 5-46 | 19 - 0 |
| Coldwater | 01:17 | 1 | Caleb Siefiring 23 yd pass from Austin Bruns | Troy Otten kick good | 1-23 | 26 - 0 |
| Coldwater | 05:39 | 2 | Drew Klosterman 6 yd run | Troy Otten kick good | 4-30 | 33 - 0 |
| Coldwater | 03:18 | 2 | Caleb Siefiring 47 yd interception | Troy Otten kick good | 1-47 | 40 - 0 |
| Coldwater | 00:45 | 2 | Troy Otten 21 yd field goal | | | 43 - 0 |

Individual Statistics

Coldwater

| <u>Rushing</u> | <u>Att</u> | <u>Yds</u> | <u>TD</u> | <u>Lg</u> | <u>Avg</u> |
|------------------|------------|------------|-----------|-----------|------------|
| Austin Bruns | 9 | 24 | 0 | 20 | 2.7 |
| Jordan Chapin | 3 | 43 | 0 | 23 | 14.3 |
| Drew Klosterman | 14 | 61 | 1 | 23 | 4.4 |
| Kyle Post | 6 | 31 | 0 | 13 | 5.2 |
| Mitch Schoenherr | 1 | 5 | 0 | 5 | 5.0 |
| Grant Muhlenkamp | 6 | 3 | 0 | 3 | 0.5 |
| Derek Collett | 1 | 1 | 0 | 1 | 1.0 |
| Nick Staugler | 1 | 0 | 0 | 0 | 0.0 |
| Team | 1 | -7 | 0 | -7 | -7.0 |

Versailles

| <u>Rushing</u> | <u>Att</u> | <u>Yds</u> | <u>TD</u> | <u>Lg</u> | <u>Avg</u> |
|-------------------|------------|------------|-----------|-----------|------------|
| Mike Rutschilling | 4 | 5 | 0 | 5 | 1.3 |
| Nick Campbell | 1 | 1 | 0 | 1 | 1.0 |
| William Borchers | 4 | 22 | 0 | 9 | 5.5 |
| Damian Richard | 4 | 10 | 0 | 4 | 2.5 |
| Kyle Dieringer | 2 | 13 | 0 | 8 | 6.5 |
| Jace Barga | 3 | 2 | 0 | 4 | 0.7 |
| Mitchell Gigandet | 1 | 2 | 0 | 2 | 2.0 |

Passing

| | <u>Att</u> | <u>Cmp</u> | <u>Int</u> | <u>Yds</u> | <u>TD</u> | <u>Lng</u> |
|--------------|------------|------------|------------|------------|-----------|------------|
| Austin Bruns | 14 | 10 | 1 | 255 | 4 | 75 |

Passing

| | <u>Att</u> | <u>Cmp</u> | <u>Int</u> | <u>Yds</u> | <u>TD</u> | <u>Lng</u> |
|------------------|------------|------------|------------|------------|-----------|------------|
| Nick Campbell | 5 | 3 | 0 | 31 | 0 | 14 |
| William Borchers | 16 | 2 | 3 | 15 | 0 | 13 |
| Damian Richard | 10 | 4 | 3 | 16 | 0 | 10 |
| Jace Barga | 2 | 0 | 0 | 0 | 0 | 0 |

Receiving

| | <u>Cat</u> | <u>Yds</u> | <u>TD</u> | <u>Lng</u> | <u>Avg</u> |
|------------------|------------|------------|-----------|------------|------------|
| Josh Huber | 3 | 34 | 0 | 22 | 11.3 |
| Caleb Siefring | 4 | 175 | 4 | 75 | 43.8 |
| Aaron Mestemaker | 1 | 7 | 0 | 7 | 7.0 |
| Jordan Chapin | 1 | 25 | 0 | 25 | 25.0 |
| Eric Schmackers | 1 | 14 | 0 | 14 | 14.0 |

Receiving

| | <u>Cat</u> | <u>Yds</u> | <u>TD</u> | <u>Lng</u> | <u>Avg</u> |
|-------------------|------------|------------|-----------|------------|------------|
| Aaron McNeilan | 2 | 13 | 0 | 11 | 6.5 |
| Ethan Bruns | 3 | 22 | 0 | 14 | 7.3 |
| Mitchell Campbell | 3 | 14 | 0 | 10 | 4.7 |
| Damian Richard | 1 | 13 | 0 | 13 | 13.0 |

Punting

| | <u>No</u> | <u>Yds</u> | <u>Avg</u> | <u>Lng</u> | <u>Blk</u> |
|--------------|-----------|------------|------------|------------|------------|
| Kyle Bergman | 3 | 106 | 35 | 49 | 0 |

Punting

| | <u>No</u> | <u>Yds</u> | <u>Avg</u> | <u>Lng</u> | <u>Blk</u> |
|-------------|-----------|------------|------------|------------|------------|
| Chad Winner | 6 | 216 | 36 | 49 | 0 |

Kickoffs

| | <u>No</u> | <u>Yds</u> | <u>Avg</u> | <u>Lng</u> | <u>Blk</u> |
|------------|-----------|------------|------------|------------|------------|
| Troy Otten | 8 | 434 | 54 | 60 | 0 |

Kickoffs

| | <u>No</u> | <u>Yds</u> | <u>Avg</u> | <u>Lng</u> | <u>Blk</u> |
|-------------|-----------|------------|------------|------------|------------|
| Chad Winner | 1 | 49 | 49 | 49 | 0 |

Punt Returns

| | <u>No</u> | <u>Yds</u> | <u>TD</u> | <u>Lng</u> |
|----------------|-----------|------------|-----------|------------|
| Caleb Siefring | 3 | 13 | 0 | 13 |
| Troy Otten | 2 | 1 | 0 | 1 |

Punt Returns

| | <u>No</u> | <u>Yds</u> | <u>TD</u> | <u>Lng</u> |
|-------------|-----------|------------|-----------|------------|
| Ethan Bruns | 1 | 4 | 0 | 4 |

Kick Returns

| | <u>No</u> | <u>Yds</u> | <u>TD</u> | <u>Lng</u> |
|------------------|-----------|------------|-----------|------------|
| Mitch Schoenherr | 1 | 21 | 0 | 21 |

Kick Returns

| | <u>No</u> | <u>Yds</u> | <u>TD</u> | <u>Lng</u> |
|----------------|-----------|------------|-----------|------------|
| Damian Richard | 3 | 57 | 0 | 29 |
| Jacob Barga | 1 | 21 | 0 | 21 |

Interceptions

| | <u>No</u> | <u>Yds</u> | <u>TD</u> | <u>Avg</u> |
|------------------|-----------|------------|-----------|------------|
| Caleb Siefring | 2 | 47 | 1 | 23.5 |
| Josh Huber | 2 | 30 | 0 | 15.0 |
| Zach Dickman | 1 | 6 | 0 | 6.0 |
| Grant Muhlenkamp | 1 | 33 | 0 | 33.0 |

Interceptions

| | <u>No</u> | <u>Yds</u> | <u>TD</u> | <u>Avg</u> |
|----------------|-----------|------------|-----------|------------|
| Aaron McNeilan | 1 | 0 | 0 | 0.0 |



Coldwater vs West Jefferson
 November 18, 2011 at Alexander Stadium - Piqua
 Division 5 - Region 20 Championship
Final Statistics
Score by Quarters



| | 1 | 2 | 3 | 4 | Final |
|----------------------------|---|---|----|---|-------|
| Coldwater (10-3) | 0 | 7 | 14 | 7 | 28 |
| W. Jefferson (10-3) | 6 | 0 | 0 | 0 | 6 |

Team Statistics

| | | <u>Coldwater</u> | <u>West Jefferson</u> |
|-------------------------------|-------------------------------|------------------|-----------------------|
| Offensive | First Downs | 18 | 11 |
| | by Run | 9 | 5 |
| | by Pass | 9 | 6 |
| | by Penalty | 0 | 0 |
| | Rushes - Yards | 35-156 | 24-39 |
| | Passes Comp - Att - Yds - Int | 13-20-337-1 | 13-24-146-1 |
| Total Offensive Plays - Yards | | 55-493 | 48-185 |
| Kicking Game | Punt Returns - Avg - Long | 1-0-0 | 0-0-0 |
| | Kickoff Returns - Avg - Long | 2-12-16 | 3-26-31 |
| | Field Goals Made - Att - Long | 0-0-0 | 0-0-0 |
| | Punts - Average - Long | 1-57-57 | 5-38-64 |
| Turnovers | Interceptioned By | 1 | 1 |
| | Fumbles - Lost | 4-2 | 0-0 |
| | Penalties - Yards | 0-0 | 1-5 |

Scoring Summary

| <u>Team</u> | <u>Time</u> | <u>Qtr</u> | <u>Scoring Play</u> | <u>Conversion</u> | <u>PL-Yds</u> | <u>Score</u> |
|----------------|-------------|------------|--|--------------------------|---------------|--------------|
| West Jefferson | 07:18 | 1 | Ryan Love 38 yd pass from Code Williams | Steven Lollo kick failed | 10-80 | 0 - 6 |
| Coldwater | 04:10 | 2 | Caleb Sieftring 15 yd pass from Austin Bruns | Troy Otten kick good | 10-77 | 7 - 6 |
| Coldwater | 10:55 | 3 | Caleb Sieftring 68 yd pass from Austin Bruns | Troy Otten kick good | 2-67 | 14 - 6 |
| Coldwater | 00:58 | 3 | Josh Huber 72 yd pass from Austin Bruns | Troy Otten kick good | 2-27 | 21 - 6 |
| Coldwater | 07:54 | 4 | Drew Klosterman 4 yd run | Troy Otten kick good | 6-68 | 28 - 6 |

Individual Statistics

Coldwater

| <u>Rushing</u> | <u>Att</u> | <u>Yds</u> | <u>TD</u> | <u>Lg</u> | <u>Avg</u> |
|-----------------|------------|------------|-----------|-----------|------------|
| Austin Bruns | 15 | 68 | 0 | 15 | 4.5 |
| Jordan Chapin | 9 | 21 | 0 | 8 | 2.3 |
| Caleb Sieftring | 1 | 14 | 0 | 14 | 14.0 |
| Drew Klosterman | 10 | 53 | 1 | 23 | 5.3 |

West Jefferson

| <u>Rushing</u> | <u>Att</u> | <u>Yds</u> | <u>TD</u> | <u>Lg</u> | <u>Avg</u> |
|----------------|------------|------------|-----------|-----------|------------|
| Code Williams | 13 | 3 | 0 | 6 | 0.2 |
| Tommy Blair | 2 | 3 | 0 | 2 | 1.5 |
| Chaney Fulton | 9 | 33 | 0 | 12 | 3.7 |

| <u>Passing</u> | <u>Att</u> | <u>Cmp</u> | <u>Int</u> | <u>Yds</u> | <u>TD</u> | <u>Lng</u> |
|----------------|------------|------------|------------|------------|-----------|------------|
| Austin Bruns | 20 | 13 | 1 | 337 | 3 | 72 |

| <u>Passing</u> | <u>Att</u> | <u>Cmp</u> | <u>Int</u> | <u>Yds</u> | <u>TD</u> | <u>Lng</u> |
|----------------|------------|------------|------------|------------|-----------|------------|
| Code Williams | 24 | 13 | 1 | 146 | 1 | 38 |

| <u>Receiving</u> | <u>Cat</u> | <u>Yds</u> | <u>TD</u> | <u>Lng</u> | <u>Avg</u> |
|------------------|------------|------------|-----------|------------|------------|
| Josh Huber | 4 | 115 | 1 | 72 | 28.8 |
| Troy Otten | 1 | 12 | 0 | 12 | 12.0 |
| Alex Stammen | 1 | 7 | 0 | 7 | 7.0 |
| Drew Klosterman | 1 | 2 | 0 | 2 | 2.0 |
| Caleb Sieftring | 4 | 145 | 2 | 68 | 36.3 |
| Jordan Chapin | 1 | 15 | 0 | 15 | 15.0 |
| Aaron Mestemaker | 1 | 41 | 0 | 41 | 41.0 |

| <u>Receiving</u> | <u>Cat</u> | <u>Yds</u> | <u>TD</u> | <u>Lng</u> | <u>Avg</u> |
|-------------------|------------|------------|-----------|------------|------------|
| Ryan Love | 5 | 74 | 1 | 38 | 14.8 |
| Chaney Fulton | 4 | 32 | 0 | 14 | 8.0 |
| Jon Flucke | 1 | 11 | 0 | 11 | 11.0 |
| Tommy Blair | 1 | 12 | 0 | 12 | 12.0 |
| Daulton Greenwalt | 2 | 17 | 0 | 11 | 8.5 |

| <u>Punting</u> | <u>No</u> | <u>Yds</u> | <u>Avg</u> | <u>Lng</u> | <u>Blk</u> |
|----------------|-----------|------------|------------|------------|------------|
| Kyle Bergman | 1 | 57 | 57 | 57 | 0 |

| <u>Punting</u> | <u>No</u> | <u>Yds</u> | <u>Avg</u> | <u>Lng</u> | <u>Blk</u> |
|-------------------|-----------|------------|------------|------------|------------|
| Daulton Greenwalt | 5 | 192 | 38.4 | 64 | 0 |

| <u>Kickoffs</u> | <u>No</u> | <u>Yds</u> | <u>Avg</u> | <u>Lng</u> | <u>Blk</u> |
|-----------------|-----------|------------|------------|------------|------------|
| Troy Otten | 5 | 265 | 53 | 60 | 0 |

| <u>Kickoffs</u> | <u>No</u> | <u>Yds</u> | <u>Avg</u> | <u>Lng</u> | <u>Blk</u> |
|-----------------|-----------|------------|------------|------------|------------|
| Steven Lollo | 2 | 82 | 41 | 47 | 0 |

| <u>Punt Returns</u> | <u>No</u> | <u>Yds</u> | <u>TD</u> | <u>Lng</u> |
|---------------------|-----------|------------|-----------|------------|
| Caleb Sieftring | 1 | 0 | 0 | 0 |

| <u>Punt Returns</u> | <u>No</u> | <u>Yds</u> | <u>TD</u> | <u>Lng</u> |
|---------------------|-----------|------------|-----------|------------|
| | | | | |

| <u>Kick Returns</u> | <u>No</u> | <u>Yds</u> | <u>TD</u> | <u>Lng</u> |
|---------------------|-----------|------------|-----------|------------|
| Caleb Sieftring | 2 | 24 | 0 | 16 |

| <u>Kick Returns</u> | <u>No</u> | <u>Yds</u> | <u>TD</u> | <u>Lng</u> |
|---------------------|-----------|------------|-----------|------------|
| Hayden Fulton | 1 | 31 | 0 | 31 |
| Chaney Fulton | 2 | 47 | 0 | 30 |

| <u>Interceptions</u> | <u>No</u> | <u>Yds</u> | <u>TD</u> | <u>Avg</u> |
|----------------------|-----------|------------|-----------|------------|
| Alan Kunk | 1 | 1 | 0 | 1.0 |

| <u>Interceptions</u> | <u>No</u> | <u>Yds</u> | <u>TD</u> | <u>Avg</u> |
|----------------------|-----------|------------|-----------|------------|
| Jake Hatfield | 1 | 0 | 0 | 0.0 |



Coldwater vs Hicksville
November 25, 2011 at Lima Stadium - Lima
Division V State Semifinal
Final Statistics
Score by Quarters



| | 1 | 2 | 3 | 4 | Final |
|--------------------------|---|----|---|---|-------|
| Coldwater (11-3) | 7 | 21 | 7 | 6 | 41 |
| Hicksville (11-3) | 7 | 0 | 7 | 7 | 21 |

Team Statistics

| | | <u>Coldwater</u> | <u>Hicksville</u> |
|-------------------------------|-------------------------------|------------------|-------------------|
| Offensive | First Downs | 16 | 14 |
| | by Run | 8 | 10 |
| | by Pass | 8 | 3 |
| | by Penalty | 0 | 1 |
| | Rushes - Yards | 36-136 | 40-183 |
| | Passes Comp - Att - Yds - Int | 15-22-225-2 | 9-21-67-0 |
| Total Offensive Plays - Yards | | 58-361 | 61-250 |
| Kicking Game | Punt Returns - Avg - Long | 2-2-4 | 1-0-0 |
| | Kickoff Returns - Avg - Long | 2-7-9 | 3-5-18 |
| | Field Goals Made - Att - Long | 0-0-0 | 0-0-0 |
| | Punts - Average - Long | 2-51-52 | 4-40-49 |
| Turnovers | Intercepted By | 0 | 2 |
| | Fumbles - Lost | 1-0 | 1-1 |
| | Penalties - Yards | 6-49 | 3-20 |

Scoring Summary

| <u>Team</u> | <u>Time</u> | <u>Qtr</u> | <u>Scoring Play</u> | <u>Conversion</u> | <u>PL-Yds</u> | <u>Score</u> |
|-------------|-------------|------------|--|------------------------|---------------|--------------|
| Coldwater | 06:35 | 1 | Jordan Chapin 4 yd run | Troy Otten kick good | 13-64 | 7 - 0 |
| Hicksville | 02:12 | 1 | Justin Miller 6 yd run | Seth Klepper kick good | 9-71 | 7 - 7 |
| Coldwater | 11:56 | 2 | Jordan Chapin 3 yd run | Troy Otten kick good | 6-80 | 14 - 7 |
| Coldwater | 07:29 | 2 | Jordan Chapin 8 yd run | Troy Otten kick good | 6-51 | 21 - 7 |
| Coldwater | 03:46 | 2 | Caleb Sieftring 40 yd pass from Austin Bruns | Troy Otten kick good | 3-56 | 28 - 7 |
| Hicksville | 05:40 | 3 | Shane Bostic 31 yd interception | Seth Klepper kick good | 1-31 | 28 - 14 |
| Coldwater | 01:25 | 3 | Aaron Mestemaker 7 yd pass from Austin Bruns | Troy Otten kick good | 12-73 | 35 - 14 |
| Hicksville | 08:27 | 4 | Kaleb Johns 5 yd run | Seth Klepper kick good | 13-80 | 35 - 21 |
| Coldwater | 03:45 | 4 | Drew Klosterman 1 yd run | Troy Otten kick failed | 3-6 | 41 - 21 |

Individual Statistics

Coldwater

| <u>Rushing</u> | <u>Att</u> | <u>Yds</u> | <u>TD</u> | <u>Lg</u> | <u>Avg</u> |
|-----------------|------------|------------|-----------|-----------|------------|
| Josh Huber | 3 | 13 | 0 | 11 | 4.3 |
| Austin Bruns | 11 | 52 | 0 | 18 | 4.7 |
| Drew Klosterman | 7 | 13 | 1 | 6 | 1.9 |
| Jordan Chapin | 12 | 59 | 3 | 18 | 4.9 |
| Caleb Siefring | 1 | 1 | 0 | 1 | 1.0 |
| Team | 2 | -2 | 0 | -1 | -1.0 |

Hicksville

| <u>Rushing</u> | <u>Att</u> | <u>Yds</u> | <u>TD</u> | <u>Lg</u> | <u>Avg</u> |
|----------------|------------|------------|-----------|-----------|------------|
| Justin Miller | 27 | 130 | 1 | 24 | 4.8 |
| Seth Klepper | 8 | 24 | 0 | 13 | 3.0 |
| Kaleb Johns | 5 | 29 | 1 | 10 | 5.8 |

| <u>Passing</u> | <u>Att</u> | <u>Cmp</u> | <u>Int</u> | <u>Yds</u> | <u>TD</u> | <u>Lng</u> |
|----------------|------------|------------|------------|------------|-----------|------------|
| Austin Bruns | 22 | 15 | 2 | 225 | 2 | 50 |

| <u>Passing</u> | <u>Att</u> | <u>Cmp</u> | <u>Int</u> | <u>Yds</u> | <u>TD</u> | <u>Lng</u> |
|----------------|------------|------------|------------|------------|-----------|------------|
| Justin Miller | 21 | 9 | 0 | 67 | 0 | 9 |

| <u>Receiving</u> | <u>Cat</u> | <u>Yds</u> | <u>TD</u> | <u>Lng</u> | <u>Avg</u> |
|------------------|------------|------------|-----------|------------|------------|
| Caleb Siefring | 2 | 45 | 1 | 40 | 22.5 |
| Jordan Chapin | 3 | 26 | 0 | 9 | 8.7 |
| Josh Huber | 3 | 77 | 0 | 50 | 25.7 |
| Troy Otten | 3 | 47 | 0 | 20 | 15.7 |
| Alex Stammen | 2 | 13 | 0 | 9 | 6.5 |
| Aaron Mestemaker | 2 | 17 | 1 | 10 | 8.5 |

| <u>Receiving</u> | <u>Cat</u> | <u>Yds</u> | <u>TD</u> | <u>Lng</u> | <u>Avg</u> |
|-------------------|------------|------------|-----------|------------|------------|
| Kaleb Johns | 1 | 7 | 0 | 7 | 7.0 |
| Christian Sexton | 3 | 21 | 0 | 9 | 7.0 |
| Dean Conley | 1 | 9 | 0 | 9 | 9.0 |
| Seth Klepper | 3 | 24 | 0 | 9 | 8.0 |
| Charlie Emenhiser | 1 | 6 | 0 | 6 | 6.0 |

| <u>Punting</u> | <u>No</u> | <u>Yds</u> | <u>Avg</u> | <u>Lng</u> | <u>Blk</u> |
|----------------|-----------|------------|------------|------------|------------|
| Kyle Bergman | 2 | 101 | 51 | 52 | 0 |

| <u>Punting</u> | <u>No</u> | <u>Yds</u> | <u>Avg</u> | <u>Lng</u> | <u>Blk</u> |
|----------------|-----------|------------|------------|------------|------------|
| Justin Miller | 4 | 161 | 40.3 | 49 | 0 |

| <u>Kickoffs</u> | <u>No</u> | <u>Yds</u> | <u>Avg</u> | <u>Lng</u> | <u>Blk</u> |
|-----------------|-----------|------------|------------|------------|------------|
| Troy Otten | 7 | 372 | 53 | 60 | 0 |

| <u>Kickoffs</u> | <u>No</u> | <u>Yds</u> | <u>Avg</u> | <u>Lng</u> | <u>Blk</u> |
|-----------------|-----------|------------|------------|------------|------------|
| Seth Klepper | 4 | 143 | 35.8 | 60 | 0 |

| <u>Punt Returns</u> | <u>No</u> | <u>Yds</u> | <u>TD</u> | <u>Lng</u> |
|---------------------|-----------|------------|-----------|------------|
| Caleb Siefring | 2 | 4 | 0 | 4 |

| <u>Punt Returns</u> | <u>No</u> | <u>Yds</u> | <u>TD</u> | <u>Lng</u> |
|---------------------|-----------|------------|-----------|------------|
| Charlie Emenhiser | 1 | 0 | 0 | 0 |

| <u>Kick Returns</u> | <u>No</u> | <u>Yds</u> | <u>TD</u> | <u>Lng</u> |
|---------------------|-----------|------------|-----------|------------|
| Drew Klosterman | 1 | 9 | 0 | 9 |
| Eric Schmackers | 1 | 5 | 0 | 5 |

| <u>Kick Returns</u> | <u>No</u> | <u>Yds</u> | <u>TD</u> | <u>Lng</u> |
|---------------------|-----------|------------|-----------|------------|
| Nick Post | 1 | -3 | 0 | -3 |
| Dean Conley | 2 | 19 | 0 | 18 |

| <u>Interceptions</u> | <u>No</u> | <u>Yds</u> | <u>TD</u> | <u>Avg</u> |
|----------------------|-----------|------------|-----------|------------|
|----------------------|-----------|------------|-----------|------------|

| <u>Interceptions</u> | <u>No</u> | <u>Yds</u> | <u>TD</u> | <u>Avg</u> |
|----------------------|-----------|------------|-----------|------------|
| Conner Yoder | 1 | 4 | 0 | 4.0 |
| Shane Bostic | 1 | 31 | 1 | 31.0 |



Coldwater vs Kirkland
December 02, 2011 at Paul Brown Stadium - Massilon
Division V State Championship
Final Statistics
Score by Quarters



| | 1 | 2 | 3 | 4 | Final |
|-------------------------|---|---|---|----|-------|
| Coldwater (11-4) | 0 | 0 | 7 | 0 | 7 |
| Kirkland (15-0) | 7 | 7 | 0 | 14 | 28 |

Team Statistics

| | | <u>Coldwater</u> | <u>Kirkland</u> |
|-------------------------------|-------------------------------|------------------|-----------------|
| Offensive | First Downs | 15 | 19 |
| | by Run | 4 | 18 |
| | by Pass | 11 | 1 |
| | by Penalty | 0 | 0 |
| | Rushes - Yards | 18-71 | 58-410 |
| | Passes Comp - Att - Yds - Int | 18-35-249-0 | 1-5-11-0 |
| Total Offensive Plays - Yards | | 53-320 | 63-421 |
| Kicking Game | Punt Returns - Avg - Long | 2-0-0 | 2-9-14 |
| | Kickoff Returns - Avg - Long | 3-8-9 | 1-22-22 |
| | Field Goals Made - Att - Long | 0-0-0 | 0-1-0 |
| | Punts - Average - Long | 3-42-45 | 2-34-34 |
| Turnovers | Interceptioned By | 0 | 0 |
| | Fumbles - Lost | 2-1 | 1-0 |
| | Penalties - Yards | 2-5 | 2-14 |

Scoring Summary

| <u>Team</u> | <u>Time</u> | <u>Qtr</u> | <u>Scoring Play</u> | <u>Conversion</u> | <u>PL-Yds</u> | <u>Score</u> |
|-------------|-------------|------------|----------------------------|----------------------|---------------|--------------|
| Kirkland | 05:30 | 1 | Christian Hauber 6 yd run | Jared Lyon kick good | 14-66 | 0 - 7 |
| Kirkland | 00:10 | 2 | Damon Washington 7 yd run | Jared Lyon kick good | 10-56 | 0 - 14 |
| Coldwater | 00:28 | 3 | Austin Bruns 6 yd run | Troy Otten kick good | 6-80 | 7 - 14 |
| Kirkland | 08:49 | 4 | Christian Hauber 5 yd run | Jared Lyon kick good | 7-80 | 7 - 21 |
| Kirkland | 04:10 | 4 | Damon Washington 81 yd run | Jared Lyon kick good | 3-88 | 7 - 28 |

Congratulations to MARK BRUNET (L), CALEB SIEFRING (WR) and KYLE BERGMAN (P) for being named First Team All-Ohio in D5

Individual Statistics

Coldwater

| <u>Rushing</u> | <u>Att</u> | <u>Yds</u> | <u>TD</u> | <u>Lg</u> | <u>Avg</u> |
|-----------------|------------|------------|-----------|-----------|------------|
| Austin Bruns | 14 | 62 | 1 | 21 | 4.4 |
| Jordan Chapin | 2 | 3 | 0 | 3 | 1.5 |
| Drew Klosterman | 1 | 7 | 0 | 7 | 7.0 |
| Team | 1 | -1 | 0 | -1 | -1.0 |

Kirkland

| <u>Rushing</u> | <u>Att</u> | <u>Yds</u> | <u>TD</u> | <u>Lg</u> | <u>Avg</u> |
|------------------|------------|------------|-----------|-----------|------------|
| Damon Washington | 17 | 147 | 2 | 81 | 8.6 |
| Christian Hauber | 30 | 196 | 2 | 39 | 6.5 |
| Scott Eilerman | 8 | 62 | 0 | 22 | 7.8 |
| Erik Cuhde | 1 | 3 | 0 | 3 | 3.0 |
| Joe Godek | 1 | 3 | 0 | 3 | 3.0 |
| Team | 1 | -1 | 0 | -1 | -1.0 |

| <u>Passing</u> | <u>Att</u> | <u>Cmp</u> | <u>Int</u> | <u>Yds</u> | <u>TD</u> | <u>Lng</u> |
|-----------------|------------|------------|------------|------------|-----------|------------|
| Austin Bruns | 34 | 18 | 0 | 249 | 0 | 41 |
| Drew Klosterman | 1 | 0 | 0 | 0 | 0 | 0 |

| <u>Passing</u> | <u>Att</u> | <u>Cmp</u> | <u>Int</u> | <u>Yds</u> | <u>TD</u> | <u>Lng</u> |
|----------------|------------|------------|------------|------------|-----------|------------|
| Scott Eilerman | 4 | 1 | 0 | 11 | 0 | 11 |
| Jared Lyon | 1 | 0 | 0 | 0 | 0 | 0 |

| <u>Receiving</u> | <u>Cat</u> | <u>Yds</u> | <u>TD</u> | <u>Lng</u> | <u>Avg</u> |
|------------------|------------|------------|-----------|------------|------------|
| Aaron Mestemaker | 6 | 94 | 0 | 41 | 15.7 |
| Caleb Siefring | 1 | 7 | 0 | 7 | 7.0 |
| Kyle Post | 1 | 9 | 0 | 9 | 9.0 |
| Alex Grieshop | 1 | 6 | 0 | 6 | 6.0 |
| Alex Stammen | 5 | 53 | 0 | 13 | 10.6 |
| Troy Otten | 2 | 58 | 0 | 40 | 29.0 |
| Drew Klosterman | 2 | 22 | 0 | 20 | 11.0 |

| <u>Receiving</u> | <u>Cat</u> | <u>Yds</u> | <u>TD</u> | <u>Lng</u> | <u>Avg</u> |
|------------------|------------|------------|-----------|------------|------------|
| Damon Washington | 1 | 11 | 0 | 11 | 11.0 |

| <u>Punting</u> | <u>No</u> | <u>Yds</u> | <u>Avg</u> | <u>Lng</u> | <u>Blk</u> |
|----------------|-----------|------------|------------|------------|------------|
| Kyle Bergman | 3 | 125 | 42 | 45 | 0 |

| <u>Punting</u> | <u>No</u> | <u>Yds</u> | <u>Avg</u> | <u>Lng</u> | <u>Blk</u> |
|----------------|-----------|------------|------------|------------|------------|
| Jared Lyon | 2 | 68 | 34 | 34 | 0 |

| <u>Kickoffs</u> | <u>No</u> | <u>Yds</u> | <u>Avg</u> | <u>Lng</u> | <u>Blk</u> |
|-----------------|-----------|------------|------------|------------|------------|
| Troy Otten | 2 | 113 | 57 | 60 | 0 |

| <u>Kickoffs</u> | <u>No</u> | <u>Yds</u> | <u>Avg</u> | <u>Lng</u> | <u>Blk</u> |
|-----------------|-----------|------------|------------|------------|------------|
| Jared Lyon | 5 | 219 | 43.8 | 60 | 0 |

| <u>Punt Returns</u> | <u>No</u> | <u>Yds</u> | <u>TD</u> | <u>Lng</u> |
|---------------------|-----------|------------|-----------|------------|
| Troy Otten | 1 | 0 | 0 | 0 |
| Caleb Siefring | 1 | 0 | 0 | 0 |

| <u>Punt Returns</u> | <u>No</u> | <u>Yds</u> | <u>TD</u> | <u>Lng</u> |
|---------------------|-----------|------------|-----------|------------|
| Damon Washington | 1 | 14 | 0 | 14 |
| Zach Santo | 1 | 4 | 0 | 4 |

| <u>Kick Returns</u> | <u>No</u> | <u>Yds</u> | <u>TD</u> | <u>Lng</u> |
|---------------------|-----------|------------|-----------|------------|
| Drew Klosterman | 2 | 18 | 0 | 9 |
| Jordan Klosterman | 1 | 5 | 0 | 5 |

| <u>Kick Returns</u> | <u>No</u> | <u>Yds</u> | <u>TD</u> | <u>Lng</u> |
|---------------------|-----------|------------|-----------|------------|
| Christian Hauber | 1 | 22 | 0 | 22 |

| <u>Interceptions</u> | <u>No</u> | <u>Yds</u> | <u>TD</u> | <u>Avg</u> |
|----------------------|-----------|------------|-----------|------------|
|----------------------|-----------|------------|-----------|------------|

| <u>Interceptions</u> | <u>No</u> | <u>Yds</u> | <u>TD</u> | <u>Avg</u> |
|----------------------|-----------|------------|-----------|------------|
|----------------------|-----------|------------|-----------|------------|



Coldwater Cavaliers
2011 Season Statistics
 Division 5 - Region 20 Champions
 Division 5 State Runners-Up



Game Results

| | | | | |
|------------------|---|----|---|----|
| Kenton | L | 17 | - | 24 |
| @ Hicksville | W | 51 | - | 13 |
| Anna | W | 17 | - | 0 |
| @ St. Henry | W | 28 | - | 7 |
| Versailles | W | 36 | - | 19 |
| @ Parkway | W | 28 | - | 0 |
| Delphos St. John | W | 17 | - | 14 |
| @ Marion Local | L | 0 | - | 7 |
| New Bremen | W | 30 | - | 21 |
| @ Minster | L | 6 | - | 22 |
| @ Covington | W | 31 | - | 7 |
| Versailles | W | 43 | - | 0 |
| West Jefferson | W | 28 | - | 6 |
| Hicksville | W | 41 | - | 21 |
| Kirkland | L | 7 | - | 28 |

Team Statistics

| <u>Score by Quarters</u> | <u>1</u> | <u>2</u> | <u>3</u> | <u>4</u> | <u>OT</u> | <u>Total</u> | <u>Avg</u> |
|--------------------------|----------|----------|----------|----------|-----------|--------------|------------|
| Coldwater | 108 | 114 | 97 | 61 | 0 | 380 | 25.3 |
| Opponents | 49 | 64 | 27 | 49 | 0 | 189 | 12.6 |

| | <u>Coldwater</u> | | <u>Opponents</u> | |
|-------------------------------------|------------------|----------------|------------------|----------------|
| <u>Offensive</u> | <u>Season</u> | <u>Average</u> | <u>Season</u> | <u>Average</u> |
| <u>First Downs</u> | 216 | 14 | 190 | 13 |
| Rushing | 105 | 7 | 100 | 7 |
| Passing | 102 | 7 | 80 | 5 |
| Penalty | 9 | 1 | 10 | 1 |
| <u>Rushing Yards</u> | 1724 | 115 | 1871 | 125 |
| Attempts | 426 | 28 | 511 | 34 |
| Average | 4.0 | 4.0 | 3.7 | 3.7 |
| <u>Passing Yards</u> | 2940 | 196 | 1970 | 131 |
| Completions | 200 | 13 | 190 | 13 |
| Attempts | 368 | 25 | 354 | 24 |
| Interceptions | 16 | 1.1 | 21 | 1.4 |
| Average per Att | 8.0 | 8.0 | 5.6 | 5.6 |
| Average per Comp | 14.7 | 14.7 | 10.4 | 10.4 |
| <u>Total Offensive Yards</u> | 4664 | 311 | 3841 | 256 |
| Total Plays | 794 | 53 | 865 | 58 |
| Average per Play | 5.9 | 5.9 | 4.4 | 4.4 |
| <u>Turnovers</u> | | | | |
| Total Turnovers | 29 (+6) | 2.5 | 35 | 2.3 |
| Interceptions | 16 | 1.1 | 21 | 1.4 |
| Fumbles | 22 | 1.5 | 22 | 1.5 |
| Lost | 13 | 0.9 | 14 | 0.9 |
| Penalties | 58 | 4 | 50 | 3 |
| Yards | 455 | 30 | 389 | 26 |



Coldwater Cavaliers
2011 Season Statistics
 Division 5 - Region 20 Champions
 Division 5 State Runners-Up



Individual Statistics

| <u>Rushing</u> | <u>Att</u> | <u>Yds</u> | <u>TD</u> | <u>Lng</u> | <u>Avg</u> |
|---------------------|------------|-------------|-----------|------------|------------|
| 3 Grant Muhlenkamp | 6 | 3 | 0 | 3 | 0.5 |
| 6 Kyle Post | 7 | 48 | 0 | 17 | 6.9 |
| 7 Austin Bruns | 209 | 761 | 7 | 33 | 3.6 |
| 8 Josh Huber | 4 | 19 | 0 | 11 | 4.8 |
| 23 Jordan Chapin | 69 | 368 | 4 | 27 | 5.3 |
| 28 Caleb Siefiring | 8 | 40 | 0 | 14 | 5.0 |
| 30 Mitch Feltz | 3 | 31 | 0 | 18 | 10.3 |
| 34 Drew Klosterman | 90 | 398 | 7 | 59 | 4.4 |
| 35 Derek Collett | 7 | 15 | 0 | 7 | 2.1 |
| 37 Mitch Schoenherr | 6 | 66 | 1 | 48 | 11.0 |
| 44 Nick Staugler | 2 | 4 | 0 | 4 | 2.0 |
| 52 Kyle Bergman | 1 | -4 | 0 | -4 | -4.0 |
| 57 Jake Kramer | 1 | 0 | 1 | 0 | 0.0 |
| T Team | 13 | -25 | 0 | 1 | -1.9 |
| Totals | 426 | 1724 | 20 | 59 | 4.0 |

| <u>Passing</u> | <u>Att</u> | <u>Cmp</u> | <u>Int</u> | <u>Yds</u> | <u>TD</u> |
|--------------------|------------|------------|------------|-------------|-----------|
| 7 Austin Bruns | 365 | 198 | 16 | 2901 | 26 |
| 34 Drew Klosterman | 3 | 2 | 0 | 39 | 1 |
| Totals | 368 | 200 | 16 | 2940 | 27 |

| <u>Receiving</u> | <u>Cat</u> | <u>Yds</u> | <u>TD</u> | <u>Lng</u> | <u>Avg</u> |
|---------------------|------------|-------------|-----------|------------|-------------|
| 1 Eric Schmackers | 8 | 90 | 0 | 21 | 11.3 |
| 2 Alex Stammen | 20 | 232 | 2 | 39 | 11.6 |
| 6 Kyle Post | 2 | 20 | 0 | 11 | 10.0 |
| 7 Austin Bruns | 1 | 2 | 0 | 2 | 2.0 |
| 8 Josh Huber | 38 | 626 | 3 | 72 | 16.5 |
| 9 Aaron Mestemaker | 36 | 510 | 5 | 41 | 14.2 |
| 18 Troy Otten | 25 | 333 | 0 | 40 | 13.3 |
| 23 Jordan Chapin | 17 | 213 | 1 | 57 | 12.5 |
| 28 Caleb Siefiring | 42 | 852 | 16 | 75 | 20.3 |
| 34 Drew Klosterman | 8 | 45 | 0 | 20 | 5.6 |
| 37 Mitch Schoenherr | 2 | 11 | 0 | 10 | 5.5 |
| 77 Alex Grieshop | 1 | 6 | 0 | 6 | 6.0 |
| Totals | 200 | 2940 | 27 | 75 | 14.7 |

| <u>Kicking</u> | <u>PATs</u> | | <u>Field Goals</u> | | |
|-----------------|-------------|------------|--------------------|-------------|------------|
| | <u>Att</u> | <u>Cmp</u> | <u>Att</u> | <u>Made</u> | <u>Lng</u> |
| 18 Troy Otten | 46 | 45 | 11 | 6 | 48 |
| 52 Kyle Bergman | 2 | 1 | - | - | - |

| <u>Punts</u> | <u>No</u> | <u>Yds</u> | <u>Avg</u> | <u>Lng</u> | <u>Blk</u> |
|-----------------|-----------|------------|------------|------------|------------|
| 52 Kyle Bergman | 48 | 1956 | 40.8 | 57 | 0 |

| <u>Kickoffs</u> | <u>No</u> | <u>Yds</u> | <u>Avg</u> | <u>Lng</u> | <u>TB</u> |
|-----------------|-----------|------------|------------|------------|-----------|
| 18 Troy Otten | 70 | 3774 | 53.9 | 60 | 30 |
| 52 Kyle Bergman | 3 | 95 | 31.7 | 51 | 0 |

| <u>Punt Returns</u> | <u>No</u> | <u>Yds</u> | <u>TD</u> | <u>Lng</u> |
|---------------------|-----------|------------|-----------|------------|
| 1 Eric Schmackers | 1 | 24 | 0 | 24 |
| 6 Kyle Post | 5 | 16 | 0 | 9 |
| 18 Troy Otten | 15 | 100 | 0 | 29 |
| 28 Caleb Siefiring | 13 | 77 | 0 | 26 |
| 35 Derek Collett | 1 | 5 | 0 | 5 |
| Totals | 35 | 222 | 0 | 29 |

| <u>Kick Returns</u> | <u>No</u> | <u>Yds</u> | <u>TD</u> | <u>Lng</u> |
|----------------------|-----------|------------|-----------|------------|
| 1 Eric Schmackers | 3 | 31 | 0 | 14 |
| 2 Alex Stammen | 1 | 18 | 0 | 18 |
| 8 Josh Huber | 7 | 205 | 1 | 95 |
| 18 Troy Otten | 7 | 119 | 0 | 45 |
| 28 Caleb Siefiring | 2 | 24 | 0 | 16 |
| 34 Drew Klosterman | 5 | 50 | 0 | 15 |
| 35 Derek Collett | 2 | 15 | 0 | 12 |
| 37 Mitch Schoenherr | 2 | 42 | 0 | 21 |
| 40 Jordan Klosterman | 5 | 19 | 0 | 14 |
| Totals | 34 | 523 | 1 | 95 |

| <u>Interceptions</u> | <u>No</u> | <u>Yds</u> | <u>TD</u> | <u>Avg</u> |
|----------------------|-----------|------------|-----------|-------------|
| 3 Grant Muhlenkamp | 1 | 33 | 0 | 33.0 |
| 8 Josh Huber | 6 | 61 | 1 | 10.2 |
| 9 Aaron Mestemaker | 1 | 27 | 1 | 27.0 |
| 23 Jordan Chapin | 2 | 2 | 0 | 1.0 |
| 28 Caleb Siefiring | 7 | 140 | 2 | 20.0 |
| 31 Zach Dickman | 1 | 6 | 0 | 6.0 |
| 40 Jordan Klosterman | 2 | 17 | 0 | 8.5 |
| 66 Alan Kunk | 1 | 1 | 0 | 1.0 |
| Totals | 21 | 287 | 4 | 13.7 |



Coldwater Cavaliers
2011 Season Statistics
 Division 5 - Region 20 Champions
 Division 5 State Runners-Up



Individual Scoring

| Name | TDs Run | TDs Rec | TDs Kick | TDs Punt | TDs INT | TDs Fum | PATs (2) | PATs (1) | FGs | Safety | Totals |
|-------------------|-----------|-----------|----------|----------|----------|----------|----------|-----------|----------|----------|------------|
| Siefring, Caleb | | 16 | | | 2 | | | | | | 108 |
| Otten, Troy | | | | | | | | 45 | 6 | | 63 |
| Klosterman, Drew | 7 | | | | | | 1 | | | | 44 |
| Bruns, Austin | 7 | | | | | | | | | | 42 |
| Mestemaker, Aaron | | 5 | | | 1 | | | | | | 36 |
| Chapin, Jordan | 4 | 1 | | | | | | | | | 30 |
| Huber, Josh | | 3 | 1 | | 1 | | | | | | 30 |
| Stammen, Alex | | 2 | | | | | | | | | 12 |
| Kremer, Jake | | | | | | 1 | | | | | 6 |
| Schoenherr, Mitch | 1 | | | | | | | | | | 6 |
| Team | | | | | | | | | | 1 | 2 |
| Bergman, Kyle | | | | | | | | 1 | | | 1 |
| | | | | | | | | | | | |
| | | | | | | | | | | | |
| | | | | | | | | | | | |
| Totals | 19 | 27 | 1 | 0 | 4 | 1 | 1 | 46 | 6 | 1 | 380 |

Individual Defensive Statistics

| Tackles | Total | Sacks | F Fum | Fum R | INT |
|-------------------|-------|-------|-------|-------|-----|
| Zach Dickman | 143 | 1 | 2 | 1 | 1 |
| Jordan Chapin | 124 | 1 | 3 | 6 | 2 |
| Isaac Dippold | 114 | 2 | | | |
| Jordan Klosterman | 110 | 9 | | | 2 |
| Cody Madaj | 67 | | 1 | | |
| Jordon Harlamert | 67 | 5 | | 1 | |
| Mark Brunet | 63 | 10 | 1 | | |
| Caleb Siefring | 57 | | | | 7 |
| Aaron Mestemaker | 56 | | 2 | | 1 |
| Alan Kunk | 54 | 4 | | | 1 |
| Zach Gerlach | 52 | 5 | 1 | | |
| Josh Huber | 50 | | | | 6 |
| Troy Otten | 28 | | | 2 | |
| Alex Grieshop | 26 | 2 | | | |
| Derek Collett | 23 | | | | |
| Mitch Schoenherr | 21 | | | | |
| Eric Schmackers | 12 | | | 1 | |
| Kyle Bergman | 12 | | | | |
| Keith Buening | 9 | | 1 | | |
| Alex Stammen | 8 | | | 1 | |
| Brody Hoying | 8 | | | | |

| Tackles | Total | Sacks | F Fum | Fum R | INT |
|---------------------|-------------|-----------|-----------|-----------|-----------|
| Josh Forsthoefel | 8 | | | | |
| Alex Pax | 6 | | | | |
| Grant Muhlenkamp | 6 | | | | 1 |
| Vinny Droesch | 5 | | | 1 | |
| Mitch Feltz | 3 | | | | |
| Justin Post | 2 | | | 1 | |
| Andrew Schwieterman | 1 | | | | |
| Austin Bruns | 1 | | | | |
| Brandon Wolters | 1 | | 1 | | |
| Christian Schramm | 1 | | | | |
| Drew Otten | 1 | | | | |
| Kyle Boeckman | 1 | | | | |
| Kyle Post | 1 | | | | |
| Matt Kramer | 1 | | | | |
| Ryan Thobe | 1 | | | | |
| Brent Collett | | | | | |
| Jake Kramer | | | | 1 | |
| | | | | | |
| | | | | | |
| | | | | | |
| Totals | 1143 | 39 | 12 | 15 | 21 |



Coldwater Cavaliers
2011 Season Statistics
Division 5 - Region 20 Champions
Division 5 State Runners-Up



Post Season Honors

2010 MAC All-League Football Teams

OFFENSE

First Team

Kyle Bergman (P), Caleb Siefring (WR), Troy Otten (K)

Second Team

Alex Grieshop (G)

DEFENSE

First Team

Mark Brunet (E), Jordon Harlamert (E), Jordan Klosterman (LB)

Jordan Chapin (DB), Caleb Siefring (CB)

Second Team

Cody Madaj (L), Zach Dickman (L)

Honorable Mention

Mark Brunet (OL), Alan Kunk, Austin Bruns

Aaron Mestemaker, Mike Rios

2010 All Northwest District Football Team

DEFENSE

First Team

Mark Brunet (L), Caleb Siefring (DB), Kyle Bergman (P)

Second Team

Jordan Harlamert (L), Jordan Klosterman (LB), Jordan Chapin (DB)

Honorable Mention

Troy Otten

2010 Division 5 All Ohio Football Team

DEFENSE

First Team

Mark Brunet (LB), Caleb Siefring (DB), Kyle Bergman (P)

Cavalier Weekly

CAVALIER Football Weekly



2011 Issue 2

June 4, 2014

By Chris Cron - Coldwater Football Statistician

Kenton Outlasts Coldwater 24 - 17

The Kenton Wildcats mixed the run with the pass and outdueled the Coldwater Cavaliers 24-17 at Coldwater Stadium last night.

What's that you say, "Kenton ran the football?" That's right, Kenton had more rushes than passes thrown (34-32). Running plays were actually called, not merely the result of the quarterback being flushed from the pocket.

Senior quarterback Maty Mauk ran the ball 34 times for 141 yards and two touchdowns and was 25 of 32 passing for 215 yards and one touchdown. He also ran in all three 2-point conversion tries.

Coldwater's junior quarterback Austin Bruns spread the football between nine different receivers completing 21 of 39 passes for 254 yards and two scores. He also picked up 28 of the Cavs 38 rushing yards.

Kenton got on the board first at the 5:41 mark of the opening quarter as Mauk ran in from 2 yards out and with the PAT Kenton held the early 8-0 advantage.

Coldwater came right back four and a half minutes later as Bruns hooked up with Caleb Siefring for a 13 yard score.

The teams traded possessions through the second quarter until with 18 seconds remaining Mauk hooked up with Matt Bahr from 16 yards out and with the two point version the Cats grade what appeared to have a 16-7 half time lead.

But Kenton doesn't have much of a kicking game and Coldwater quickly moved the ball to the Kenton 30 where with 3 seconds remaining Troy Otten established a new Coldwater record as he booted a 48 yard field goal to close the first half at 16-10 Kenton.

The second half was unlike any match-up between Coldwater and Kenton in recent years. The defenses stiffened and the third quarter came and went with no one denting the scoreboard.

Then with 8:19 remaining Bruns threw a dart to Otten in the left flat. The ball went thru his hands but deflected into the waiting arms of Alex Stammen who ran the final 15 or so yards into the endzone to complete a 30 yard play and after the PAT Coldwater held it's first lead 17-16.

The Coldwater defense had held Kenton in check for the entire second half and it looked like they would hold on to win, but youngsters sometimes loose focus and on a play the saw Kenton commit a holding penalty about 15 yards behind the line of scrimmage, a Coldwater defender committed a personal foul and after the two penalties were stepped of what would have been a second and 30 turned out to be a first and 5. Mauk pitched and ran the Cats down the field and with 3:07 remaining scored the winning touchdown and set the final score.

Siefring finished the night with 5 catches for 65 yards to lead the Cavalier receiving corp. Aaron Mestemaker caught 3 for 47 yards and Otten was 3 for 34 yards.

It's the first time since the 2001 season that Kenton has taken two straight games from Coldwater and it has not been since 1969-1972 that Kenton has defeated the Cavs in consecutive seasons. And it's the first time since 1994 the Coldwater has lost consecutive season openers (Brookville).

IT'S BEEN SUCH A LONG TIME

Next up for Coldwater is a 90 minute trip up Ohio 49 to Defiance County to renew a series with the Hicksville Aces. The Cavs and the Aces last met when they kicked off the 1947, 48 & 49 seasons. Coldwater is 3-0 in the series.

The Aces have had mixed success in the past four years. Last season they were 4-6. In the previous three years they were 9-2, 8-2 & 3-7. In 2009 they advanced to the playoff but lost to LCC.

Last night Archbold defeated Hicksville 43-37 after blowing a 17 point lead in the third. Here are the rest of last night results from the MAC.

Week 1 Results

| | | | |
|-----------------|----|-----------------|----|
| Archbold | 43 | Celina | 28 |
| Hicksville | 37 | Versailles | 31 |
| Covington | 43 | Crestview | 21 |
| New Bremen | 20 | Parkway | 26 |
| Ft Loramie | 05 | Kenton | 24 |
| Minster | 26 | Coldwater | 17 |
| Lehman Catholic | 14 | Marion Pleasant | 41 |
| Anna | 61 | St Henry | 33 |
| Marion Local | 07 | St John's | 14 |
| Shawnee | 13 | LCC | 21 |
| Ft Recovery | 44 | | |
| Mississinawa | 20 | | |

Week 2 Schedule

Anna @ Fairview
Detroit CC @ St John's
Coldwater @ Hicksville
Parkway @ Tinora
Minster @ Lehmen Catholic
Mt Carmel Ontario @ Marion Local
New Bremen @ Ft Loramie
St Henry @ Eaton
St Mary's @ Kenton
Versailles @ Graham Local
Ft Recovery @ Waynesfield Goshen



Coldwater Rake In the Aces

September dealt northwest Ohio one last summer heat wave and the Coldwater Cavaliers brought their own kind of heat as they used scores by the offense, defense and special teams to defeat the Hicksville Aces 51-13 on Friday night. The victory evens the Cavaliers record at 1-1 and the Aces fall to 0-2.

Seven different Cavaliers scored in a game that was pretty much decided after the first nine minutes of the contest. Drew Klosterman scored on Coldwater's third play from scrimmage going 59 yards off the right side. Less than two minutes later Caleb Siefring snagged a 33 yard TD pass from Austin Bruns. (Boy, was it hot!)

On the Aces next possession the Cavalier offense was caught out of possession and the speedy Hicksville quarterback Justin Miller had a clear path into the secondary and 73 yards later cut the Coldwater lead in half 14-7.

At the 3:18 mark Alex Stammen took another Bruns aerial 39 yards for a score. Then just 15 seconds later on the Aces ensuing possession, Aaron Mestemaker intercepted a Miller pass and weaved his way into the end zone from 27 yards away. Troy Otten connected on 3 of 4 PATs and the first quarter closed with Coldwater holding a commanding 27-7 lead. (Did I mention the heat?)

Mestemaker was not done though. With 2:09 remaining in the first half Bruns hit him with an 11 yard toss and the Cavaliers led 34-7 at half time.

By the time the second half began the sun set and the temperature dialed back as did Coldwater's wide open offense. The Cavaliers focused on running the

ball more than passing but the defense continued to stifle the Hicksville running attack.

With 50 seconds left in the third a Coldwater drive stalled at the Aces 12 and Troy Otten kicked his second field goal of the season from 20 yards out to give the Cavaliers a 37-7 lead. Otten who set a school record from 48 yards last week missed earlier in the evening from 47 yards.

The Aces next possession was short lived as Josh Huber intercepted another Miller pass and scored from 28 yards out. Despite the ever growing deficit, Hicksville did not give up as they ended a 13 play - 80 yard drive with a 20 yard Miller to Charlie Emenhiser pass. The Coldwater reserves closed out the scoring with five minutes to play as Mitch Schoenherr ran 48 yards to set the final score at 51-13.

Field position played a role in the Cavalier victory too as Troy Otten sent seven of his eight kickoffs 60 yards into the end zone for touchbacks.

LET THE MAC WARS BEGIN

Next week sees the beginning of MAC play as Coldwater hosts a powerful Anna Rockets team at Coldwater Stadium. Anna won their first two games defeating a very young Lehman Catholic squad 61-14 and slipping past a good Sherwood Fairview team 29-24.

Coldwater leads the series 6-1 as Anna recorded it's first victory over the Cavs in last season's MAC opener 38-28. Coldwater got a measure of revenge though as the two teams met in the first week of the Region 20 playoffs with Coldwater winning 27-17.

Last season's loss left the Cavs with a 1-2 record and they had to play near perfect football and watch the Region 20 scoreboard the rest of the season. Region 20 looks much stronger this year as 13 of the teams are 2-0 and 13 of the next 17 teams are 1-1. Winning MAC games is most important, but it is even more important when a league foe like Anna is also in your Region. (Versailles and Parkway are regional foes too).

Week 2 Results

| | | | |
|-------------------|----|-----------------|----|
| Anna | 29 | Coldwater | 51 |
| Fairview | 24 | Hicksville | 13 |
| Detroit CC | 14 | Minster | 41 |
| St John's | 07 | Lehman Catholic | 13 |
| Mt Carmel Ontario | 07 | New Bremen | 00 |
| Marion Local | 48 | Ft Loramie | 34 |
| Parkway | 18 | St Henry | 13 |
| Tinora | 41 | Eaton | 32 |
| St Marys | 07 | Versailles | 48 |
| Kenton | 40 | Graham Local | 20 |
| Ft Recovery | 34 | | |
| Waynesfield Gos. | 30 | | |

The MAC was 5-5 in week 1 and 6-4 in week 2 to finish the 'preseason' at 11-9. Not the kind of success that MAC teams have enjoyed in non-conference regular season games. The next eight weeks will determine if this level of non-conference success is enough to get a high number of MAC teams in the playoffs.

Week 3 Schedule

The battle for MAC supremacy begins

| |
|---------------------------|
| Anna @ Coldwater |
| Minster @ St John's |
| New Bremen @ Marion Local |
| St Henry @ Parkway |
| Versailles @ Ft Recovery |
| also... |
| Edon @ Hicksville |
| Kenton @ Van Wert |

CAVALIER Football Weekly



2011 Issue 4

June 4, 2014

By Chris Cron - Coldwater Football Statistician

Cavalier Defense Grounds the Rockets

It was not the typical Coldwater - Anna matchup. In seven previous meetings the two teams put an average of 45 points on the scoreboard. In their eighth meeting Coldwater put the only points on the board; 17, both offenses posted 429 yards of total offense, committed four turnovers and punted the football 11 times.

Coldwater, a team that for years has featured a spread offense which uses the pass to setup the run, could only manage 72 yards passing on this night.

The last time Coldwater had less than 100 yard passing in a game was in '08 at Parkway - 48 yards. But in that game Coach John Reed holstered his passing game because Parkway was simply out-manned. Consider the final score; 51-6.

You have to go back to '06 to find a game between two evenly matched teams where Coldwater had less than 100 yards passing (83). That was a 14-7 win over St. Henry.

So for those fans who like defense, this game was fun to watch. The Coldwater defense was solid from the get-go. Three times in the first half the Rockets got inside the red zone and could do no better than a fumble, a turnover on downs and a missed field goal. Anna totaled 96 yards rushing and 129 passing for a total of 225 yards on the night.

While the Anna offense was struggling, their defense was just as solid as Coldwater's. They allowed 132 yards rushing and 72 yards passing for a total of 204 yards.

When two teams are locked into a defensive battle, the game will usually be decided by special teams and turnovers.

The Coldwater special teams setup the first score as a Coldwater punt glanced off an Anna defenseman and was recovered by the Cavaliers at the Anna 10.

Two plays later Drew Klosterman plunged in from the 2 and with the Troy Otten PAT and Coldwater grabbed a 7-0 lead. With 10 seconds remaining in the first the Anna defense killed a Coldwater drive at the Anna 10 and Troy Otten kicked his third field goal of the season from 27 yards away, Coldwater 10 Anna 7 after one quarter.

Coldwater scored the final points of the game at the 8:43 mark of the second quarter as Austin Bruns threw a 12 yard scoring pass to Aaron Mestemaker. Otten added the point after and the score was 17-0.

Anna fumbled and lost the football three times but Coldwater did so only once. Cavalier punter Kyle Bergman punted 6 times for a 43.5 yard average consistently pinning Anna at or inside their 20 yard line. Troy Otten had four kickoffs with averaged 56.5 yards including one touchback.

Austin Bruns was the statistical leader again this week, logging 92 yards rushing and 72 yards passing. Caleb Siefring caught three passes for 30 yards. Mestemaker has 28 yards on three receptions.

Next up for Coldwater is the 39th annual Backyard Battle with St. Henry. This is the 40th meeting overall and Coldwater holds a 28-10-1 advantage having won the last 15 meetings.

St. Henry is coming off a 43-13 victory over Parkway and stand 1-2 on the season.

Week 3 Results

| | |
|--------------|----|
| Anna | 00 |
| Coldwater | 17 |
| Edon | 22 |
| Hicksville | 70 |
| Kenton | 66 |
| Van Wert | 13 |
| Minster | 00 |
| St John's | 07 |
| New Bremen | 08 |
| Marion Local | 55 |
| St Henry | 42 |
| Parkway | 13 |
| Versailles | 46 |
| Ft Recovery | 33 |

MAC Standings

| Team | MAC | OA | ST |
|--------------|-----|-----|----|
| Versailles | 1-0 | 3-0 | 3W |
| Marion Local | 1-0 | 2-1 | 2W |
| Coldwater | 1-0 | 2-1 | 2W |
| St. John's | 1-0 | 1-2 | 1W |
| St. Henry | 1-0 | 1-2 | 1W |
| Anna | 0-1 | 2-1 | 1L |
| Minster | 0-1 | 2-1 | 1L |
| Ft. Recovery | 0-1 | 2-1 | 1L |
| Parkway | 0-1 | 1-2 | 2L |
| New Bremen | 0-1 | 0-3 | 3L |

Non-League

| | | |
|------------|-----|----|
| Kenton | 3-0 | 3W |
| Hicksville | 1-2 | 1W |

Week 4 Schedule

| |
|--------------------------|
| Coldwater @ St Henry |
| Ft Recovery @ New Bremen |
| Marion Local @ Minster |
| Parkway @ Versailles |
| St John's @ Anna |
| also... |
| Shawnee @ Kenton |
| Hicksville @ Tinora |

CAVALIER Football Weekly



2011 Issue 5

June 4, 2014

By Chris Cron - Coldwater Football Statistician

Cavaliers Celebrate a Very Sweet 16

The Coldwater Cavaliers used a bend but don't break defense, a superior kicking game along with an improving offense to defeat the neighboring St. Henry Redskins 28-7 at Wally Post Athletic Complex. It was the 16th straight time the Cavs have beaten the Skins.

For the second straight week the Cavs opponents got into the red zone three times. Last week Anna could not score. This week a stronger St. Henry offense managed one score.

The Coldwater defense only allowed 63 yards rushing on 27 carries (2.3 ypc). Kyle Stahl, the Skins big bruising signal caller, put up 266 passing yards but threw two interceptions to Caleb Siefring, the first of which was at the Coldwater 2 yard line.

From there Coldwater ran 10 plays and scored on a 41 yard pass from Austin Bruns to Aaron Mestemaker and Coldwater led 7-0.

Early in the second quarter Coldwater's lighting offense kicked into gear as they only needed three plays to cover 80 yards. When Bruns found Josh Huber for a 52 yard strike, Coldwater led 14-0.

St. Henry finally found their rhythm right before half time as Stahl found Matt Osterholt on a 7 yard touchdown pass but Coldwater took a 14-7 lead in to the locker room.

Coldwater opened up the third quarter from their own 29 and ran five plays down to the St. Henry 27.

Then Jordan Chapin, in what was the most electrifying run by a Cavalier in many years, took the handoff, started right, cleared the line of scrimmage and then juked and jived his way through

the secondary, leaving many a Redskin reaching for nothing but air and gave the Cavaliers a commanding 21-7 lead just two and a half minutes into the second half.

Late in the third Coldwater closed out the scoring when Bruns found Caleb Siefring in the corner of the end zone from six yards away. Troy Otten converted his forth PAT and Coldwater led 28-7.

Field position played a huge part in this game as Otten put all five of his kick-offs into the end zone for touchbacks. Kyle Bergman only had to punt twice but both kicks averaged 40 yards and kept the Skins out of Coldwater territory.

Austin Bruns led all rushers with 90 yards on 12 carries and Chapin added 38 more on 7 carries. Bruns also was 11 of 22 passing for 218 yards and 3 touchdowns. Huber caught 2 passes for 96 yards and one score, Mestemaker snagged four balls for 72 yards and one score and Alex Stammen caught 3 passes for 49 yards.

Eye on the Tigers

Coldwater returns home next week to host the undefeated Versailles Tigers who had their way with Parkway 55-26.

Coldwater has won the last six meetings including last seasons 24-7 victory. The Tigers are in their second season under a new head coach who has replaced the traditional Tigerball running game with a spread offense much like Coldwater's.

Versailles opponents do not appear to have been very strong (other than 3-1 Ft. Recovery) but when the Cavs and Tigers meet the matchup is intense.

Versailles leads the all time series 28-25, but Coldwater holds the edge since the Tigers joined the MAC at 8-1.

Week 4 Results

| | |
|--------------|----|
| Coldwater | 28 |
| St Henry | 07 |
| Ft Recovery | 34 |
| New Bremen | 33 |
| Marion Local | 26 |
| Minster | 17 |
| Parkway | 26 |
| Versailles | 55 |
| St John's | 29 |
| Anna | 21 |
| Shawnee | 07 |
| Kenton | 34 |
| Hicksville | 34 |
| Tinora | 07 |

Week 5 Schedule

| |
|--------------------------|
| Anna @ Marion Local |
| Minster @ New Bremen |
| Parkway @ Ft Recovery |
| St Henry @ St John's |
| Versailles @ Coldwater |
| also... |
| Ottawa Glandorf @ Kenton |
| Antwerp @ Hicksville |

MAC Standings

| Team | MAC | OA | ST |
|--------------|-----|-----|----|
| Versailles | 2-0 | 4-0 | 4W |
| Marion Local | 2-0 | 3-1 | 3W |
| Coldwater | 2-0 | 3-1 | 3W |
| St. John's | 2-0 | 2-2 | 2W |
| Ft. Recovery | 1-1 | 3-1 | 1W |
| St. Henry | 1-1 | 1-3 | 1L |
| Anna | 0-2 | 2-2 | 2L |
| Minster | 0-2 | 2-2 | 2L |
| Parkway | 0-2 | 1-3 | 3L |
| New Bremen | 0-2 | 0-4 | 4L |

Non-League

| | | |
|------------|-----|----|
| Kenton | 4-0 | 4W |
| Hicksville | 2-2 | 2W |

CAVALIER Football Weekly



2011 Issue 6

June 4, 2014

By Chris Cron - Coldwater Football Statistician

Cavs Down Tigers Despite Sluggish Start

Two state ranked football teams met at Cavalier Stadium on Friday. For the first 30 minutes only one team played like a ranked team.

The Versailles Tigers opened the game with fire and determination. They ran the ball very well and sprinkled the pass such that the Coldwater defense was playing on their heels. Meanwhile the Coldwater offense which had showed signs of improvement over the past two weeks was struggling to make plays.

The Tigers scored at the 8:20 mark of the first quarter after driving 80 yards in 9 plays to grab the early 7-0 lead.

Coldwater's special teams answered 15 seconds later as Josh Huber put himself in the OHSAA record book returning the ensuing kickoff 95 yards to tie the score.

While the Coldwater offense continued to struggle, the Tiger O moved the ball pretty well but was not able to punch it in until Coldwater turned the ball over on their on 17. One play later a 17 yard pass saw Versailles recapture the lead at 13-7, a lead they held until halftime.

Versailles came out of the locker room with increased confidence and on their first possession drove 67 yards in 8 plays to take a 19-7 lead (PAT failed).

Coldwater's first series of the third quarter resulted in a punt and Versailles looked to run the clock and the football.

It was at this point that the Coldwater defense came to life and forced the Tigers to punt from inside their own 20 yard line. The long snap looked good but the punter muffed it and was tackled at the Versailles 18 yard line.

The strong defensive effort ignited the passions of the offense which finally

came to life and over the next 12 minutes the Cavaliers scored 28 unanswered points on four straight possessions.

It began on the very next play as Austin Bruns found Caleb Siefing on an 18 yard pass to close the gap to 19-14 with 6:15 to play in the third quarter.

On their next possession Coldwater started a seven play drive from their own 25 when Drew Klosterman took a lateral from Bruns and found Siefing from 37 yards out and the Cavaliers grabbed a 22-19 lead following Klosterman's 2 point PAT run.

Next, the Cavaliers drove 36 yards in 5 plays and Bruns scored on an electric 19 yard run to give the Cavs a 29-19 lead. Bruns scored again on the next possession from 10 yards out and the Cavaliers claimed their fourth straight win 36-19.

Bruns led all rushers with 84 yards. Jordan Chapin added 32 more. Bruns passed for 131 yards on 8 of 20 passes. Siefing lead all receivers with 71 yards on three catches. Huber added 41 yards on three more receptions and Troy Otten another 38 on one catch. For the defense Jordan Klosterman intercepted 2 passes and Huber picked one more. It should also be noted that Coldwater had two touchdowns called back by penalties.

Next up Coldwater travels to Rockford to face the Parkway Panthers who won an exciting overtime game over Ft. Recovery 36-35. Coldwater leads the series 44-6-1 and has won the last 22 meetings.

Tidbits: Coldwater is now 200-60-2 in the MAC leading all teams with a 76%

winning percentage. Drew Klosterman has thrown four passes in his career, three for touchdowns. Josh Huber (95) joins Tony Harlamert (98/2008) and Matt Bruns (95/1999) in the OHSAA record book for kickoffs returned for TDs.

Week 5 Results

| | | | |
|--------------|----|------------|----|
| Anna | 14 | Minster | 27 |
| Marion Local | 26 | New Bremen | 07 |
| Parkway | 36 | St Henry | 10 |
| Ft Recovery | 35 | St John's | 35 |
| Versailles | 19 | OG | 20 |
| Coldwater | 36 | Kenton | 36 |
| Antwerp | 00 | | |
| Hicksville | 68 | | |

Week 6 Schedule

| | |
|--------------|-------------|
| Coldwater | Ft Recovery |
| Parkway | Minster |
| Marion Local | New Bremen |
| St Henry | Anna |
| St John's | Kenton |
| Versailles | Elida |
| Hicksville | |

MAC Standings

| <u>Team</u> | <u>MAC</u> | <u>OA</u> | <u>ST</u> |
|--------------|------------|-----------|-----------|
| Marion Local | 3-0 | 4-1 | 4W |
| Coldwater | 3-0 | 4-1 | 4W |
| St. John's | 3-0 | 3-2 | 3W |
| Versailles | 2-1 | 4-1 | 1L |
| Ft. Recovery | 2-1 | 4-1 | 2W |
| Minster | 1-2 | 3-2 | 1W |
| Parkway | 1-2 | 2-3 | 1W |
| St. Henry | 1-2 | 1-4 | 2L |
| Anna | 0-3 | 2-3 | 3L |
| New Bremen | 0-3 | 0-5 | 5L |

Non-League

| | | |
|------------|-----|----|
| Kenton | 5-0 | 5W |
| Hicksville | 3-2 | 3W |

Wayne Trace

Division V - Region 20 Standings

| | |
|----------------------|--------------------|
| 1 Frankfort Adena | 5 Dayton Christian |
| 2 West Liberty-Salem | 6 Covington |
| 3 Marion Pleasant | 7 Miami East |
| 4 Coldwater | 8 Versailles |
| 12 Parkway | 22 Anna |

CAVALIER Football Weekly



2011 Issue 7

June 4, 2014

By Chris Cron - Coldwater Football Statistician

Cavaliers Defeats Improved Panthers

The Coldwater Cavaliers defeated a much improved Parkway Panther team Friday night by a score of 28-0. Parkway has a new head coach, a new attitude and though the score would make you think nothing has changed, they are playing better football then they have in the past few years. The win moves Coldwater to 4-0 in the MAC and 5-1 overall. Parkway falls to 1-3 and 2-4 overall.

Both teams traded interceptions on their first series. Coldwater began their second drive deep on their own 12 yard line. Austin Bruns capped a 10 play drive with a 23 yard pass to Caleb Siefring. Troy Otten's kick made the score 7-0 with 2:54 left in the first period.

At the 5:05 mark of the second quarter Bruns found Siefring again, this time from 9 yards out for the Cavs second touchdown and with Otten's PAT the score was 14-0. Then with 1 minute remaining before half time, Bruns tallied his third TD pass of the night as he found Aaron Mestemaker for a nine yard score. Otten's third PAT make the score 21-0 at halftime.

As the third quarter began, the weather which had been windy and chilly got wet too as a light rain started to fall. It would pour for a moment then slow to a drizzle. Not wanting to add insult to injury and probably with an eye to end the game sooner so as to escape the rain, Coldwater shifted to the running game. Drew Klosterman was called upon and he toted the ball 14 times for 67 yards. With 2:57 remaining in the third quarter, Klosterman sprinted up the middle for a 22 yard TD to close out the scoring for the evening. Otten made his

4th PAT of the evening to set the final score of 28-0. Otten now has converted 17 consecutive PATs.

Klosterman led all rushers with 72 yards on 15 carries. Bruns added 54 yards on 11 carries and Jordan Chapin who has proved to be valuable second running back added another 37 yards on just 3 carries.

Bruns had a pretty good night passing as he was 14 of 27 for 195 yards and three touchdowns, but he also threw 2 picks.

Otten led all receivers with 63 yards on 4 catches. Siefring had 32 yards on his two touchdown catches. Josh Huber had 57 yards on 3 catches and Mestemaker had 40 yards on three catches. Five of Bruns' passes went for 28, 20, 23, 24 and 23 yards.

Coldwater is getting good results from the kicking game too. Kyle Bergman's two punts averaged 47 yards and Otten's five kickoffs averaged 56 yards including two touchbacks.

The next two weeks will be very important for the Cavs as they pursue a MAC football title. In two weeks they travel to Maria Stein to play Marion Local but first they return home to host the defending D6 state champion Delphos St John Bluejays. The Jays are 4-2 on the season but are undefeated in the MAC. Friday night the Jays disposed of Versailles 31-7.

St. John has won the last two meetings with Coldwater including last seasons hard fought 14-0 shutout. Coldwater leads the series 22-15-1 (18-13-1 in the MAC).

As week 7 begins the D5 Region 20 computer points will start to be more close-

ly watched. See current standings below.

Week 6 Results

| | | | |
|--------------|----|-------------|----|
| Coldwater | 28 | Ft Recovery | 07 |
| Parkway | 00 | Minster | 43 |
| Marion Local | 47 | New Bremen | 06 |
| St Henry | 06 | Anna | 34 |
| St John's | 31 | | |
| Versailles | 07 | | |
| Kenton | 30 | Hicksville | 27 |
| Elida | 28 | Wayne Trace | 00 |

Week 7 Schedule

Anna @ Ft Recovery
Marion Local @ Parkway
Minster @ St Henry
New Bremen @ Versailles
St John's @ Coldwater
Ayersville @ Hicksville |
Bath @ Kenton

Division V - Region 20 Standings

| | |
|----------------------|--------------------|
| 1 Frankfort Adena | 5 Covington |
| 2 Marion Pleasant | 6 Dayton Christian |
| 3 West Liberty Salem | 7 West Jefferson |
| 4 Coldwater | 8 Miami East |
| | also... |
| 9 Versailles | 12 Parkway |
| 16 Anna | |

MAC Standings

| Team | MAC | OA | ST |
|--------------|-----|-----|----|
| Marion Local | 4-0 | 5-1 | 1w |
| Coldwater | 4-0 | 5-1 | 5W |
| St. John's | 4-0 | 4-2 | 4W |
| Versailles | 2-2 | 4-2 | 2L |
| Ft. Recovery | 2-2 | 4-2 | 1L |
| Minster | 2-2 | 4-2 | 1w |
| Anna | 1-3 | 3-3 | 1W |
| Parkway | 1-3 | 2-4 | 1L |
| St. Henry | 1-3 | 1-5 | 3L |
| New Bremen | 0-4 | 0-6 | 6L |

Non-League

| | | |
|------------|-----|----|
| Kenton | 6-0 | 6W |
| Hicksville | 4-2 | 4W |

CAVALIER Football Weekly



2011 Issue 8

June 4, 2014

By Chris Cron - Coldwater Football Statistician

Cavaliers Slip Past The Blue Jays

Two of the three teams at the top of the MAC football standings met on a beautiful fall evening in Coldwater as the Cavaliers hosted the Delphos St. John Blue Jays. As both teams watched the films on Saturday morning, the adjective 'beautiful' probably was not used to describe what they saw.

Two early Delphos turnovers became 10 points for Coldwater while the Cavalier offense spent most of the night looking for some consistency.

Outside observers will say it was an outstanding football game to experience, and they would be correct. When two MAC heavyweights hook up, the result is usually a hard fought defensive struggle, and so it was.

Jordan Chapin and Craig Sieftring intercepted passes on Delphos' first two possessions. After Chapin's pick, Coldwater needed only three plays to score on a 53 yard Austin Bruns to Josh Huber pass. Troy Otten added the point after and Coldwater led 7-0 at the 8:52 mark of the first quarter. Minutes later Sieftring returned his interception to the Delphos 25 yard line and this is were Coldwater's offense began to sputter. Three plays produced no yards, but Otten salvaged the possession by kicking a 42 yard field goal and Coldwater pushed out to a 10-0 advantage. That field goal would prove to be the difference in the game.

Delphos offense finally got on track as their bruising running back Jordan Bergfeld scored from one yard out to close the first half with Coldwater leading just 10-7. Bergfeld would score again on a 24 yard scamper at the 3:19 mark of the third quarter to give Delphos the lead at 14-10.

At that point things did not look good for the home team as the offense continued to struggle but the defense did it's job and with 3:25 to play in the game Coldwater started their final drive of the night. To that point Bruns was just 5 of 16 passing for 97 yards and the running game had only yielded 45 yards.

After an incomplete pass on first down, Chapin caught a pass for 8 yards and then ran 7 more yards for a first down at mid field. Two more passes to Huber and Sieftring gave Coldwater another first down at the Blue Jay's 33. Huber caught two more passes to move the ball to the 18 yard line. Then with 1:13 remaining in the game Bruns found Sieftring in the left flat and when he dove just inside the pylon he gave Coldwater a 17-14 lead after Otten's PAT.

Moments later Sieftring secured the come-from-behind victory for the Cavs as he intercepted his second pass of the night. For his efforts Sieftring was awarded the MVP trophy by the U.S. Marine Corp as part of the Great American Rivalry Series. Before the game Coldwater's Alex Pax and Delphos' Dylan Krendl received \$250 scholarships from the Marines for their outstanding work in the classroom, on the football field an within their respective communities.

There is no rest for the weary as Coldwater next has to travel to Maria Stein and take on the only other undefeated MAC team, the Marion Local Flyers. The winner will be in the drivers seat for the last two weeks of the season.

Coldwater has won the last three meetings and is 31-23-4 all time versus the Flyers.

Week 7 Results

| | | | |
|-------------|----|--------------|----|
| Anna | 34 | Ayersville | 03 |
| Ft Recovery | 14 | Hicksville | 49 |
| Bath | 42 | Marion Local | 48 |
| Kenton | 64 | Parkway | 20 |
| Minster | 34 | New Bremen | 00 |
| St Henry | 07 | Versailles | 42 |
| St John's | 14 | | |
| Coldwater | 17 | | |

Week 8 Schedule

Ft Recovery @ St. John's
Coldwater @ Marion Local
Parkway @ New Bremen
St Henry @ Anna
Versailles @ Minster
Kenton @ Celina
Hicksville @ Holgate

Division V - Region 20 Standings

No change in the top 7 this week. Triad replaces Miami East in the 8th spot. Versailles and Anna must win-out to have a chance at making the playoffs. Parkway is out of the running.

| | | |
|---|-----|--------------------|
| 1 | 7-0 | Marion Pleasant |
| 2 | 7-0 | Frankfort Adena |
| 3 | 7-0 | West Liberty-Salem |
| 4 | 6-1 | Coldwater |
| 5 | 7-0 | Covington |
| 6 | 6-1 | West Jefferson |
| 7 | 6-1 | Dayton Christian |
| 8 | 5-2 | Triad |

10 MAC Standings 5-2

| Team | MAC | OA | ST |
|--------------|-----|-----|----|
| Marion Local | 5-0 | 6-1 | 6W |
| Coldwater | 5-0 | 6-1 | 6W |
| St. John's | 4-1 | 4-3 | 1L |
| Versailles | 3-2 | 5-2 | 1W |
| Minster | 3-2 | 5-2 | 3W |
| Ft. Recovery | 2-3 | 4-3 | 2L |
| Anna | 2-3 | 4-3 | 2W |
| Parkway | 1-4 | 2-5 | 2L |
| St. Henry | 1-4 | 1-6 | 4L |
| New Bremen | 0-5 | 0-7 | 7L |

Non-League

| | | |
|------------|-----|----|
| Kenton | 7-0 | 7W |
| Hicksville | 5-2 | 5W |

CAVALIER Football Weekly



2011 Issue 9

June 4, 2014

By Chris Cron - Coldwater Football Statistician

Flyers Ground Coldwater Offense in 7-0 Victory

For the second week in a row it was a battle between two MAC unbeatens and again for the second week in a row the defenses ruled the night.

In the end the Coldwater offense's inability to sustain drives, capitalize on their opponents mistakes and four turn-overs cost them a shot at an outright MAC title as the Marion Local Flyers won 7-0 on the wind-swept turf at Maria Stein.

The Cavs have a chance at sharing the MAC title if Marion Local falters next week at Delphos St. John. A victory by the Blue Jays will put the top spot back into the three-way tie that existed just two short weeks ago.

The wind was a factor in the game as any ball that got more than 20 feet off the ground was pushed aside by a western wind that at times gusted 25 mph.

The first half ended in a scoreless tie, but Coldwater easily have been up by three scores had they executed inside Marion's 20 yard line. Three times the Flyer defense rose to the occasion and defended their end zone.

After a shanked Flyer punt the Cavaliers took possession at the Flyer 23 and quickly moved to the 1 yard line. Two runs lost yardage and an incomplete pass led to a 22 yard field goal attempt by Troy Otten. Although the kick appeared to be good, the officials said it did not clear the upright.

Later Coldwater blocked a Marion Local punt and took over at the Flyer 32. Five plays later and the Cavaliers had a first and goal just inside the 10 yard line. Austin Bruns found Aaron Mestemaker running from right left just inside the goal line and rifled a pass which Aaron

appeared to catch inside the end zone. A Flyer defender knocked the ball out of his hands and fell on the ball at the one. The officials call it a catch and fumble.

Meanwhile the Coldwater defense was rock solid. In the first half they only allowed one first down and the Flyer's deepest drive was to the Coldwater 47 where they promptly turned the ball over to the Cavs. Half time score 0-0.

The Flyer offense finally got on track in the second half. Early in the third the Flyers used a 26 yard pass and a 20 yard rush to move the ball to the Coldwater 11. The Cav defense held them to just 8 additional yards and the Flyers attempted their own field goal which barely got off the ground and flew wide right. But Coldwater committed a costly mistake when they took over as Bruns threw an interception and gave the ball right back to the Flyers at the Coldwater 34. Four plays later Adam Bertke scored on a 5 yard run and after a Lee Pierron kick the Flyers led 7-0.

Coldwater had a couple more chances but a fumble at the Flyer 25 and an interception by Pierron in the endzone ended Coldwater's chances for a victory.

The loss was Coldwater's first shut out loss since losing 14-0 to Delphos last season and the first time Coldwater has been shut out in consecutive seasons since 1990-91 (Celina, St. Henry).

Next week Coldwater returns home for the final home game of the regular season as they will host New Bremen who lost a heartbreaker in overtime to Parkway 41-40. Coldwater commands the series 33-5 having one the last 13 meetings including last seasons 49 point shut

out. Coldwater has outscored 279-20 in their last six meetings.

Week 8 Results

| | | | |
|--------------|----|-------------|----|
| Coldwater | 00 | Ft Recovery | 14 |
| Marion Local | 07 | St John's | 35 |
| Hicksville | 49 | Kenton | 40 |
| Holgate 00 | | Celina | 33 |
| Parkway | 41 | St Henry | 00 |
| New Bremen | 40 | Anna | 40 |
| Versailles | 21 | | |
| Minster | 20 | | |

Week 9 Schedule

Anna @ Versailles
Marion Local @ St John's
Minster @ Parkway
New Bremen @ Coldwater
St Henry @ Ft Recovery
Defiance @ Kenton
Edgerton @ Hicksville

Division V - Region 20 Standings

Coldwater maintains the #4 position in this weeks standings. Adena and West Liberty swap positions. Miami East replaces Dayton Christian in the #7 spot this week. Versailles moves up a spot to #9 and despite winning last week Anna fell three spots to #14

| | | |
|---|-----|--------------------|
| 1 | 7-0 | Marion Pleasant |
| 2 | 7-0 | Frankfort Adena |
| 3 | 7-0 | West Liberty-Salem |
| 4 | 6-1 | Coldwater |
| 5 | 7-0 | Covington |
| 6 | 6-1 | West Jefferson |
| 7 | 6-1 | Dayton Christian |
| 8 | 5-2 | Triad |
| 9 | 6-2 | Versailles |

MAC Standings

| Team | MAC | OA | ST |
|--------------|-----|-----|----|
| Marion Local | 6-0 | 7-1 | 7W |
| Coldwater | 5-1 | 6-2 | 1L |
| St. John's | 5-1 | 5-3 | 1W |
| Versailles | 4-2 | 6-2 | 2W |
| Minster | 4-2 | 6-2 | 4W |
| Anna | 3-3 | 5-3 | 3W |
| Ft. Recovery | 2-4 | 4-4 | 3L |
| Parkway | 2-4 | 3-5 | 1W |
| St. Henry | 1-5 | 1-7 | 5L |
| New Bremen | 0-6 | 0-8 | 8L |

Non-League

| | | |
|------------|-----|----|
| Kenton | 8-0 | 8W |
| Hicksville | 6-2 | 6W |



Coldwater Foils New Bremen Upset Bid

The great thing about MAC football is that no matter what record a team brings into a game, their opponent has to bring their best game to the table or face an embarrassing upset. That almost happened at Cavalier Stadium Friday night.

The New Bremen Cardinals, winless in eight games this season and 10 straight dating back to last season won the statistical battle with the Coldwater Cavaliers. But the only stat that matters is the final score which Coldwater claimed 30-21.

The Cav-Gun offense which has struggled in recent weeks, continued to misfire and each blown opportunity only emboldened the visiting Cardinals. The defenses ruled the first quarter which ended in a scoreless tie.

Coldwater finally capitalized on a New Bremen turnover as Austin Bruns scored from 8 yards to finish a two play 17 yard drive. Troy Otten's PAT made the score 7-0. New Bremen immediately responded driving 50 yards in just 3 plays capped by a 32 yard TD pass to Ben Chaney to tie the game at 7 after the PAT. Then with just 2:37 remaining in the first half, Coldwater ended a 7 play 65 yard drive with a 29 yard pass from Bruns to Caleb Siefring to lead at half time 14-7 after Otten's PAT.

Coldwater came out in the second half needing to make a statement and did so by recording a safety and their longest pass of the night, 57 yard from Bruns to Jordan Chapin to take a 23-7 lead. It looked like the game was beginning to play out as expected. But football games have four quarters and New Bremen dominated the final 12 minutes.

The Cardinals had their longest drive of the night, 7 plays covering 63 yards which ended with Aaron Clune diving in from 2 yards out and then catching the PAT pass to close the score to 23-15.

Later, Coldwater moved the ball across mid field but fumbled and gave possession back to New Bremen at their own 42. An inspired Cardinal offense punched and passed their way down field until Chaney caught a 29 yard pass for his second touchdown to pull within two points 23-21. The pass attempt on the point after try was batted down and Coldwater clung to a tenuous lead.

Coldwater responded and drove deep into Cardinal territory but gave the ball back to New Bremen with just under 2 minutes to play. But the Cardinals threw their second interception of the night and speedster Caleb Siefring returned it untouched 57 yards for the final score. Troy Otten's PAT made the final 30-21 and Coldwater survived the upset bid.

Bruns lead all rushers with 84 yards of Coldwater's 173 rushing yards. Bruns also threw for 129 yards on 12 of 23 attempts. Chapin had one catch for 57 yards and Siefring had two for 38 yards as Bruns spread his passes among 7 different receivers.

But the offensive star of the game was New Bremen's Ben Chaney. He caught 10 passes for 237 yards and 2 touchdowns. Six of those receptions went for 25, 61, 32, 30, 38 and 29 yards.

Next week Coldwater travels to Minster to take on the 6-3 Minster Wildcats.

Last season Coldwater prevailed 40-20 to move their series winning streak to

17 games and they lead the series 44-12.

Week 9 Results

| | | | |
|-------------|----|--------------|----|
| Anna | 00 | Marion Local | 14 |
| Versailles | 33 | St John's | 21 |
| Minster | 28 | New Bremen | 21 |
| Parkway | 16 | Coldwater | 30 |
| St Henry | 00 | Defiance | 15 |
| Ft Recovery | 25 | Kenton | 54 |
| Edgerton | 21 | | |
| Hicksville | 34 | | |

Week 10 Schedule

Coldwater @ Minster
 Ft Recovery @ Marion Local
 Parkway @ Anna
 St John's @ New Bremen
 Versailles @ St Henry
 Hicksville @ Fairview
 Kenton @ Wapakoneta

Division V - Region 20 Standings

| | | |
|---|-----|--------------------|
| 1 | 9-0 | Marion Pleasant |
| 2 | 9-0 | West Liberty-Salem |
| 3 | 8-1 | Frankfort Adena |
| 4 | 9-0 | Covington |
| 5 | 7-2 | Coldwater |
| 6 | 7-2 | West Jefferson |
| 7 | 7-2 | Versailles |
| 8 | 7-2 | Triad |

Versailles jump back in to the top eight replacing Dayton Christian. Anna has been eliminated from contention.

MAC Standings

| Team | MAC | OA | ST |
|--------------|-----|-----|----|
| Marion Local | 6-1 | 7-2 | 1L |
| Coldwater | 6-1 | 7-2 | 1W |
| St. John's | 6-1 | 6-3 | 2W |
| Versailles | 5-2 | 7-2 | 3W |
| Minster | 5-2 | 7-2 | 5W |
| Anna | 3-4 | 5-4 | 1L |
| Ft. Recovery | 3-4 | 5-4 | 1W |
| Parkway | 2-5 | 3-6 | 1L |
| St. Henry | 1-6 | 1-8 | 6L |
| New Bremen | 0-7 | 0-9 | 9L |

Non-League

| | | |
|------------|-----|----|
| Kenton | 9-0 | 9W |
| Hicksville | 7-2 | 7W |

CAVALIER Football Weekly



2011 Issue 11

June 4, 2014

By Chris Cron - Coldwater Football

Minster Defense Grounds Coldwater

The Minster Wildcats used a smothering defense and a big play offense to defeat the Coldwater Cavaliers 22-6 at Memorial Stadium in Minster.

It was the first time in 18 seasons that the Cats had defeated the Cavaliers—before most of the Minster student body were even born. The victory also sends the Wildcats to the post season for the second consecutive year.

Minster did to Coldwater what the Cavaliers usually do to their opponents. They used a stingy defense and a big play offense to deal the Cavs their first week 10 loss since 2001 and send them in to the playoffs as losers of two of their last three games.

Minster got off to a fast start as they forced Coldwater to punt on their first possession then used a 7 play 59 yard drive to take a quick 6-0 lead. Coldwater moved the ball on their next possession but the drive stalled and after the punt went into the end zone the Cats took over at their own 20 yard line. Two plays later Korey Schultz took the ball of right tackle, bounced it outside, broke a pair of tackles in the secondary and he was off to the races. 80 yards later he crossed the goal line and after a conversion pass the Wildcats led 14-0 with only 5:14 seconds expired in the first quarter.

The Coldwater defense stiffened until late in the second quarter when the Cats began another drive at their own 20, Five plays later they pushed their advantage to 22-0. That drive featured another long running play of 61 yards.

Meanwhile the Coldwater offense was struggling. In the first half they lost 30 yards rushing and only gained 93 yards

in the air for 63 yards of total offense in the first half.

The Cavaliers appeared stronger coming out of the half time lock room, but Minster did not back down. For the game Coldwater was held to 159 yards of total offense including just 3 yards rushing, their lowest single game rushing yardage since Oak Harbor held them to 1 yard in 2006. Coldwater finally dented the scoreboard when with just 1:42 to play in the game Austin Bruns ran in from the 5 yard line to cap a 5 play 35 yard drive.

Bruns was 16 of 37 passing for 156 yards and 3 interceptions. The offensive line struggled against a Minster defense which mix the blitz with bull rushes by the defensive line which threw Bruns for negative yards eight times, three times for 10 yards or more.

The loss dropped the Cavaliers from a first place tie in the MAC as Marion Local and Delphos will share the championship this season and the Cavaliers will share 2nd place with Versailles. Minster will finish third. All five of these teams will see action in Week 11.

Coldwater closes out the regular season at 7-3 which is their 17th consecutive winning season.

Next up the Cavaliers will test the post season waters. See page 2 for a playoff preview.

Week 10 Results

| | | | |
|------------|----|--------------|----|
| Coldwater | 06 | Ft Recovery | 20 |
| Minster | 22 | Marion Local | 39 |
| Parkway | 20 | St John's | 42 |
| Anna | 35 | New Bremen | 21 |
| Versailles | 55 | Hicksville | 46 |
| St Henry | 28 | Fairview | 06 |

Final 2011 MAC Standings

| Team | MAC | OA | ST |
|--------------|-----|------|-----|
| Marion Local | 7-1 | 8-2 | 1W |
| St. John's | 7-1 | 7-3 | 3W |
| Versailles | 6-2 | 8-2 | 4W |
| Coldwater | 6-2 | 7-3 | 1L |
| Minster | 5-3 | 7-3 | 2W |
| Anna | 4-4 | 6-4 | 1W |
| Ft. Recovery | 3-5 | 5-5 | 1L |
| Parkway | 2-6 | 3-7 | 2L |
| St. Henry | 1-7 | 1-9 | 7L |
| New Bremen | 0-8 | 0-10 | 10L |

Non-League

| | | |
|---------------|------|-----|
| Kenton | 10-0 | 10W |
| Hicksville | 8-2 | 8W |
| Kenton 52 | | |
| Wapakoneta 32 | | |

Congratulations...

Coldwater's non-league opponents Kenton and Hicksville both capped off successful seasons. Kenton finished undefeated and winners of the WBL. Hicksville finished 8-2 and won the Green Meadows Conference for the ninth time and the first time since 2004.



CAVALIER Football Weekly

2011 OHSAA Football Playoffs

For the seventeenth time in school history, the Coldwater Cavaliers have advanced to the OHSAA Football Playoffs. It is also the 15th consecutive post season appearance by the Cavaliers. Having finished fifth in Region 20 of Division V, Coldwater did not earn a home game. So they will take to the road for a visit to Darke County and the undefeated Covington Buccaneers.

It will be the second meeting between these two teams. Coldwater won the initial meeting in the 1982 season opener by a score of 19-14.

Covington has reached the playoffs 15 times, including 6 consecutive appearances and 11 of the past 12 seasons. They are 10-14 in the post season.

Covington's lone appearance in the state finals came in 1979 with a 23-17 double-overtime loss to Mogadore.

The Buccaneers have not had success versus MAC schools in the play offs have last all six of their previous matchups including St. Henry ('96), Marion Local (2000, '03, '06, '09) and Delphos St. John ('05).

Meanwhile, Coldwater is 41-14 overall with 6 regional championships, 6 State Final appearances and 2 State titles at the expense of Youngstown Mooney in 2005 & 2007.

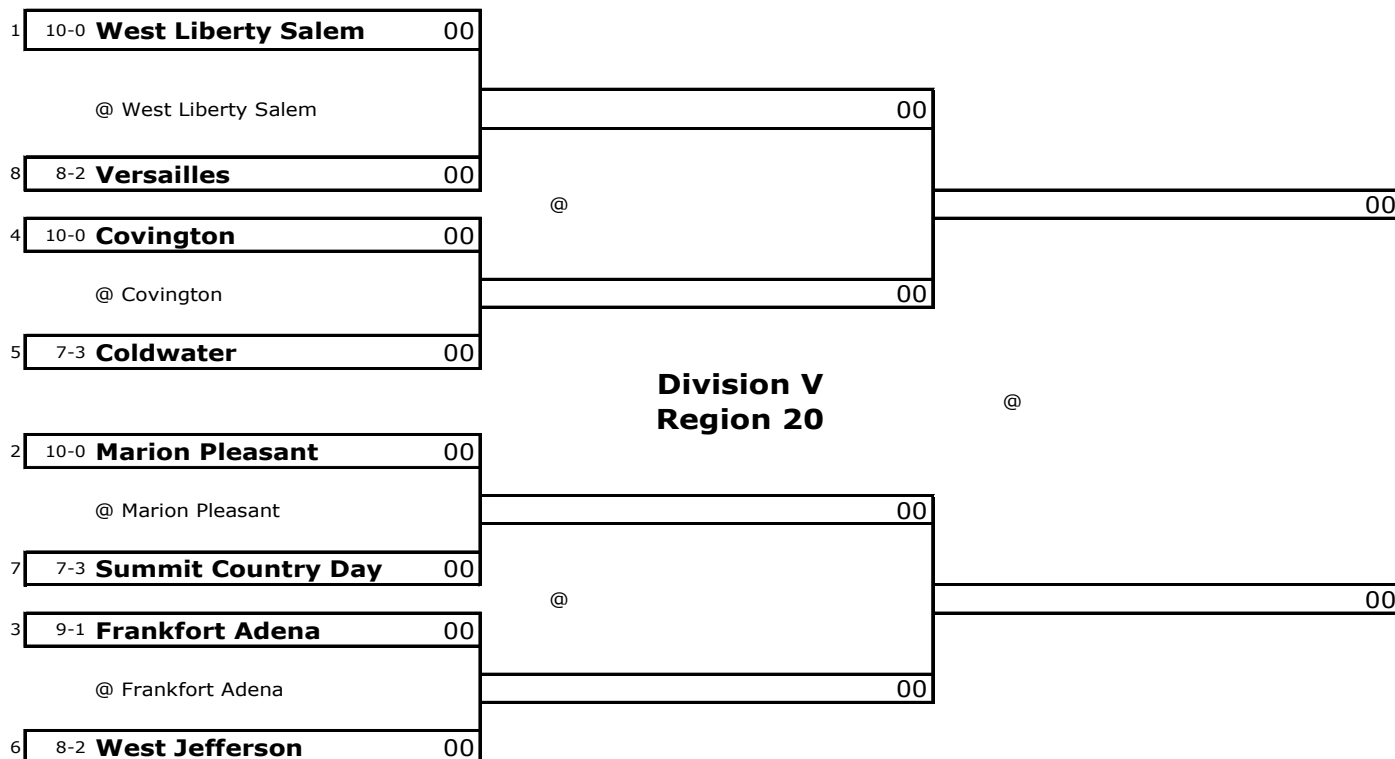
In Week 11 action the Cavaliers are 14-2 (Arcanum '86, Versailles '97).

Coldwater 2011 Season Results (7-3)

| Loc | Opponent | Result | Opp Div/Rec |
|-------------------|--------------|-------------|-------------|
| H | Kenton | 17 - 24 | 4 10 - 0 |
| A | Hicksville | 51 - 13 | 5 8 - 2 |
| H | Anna | * 17 - 0 | 5 6 - 4 |
| A | St Henry | * 28 - 7 | 6 1 - 9 |
| H | Versailles | * 36 - 19 | 5 8 - 2 |
| A | Parkway | * 28 - 0 | 5 3 - 4 |
| H | St John's | * 17 - 14 | 6 7 - 3 |
| A | Marion Local | * 0 - 7 | 6 8 - 2 |
| H | New Bremen | * 30 - 21 | 6 0 - 10 |
| A | Minster | * 6 - 22 | 6 7 - 3 |
| * League Opponent | | Avg 23 - 13 | 58 - 39 |

Covington 2011 Season Results (10-0)

| Loc | Opponent | Result | Opp Div/Rec |
|-------------------|----------------|-----------|-------------|
| A | New Bremen | 43 - 20 | 6 0 - 10 |
| H | Mississawana | * 58 - 0 | 6 0 - 10 |
| A | Bethel | * 17 - 14 | 5 5 - 5 |
| H | Bradford | * 35 - 16 | 6 5 - 5 |
| H | TC North | * 35 - 7 | 6 8 - 2 |
| A | Miami East | * 19 - 0 | 5 6 - 4 |
| H | TV South | * 47 - 7 | 5 3 - 7 |
| A | National Trail | * 70 - 0 | 5 1 - 9 |
| H | Ansonia | * 52 - 12 | 6 6 - 4 |
| A | Arcanum | * 34 - 0 | 6 5 - 5 |
| * League Opponent | | Avg 41 8 | 39 - 61 |





Coldwater Opens Post Season With A Big Victory

The #5 Coldwater Cavaliers found new life in the first week of the post season defeating previously unbeaten #4 Covington Buccaneers 31-7.

The Cavalier offense which had been struggling for rhythm and consistency in recent weeks was back to form putting together their best performance since a 36-19 victory over Versailles in Week 5. Which is probably a good thing since their next opponent will be #8 Versailles who defeated #1 West Liberty Salem 48-21 in another Region 20 quarterfinal game.

The Coldwater defense feasted on the one-dimensional Covington offense all night long. The Buccs ran the ball 42 times for just 137 yards and attempted only 7 passes, completing 3 for 35 yards. They held leading rusher Isaiah Winston to just 78 yards on 23 carries and Alex Baskerville to 35 yards on 11 tots.

Meanwhile Austin Bruns got good protection from the Cav O-Line such that he was 9 of 15 for 174 yards, completing passes of 50, 39 & 34 yards to Josh Huber, Caleb Siefiring and Aaron Mestemaker respectively. Even better he ran the ball 10 times for 71 yards and two scores including a 33 yard scamper early in the third quarter to put the game out of reach.

Covington took the opening kickoff and quickly fumbled the ball to Coldwater at their own 15 yard line. On Coldwater's third play, Jordan Chapin dove over the goal like but the ball popped out, apparently prior to crossing the line. Jonny-on-the-spot lineman Jake Kramer found the ball lying on top of the pile and upon recovering it recorded a touchdown to give the Cavs an early 7-0 lead.

Covington responded by holding the ball for 15 plays over the next 9 minutes, driving 75 yards to tie the score 7-7. Their drive was aided by a roughing the punter call against Chapin which extended the Buccs drive.

Coldwater responded right away with a Troy Otten 24 yard field goal to regain the lead 10-7. Later Drew Klosterman scored on a one yard plunge to set the half time score at 17-7.

With 6:54 left in the third Bruns capped off a 7 play 63 yard drive with his 33 yard TD run and Coldwater led 24-7. Then with 2:52 left in the same period, Bruns scored again from the 3 to seal the deal 31-7.

Tidbits...

- ◆ For the first time this season the Cavalier offense did not commit a turnover. As a team the Cavs are +5 in turnovers this season.
- ◆ Troy Otten's 2nd quarter field goal was his 5th in 9 attempts this season. His four PAT kicks pushed his consecutive PAT streak to 27.
- ◆ The All-MAC was announced this week:
1st Team Offense: Kyle Bergman (P), Caleb Siefiring (WR), Troy Otten (K).
1st Team Defense: Mark Brunet (E), Jordan Harlamert (E), Jordan Klosterman (LB), Jordan Chapin (DB), Caleb Siefiring (CB).
2nd Team Offense: Alex Grieshop (G).
2nd Team Defense: Cody Madaj (L), Zach Dickman (L).
Honorable Mention: Mark Brunet, Alan Kunk, Austin Bruns, Aaron Mestemaker, Mike Rios.
- ◆ All five MAC teams competing in Week 11 of the playoffs were victorious, running the conferences record against non-MAC opponents to 48-1 in Regional Quarterfinal games. The MAC is 48-6 all-time in Regional Semifinals against non-MAC teams.

Division 5 Quarterfinal News/Results

The Division V Championship this season is wide-open. Three time defending champ

Youngstown Ursaline did not make the playoffs after finishing just 4-6. AP poll winner and unbeaten Lima Central Catholic was stunned by Liberty Benton 45-35. Also Hicksville defeated unbeaten Hopewell Loudon 28-7 leaving Coldwater and Versailles as odds on favorites in Region 20

Region 20

Coldwater 31 Covington 07
 Versailles 48 West Liberty 21
 Summit Country Day 07 Marion Pleasant 79
 West Jefferson 40 Frankfort Adena 13

Region 19

Smithville 07 Bucyrus Wynford 33
 Portsmouth West 18 Nelsonville-York 12
 Ridgewood 21 Lucasville Valley 28
 Ashland Crestview 45 Grandview Heights 29

Region 18

Carey 00 Liberty Center 28
 Patrick Henry 49 Northwood 28
 Hicksville 28 Hopewell-Loudon 07
 Liberty-Benton 45 Lima Central Catholic 35

Region 17

Columbiana 08 Kirtland 49
 New Middletown 14 Sugarcreek Garaway 32
 Louisville St. Thomas 34 Monroe Central 12
 Cuyahoga Hghts 20 Columbiana Crestview 44

Division 5 Semifinal Pairings

Region 20

(5) Coldwater vs (8) Versailles
 (1) Marion Pleasant vs (6) West Jefferson

Region 19

(1) Bucyrus Wynford vs (5) Portsmouth West
 (2) Lucasville Valley vs (6) Ashland Crestview

Region 18

(1) Liberty Center vs (5) Patrick Henry
 (7) Hicksville vs (6) Liberty-Benton

Region 17

(1) Kirtland vs (4) Sugarcreek Garaway
 (7) Louisville St. Thomas vs
 (3) Columbiana Crestview



CAVALIER Football Weekly

2011 OHSAA Football Playoffs - Regional Semifinals

Region 20 of Division 5 is home to four MAC schools, Every year at least one of these teams seems to make the playoffs and despite their seeding they are always considered favorites to win the region. This season two playoff veterans from the MAC will clash in one Region 20 semi-final as #5 Coldwater will face #8 Versailles at Dayton Welcome Stadium.

These historical MAC foes will meet following Week 1 where Coldwater defeated Covington in 31-7 and Versailles downed #1 seed West Liberty Salem 45-21. In the other half of the bracket Marion Pleasant dispatched Summit Country Day 79-7 and West Jefferson dropped Frankfort Adena 40-13.

Coldwater and Versailles have a long history together. Coldwater's first varsity game in 1936 was against the Tigers who hold a 28-25-2 advantage in the series. Coldwater has won the last seven regular season meetings dating back to 2005. But when meeting in the playoffs the Tigers have had the upper hand. In 1997 they met at Skip Bauchman Stadium in St. Marys and the Tigers prevailed 12-7. Then in 2004 they met at Welcome Stadium and again the Tiger won 14-0. On both occasions Coldwater had won the regular season meeting.

Coldwater is 12-2 all-time in Week 12 action and 3-1 at Welcome Stadium.

Coldwater 2011 Season Results (7-3)

| Loc | Opponent | Result | Opp Div/Rec |
|-------------------|---------------------|-----------------|-------------|
| H | Kenton | 17 - 24 | 4 11 - 0 |
| A | Hicksville | 51 - 13 | 5 9 - 2 |
| H | Anna | * 17 - 0 | 5 6 - 4 |
| A | St Henry | * 28 - 7 | 6 1 - 9 |
| H | Versailles | * 36 - 19 | 5 8 - 3 |
| A | Parkway | * 28 - 0 | 5 3 - 4 |
| H | St John's | * 17 - 14 | 6 8 - 3 |
| A | Marion Local | * 0 - 7 | 6 9 - 2 |
| H | New Bremen | * 30 - 21 | 6 0 - 10 |
| A | Minster | * 6 - 22 | 6 8 - 3 |
| A | Covington | 31 - 7 | 5 10 - 1 |
| * League Opponent | | Avg 23.7 - 12.2 | 73 - 41 |

Versailles 2011 Season Results (10-0)

| Loc | Opponent | Result | Opp Div/Rec |
|-------------------|---------------------------|---------------|-------------|
| H | Celina | 31 - 28 | 2 2 - 8 |
| A | Graham | 48 - 20 | 3 2 - 8 |
| A | Ft. Recovery | * 46 - 33 | 4 4 - 6 |
| H | Parkway | * 55 - 26 | 5 3 - 7 |
| A | Coldwater | * 19 - 36 | 5 8 - 3 |
| H | St John's | * 7 - 31 | 6 8 - 3 |
| H | New Bremen | * 42 - 0 | 6 0 - 10 |
| A | Minster | * 21 - 20 | 6 8 - 3 |
| H | Anna | * 33 - 0 | 5 6 - 4 |
| A | St. Henry | * 55 - 28 | 6 2 - 8 |
| A | West Liberty Salem | 48 - 21 | 5 10 - 1 |
| * League Opponent | | Avg 36.8 - 22 | 53 - 61 |

| | | | |
|----------------------|------|---------------------------|----|
| 1 | 10-0 | West Liberty Salem | 21 |
| @ West Liberty Salem | | | |
| 8 | 8-2 | Versailles | 48 |
| 4 | 10-0 | Covington | 07 |
| @ Covington | | | |
| 5 | 7-3 | Coldwater | 31 |
| | | | |
| 2 | 10-0 | Marion Pleasant | 79 |
| @ Marion Pleasant | | | |
| 7 | 7-3 | Summit Country Day | 07 |
| 3 | 9-1 | Frankfort Adena | 13 |
| @ Frankfort Adena | | | |
| 6 | 8-2 | West Jefferson | 40 |

| | |
|------------------|-------------------|
| 8-3 | Versailles |
| @ Dayton Welcome | |
| 8-3 | Coldwater |

Division V Region 20

| | |
|--------------------|------------------------|
| 11-0 | Marion Pleasant |
| @ Hilliard Bradley | |
| 9-2 | West Jefferson |

CAVALIER Football Weekly



2011 Issue 12

June 4, 2014

By Chris Cron - Coldwater Football

Cavaliers Explode for 43 Points and a Shutout

The Region 20 semifinal match up between Coldwater and Versailles had all the appearances of a slugfest between two teams who had stiff defenses and high powered offenses. And for the first six minutes of the game it appeared it would be a good night of competitive football. But after trading punts on their first two possessions the game suddenly took a dramatic turn. On Versailles first play of their second possession quarterback Nick Campbell scrambled left and took a hard hit which slammed his head to the turf. It was all the action the sophomore would see as he did not return to the game with a possible concussion.

Coldwater did not wait to take advantage. On the first play of their next drive Austin Bruns threw a bomb to Caleb Siefring who caught it down the right sideline and ran to the end zone for a 75 yard score.

After forcing the Tigers to punt the Cavs took over and need only two plays to score as Bruns found Siefring again, this time across the middle for a 66 yard score.

Siefring was just getting warmed up as he score two more times in the first quarter snagging Bruns passes from 11 and 23 yards out to give the Cavaliers a 26-0 lead. Those were the only passes Siefring recorded for the night as he totaled 175 yards and four scores. Actually he did catch one more pass, only it was throw by a Tiger QB which he returned 47 yards for his final touchdown on the night with just 3 minutes remaining in the first half.

Drew Klosterman got into the act midway though the second as he ran in from

6 yards out and Troy Otten added a 21 yard field goal 45 seconds before halftime to close out the scoring for the evening.

Coldwater dialed back the offensive intensity in the second half eating up the play clock with the rush and getting most of their starters out before the end of the third quarter.

Meanwhile the Cavalier defense remained unbreakable and Versailles struggled to find a groove as the loss of Campbell removed the stir from their drink. They sent three other players to the quarterback position and they threw six interceptions.

For the night Bruns was 10 of 14 for 255 yards and four touchdowns along with 24 rushing. In addition to Siefring's 175 receiving yards Josh Huber had 34 yards and Jordan Chapin added 25 yards.

Drew Klosterman rushed for 61 yards on 14 carries. Chapin had 43 and Kyle Post picked up another 31.

The Cav defense shined as they held the Tigers to 55 yards on 19 carries and 62 yards on 33 passes with 6 picks for a total of 117 yards allowed.

The victory broke Versailles post season dominance over Coldwater as they now stand 2-1 all time versus Coldwater. Coldwater is 13-4 in Regional Semifinals having won five straight regional semifinal contests.

M.A.C. - M.A.C. - M.A.C.

The MAC performed well again this weekend as four of its five representatives all notched victories. Delphos stopped Tiffin Calvert 35-0, Marion Local defeated Ada 41-14, Minster beat Ft.

Loramie 30-7 and of course Coldwater beat Versailles (the one MAC loss).

At least one of the remaining MAC teams will fall next week as Marion Local plays Minster. Delphos will face Leipsic. In all likely hood the winners of those games will meet in one of the D6 State Semifinals. Observers agree the winner of that game will have the inside track for a State Title. Too bad the OHSAA cannot see the wisdom and dollar signs in setting up a potential State Final between two MAC teams. It definitely would not be a blowout like we have seen in recent seasons when D6 MAC teams crush eastern Ohio opponents.

Division 5 Semifinal Results

Region 20

| | | | |
|------------|----|-----------------|----|
| Coldwater | 43 | Marion Pleasant | 42 |
| Versailles | 00 | West Jefferson | 49 |

Region 19

| | | | |
|-----------------|----|-------------------|----|
| Bucyrus Wynford | 14 | Lucasville Valley | 42 |
| Portsmouth West | 09 | Ash Crestview | 12 |

Region 18

| | | | |
|----------------|----|----------------|----|
| Liberty Center | 07 | Hicksville | 20 |
| Patrick Henry | 21 | Liberty-Benton | 13 |

Region 17

| | | | |
|------------|----|----------------|----|
| Kirtland | 52 | St. Thomas | 20 |
| Sugarcreek | 07 | Col. Crestview | 41 |

Division 5 Regional Final Pairings

Region 20

| | |
|-----------------------|--|
| Coldwater (9-3) | |
| West Jefferson (10-2) | |

Region 19

| | |
|--------------------------|--|
| Bucyrus Wynford (12-0) | |
| Lucasville Valley (12-0) | |

Region 18

| | |
|----------------------|--|
| Hicksville (10-2) | |
| Patrick Henry (10-2) | |

Region 17

| | |
|-----------------------------|--|
| Kirtland (12-0) | |
| Columbiana Crestview (11-1) | |



CAVALIER Football Weekly

2011 OHSAA Football Playoffs - Region 20 Finals

For the fifth season in a row the Coldwater Cavaliers have advanced to the Regional Finals of the OHSAA playoffs. This season will feature a rematch of the 2010 game between Coldwater and the West Jefferson Roughriders. West Jeff defeated #1 Marion Pleasant in an overtime thriller 49-42 while Coldwater defeated Versailles 43-0 to setup the re-match which will take place at Alexander Stadium in Piqua.

West Jefferson brings a 10-2 record into the game and has defeated two pretty good playoff opponents in Adena and Marion Pleasant. But as one looks behind the scores we see during the regular season they played just two teams with winning records and lost to both. Meanwhile Coldwater has a strong body of work by comparison. Six of their regular season opponents made the playoffs compared to one for West Jeff. Coldwater's opponents have a 64% winning percentage compared to 50% for West Jeff. Many will say the past doesn't matter and that the Roughriders are playing their best football in the post season when all team hope to peak.

Coldwater also appears to be peaking at the right time. After having dropped 2 of their last four regular season games, the Cavaliers have reloaded and recommitted to perform at their highest level. They have outscored their two playoff opponents 74-7 and the offense has recorded 744 total yards with the defense yielding just 289.


It remains to be seen if strength of schedule give the playoff experienced Cavaliers (and their coaching staff) an advantage.

Coldwater 2011 Season Results (9-3)

| Loc | Opponent | Result | Opp Div/Rec |
|-------------------|--------------|-----------------|-------------|
| H | Kenton | ! 17 - 24 | 4 11 - 0 |
| A | Hicksville | ! 51 - 13 | 5 10 - 2 |
| H | Anna | * 17 - 0 | 5 6 - 4 |
| A | St Henry | * 28 - 7 | 6 1 - 9 |
| H | Versailles | !* 36 - 19 | 5 |
| A | Parkway | * 28 - 0 | 5 3 - 4 |
| H | St John's | !* 17 - 14 | 6 8 - 3 |
| A | Marion Local | !* 0 - 7 | 6 9 - 2 |
| H | New Bremen | * 30 - 21 | 6 0 - 10 |
| A | Minster | !* 6 - 22 | 6 8 - 3 |
| A | Covington | 31 - 7 | 5 10 - 1 |
| N | Versailles | 43 - 0 | 5 8 - 4 |
| * League Opponent | | Avg 25.3 - 11.2 | 74 - 42 |

West Jefferson 2011 Season Results (10-2)

| Loc | Opponent | Result | Opp Div/Rec |
|-------------------|-----------------|---------------|-------------|
| A | Mechanicsburg | 31 - 0 | 5 3 - 7 |
| H | Madison Plains | 52 - 7 | 5 3 - 7 |
| A | London | 28 - 14 | 3 4 - 6 |
| H | Grandview Hgts | !* 33 - 37 | 5 10 - 1 |
| A | Fisher Catholic | * 53 - 14 | 6 2 - 8 |
| H | Millersport | * 54 - 0 | 6 0 - 10 |
| A | Harvest Prep | * 42 - 22 | 6 5 - 5 |
| H | Licking Heights | * 31 - 14 | 2 5 - 5 |
| H | Liberty Union | * 9 - 40 | 5 8 - 2 |
| A | Berne Union | * 41 - 8 | 5 2 - 8 |
| A | Adena | 40 - 13 | 5 9 - 2 |
| N | Marion Pleasant | 49 - 42 | 5 11 - 1 |
| * League Opponent | | Avg 38.6 - 18 | 62 - 62 |





Defense leads Coldwater to State Semifinals

The Coldwater Cavaliers won their third consecutive regional title as they defeated the West Jefferson Roughriders 28-6 at Alexander Stadium in Piqua. It is Coldwater's 10th regional title and fourth in the past five years.

It was the Coldwater defense that led the way to the victory. This post season they have allowed just 13 points in 3 games and on this night they held West Jefferson to their lowest point total of the season. They shutdown a passing game that had complied over 2000 yards by allowing just 146 yards. An equally powerful rushing attack was held to 39 yards on 24 carries for a total of 185 yards in the game. West Jefferson scored on their first possession of the night driving 80 yards in 10 plays with a touchdown being scored on a tipped pass. The rest of the night the Cav D gave up only 105 yards on 38 plays. Quite an impressive night for Coach Tim Hoying's defense.

Meanwhile the West Jefferson defense held the Coldwater offense in check until late in the second quarter when they ran a 10 play drive of their own for 77 yards and a touchdown scored via a 15 yard pass from Austin Bruns to Caleb Sieftring. Troy Otten added the PAT and Coldwater grabbed the 7-6 lead which they took to the locker room at half time.

The Cavaliers should have had a more comfortable lead as twice in the first half they got the ball inside the red zone and turned it over. Once on a fumble inside the 10 and the other on an interception in the end zone as the half expired.

To start the second half Coldwater needed to make a statement and they used the Junior tandem of Bruns to Sieftring to get it done. On the second play of the half Bruns dropped back to pass and found Sieftring streaking down the right side. With the wind at his back Bruns lofted the ball high and Sieftring moved under it to complete the 68 yard scoring strike. Otten's PAT made it 14-6.

Then with just 58 seconds left in the third, Bruns found Josh Huber wide open down the left sideline for a 72 yard pitch and catch and after the PAT, Coldwater held a 21-6 advantage.

In the fourth quarter head coach Chip Otten used the running game to grind out the clock as the Cavaliers had the wind in their faces. Led by Drew Klosterman who had 53 yards on 10 carries the Cavaliers drove 68 yards in six plays with Klosterman crashing in from 4 yards out with just under 8 minutes to play to close out the scoring and the 28-7 victory.

For the game Bruns was 13 of 20 for 337 yards and 3 touchdowns. As always the pass was spread among a fleet of receivers as 7 Cavaliers caught passes. Sieftring lead them all with 145 yards on just four catches and 2 touchdowns. Huber also caught 4 balls for 155 yards and a score. Aaron Mestemaker caught one pass for 41 yards.

Bruns led all rushers with 68 yards, followed by Klosterman with 53 and Jordan Chapin with 21.

All tolled the Cavaliers had 156 rushing yards to go with 337 passing yards for a total offensive output of 493 yards - the most total yards in a game this season.

Coldwater advances to the final four for the ninth time. They are 6-3 in state semi-finals and 4-1 in their last 5 visits.

Their opponents will be the Hicksville Aces a team the Cavaliers defeated in the second game of the season 51-13. That game was at Hicksville. This one will be at Lima Stadium which has become a second home for the Aces as this will be their third straight game at that site.

Tidbits:

- ◆ The Coldwater offense averaged 275 yards per game in the regular season. In three post season games they have averaged 409 yard per game.
- ◆ Caleb Sieftring had been the playmaker in the post season for Coldwater. In three games he has caught 10 passes for 373 yards and six touchdowns. For the season he has 15 touchdown catches and 2 interception returns for touchdowns to lead all Cavalier scorers with 102 points.
- ◆ 25 of Troy Otten's 61 kickoffs have been touchbacks.
- ◆ Coldwater has won at least 10 games for the past 12 seasons.
- ◆ So far in his first two seasons as Head Coach, Chip Otten is 21-6 (78%). Only his father Barney Otten had a higher winning percentage in his first two seasons going 16-4 (80%)

Division 5 Semifinal Results

| <u>Region 20</u> | | <u>Region 18</u> | |
|------------------|----|------------------|----|
| Coldwater | 28 | Hicksville | 34 |
| W. Jefferson | 06 | Patrick Henry | 07 |

| <u>Region 19</u> | | <u>Region 17</u> | |
|-------------------|----|------------------|----|
| Bucyrus Wynford | 54 | Kirtland | 52 |
| Lucasville Valley | 48 | Crestview | 41 |

Division 5 State Semifinals

| | |
|-----------------|--------|
| Coldwater | (10-3) |
| Hicksville | (11-2) |
| Bucyrus Wynford | (13-0) |
| Kirtland | (13-0) |



CAVALIER Football Weekly

2011 OHSAA Football Playoffs - Division V State Semifinals

There are only four teams still playing football in Division 5 and for the third straight year one of those teams is the Coldwater Cavaliers (10-3). The other three teams are Bucyrus Wynford (13-0) who will face Kirtland (13-0) in one semifinal and the surprising Hicksville Aces (11-2) who will be Coldwater's next opponent.

After dropping their first two games, including a 51-13 loss to the Cavaliers, Hicksville has rattled off 11 straight wins. They remind us of last years Coldwater team who started off 1-2 and ended up in the title game. So this Hicksville team is a much better one than Coldwater saw two months ago. It appears they have not changed anything in terms of their play-book or personnel, they are just executing at a higher level than they did early in the season.

One interesting thing to consider is that in terms of computer points Coldwater was assisted by the fine season that Hicksville had. Those non-league opponents are ones that you need to win in order to get second level points which are so important. Now the Cavaliers will have to defeat one of those teams again if they want to get back to Massillon.

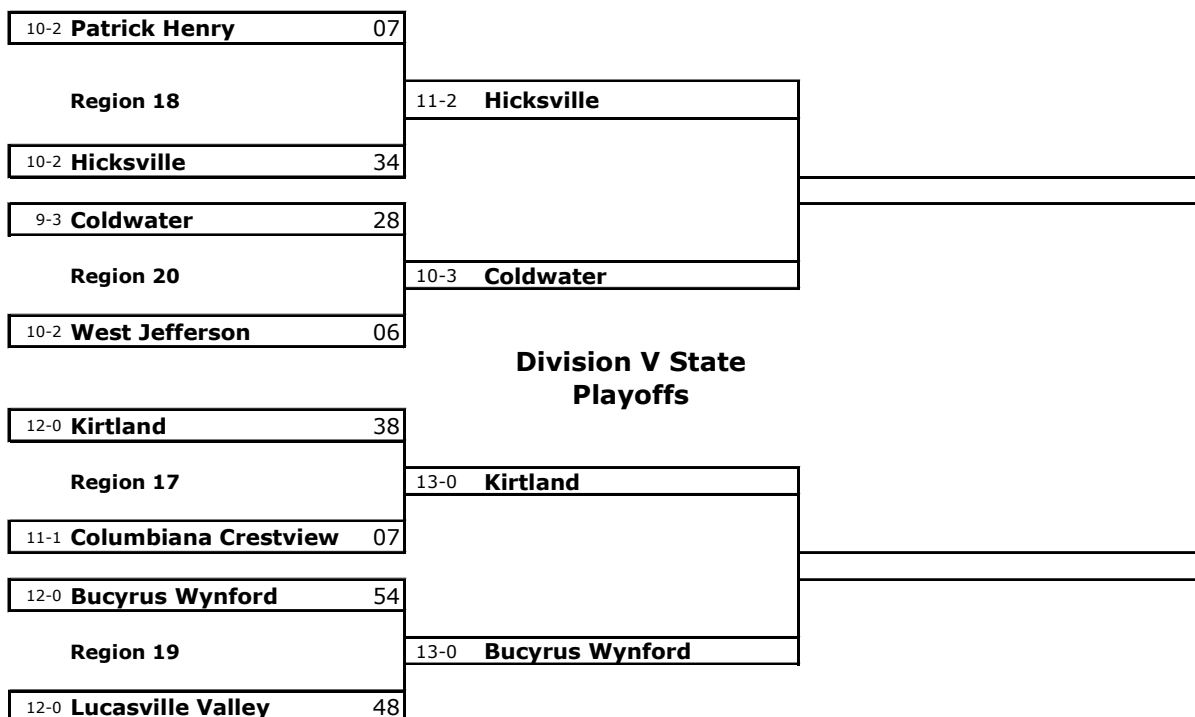
Hicksville has participated in the playoffs four times, 2003, 2004, 2009 and 2011. Their deepest run was 2004 when they lost to Norwalk St. Paul 22-0 in the state semifinals. Coldwater is 6-3 all time in the state semifinals and 44-14 all time in the playoffs. Will this experience serve them well?

Coldwater 2011 Season Results (10-3)

| Loc | Opponent | Result | Opp Div/Rec |
|-------------------|----------------|-----------------|-------------|
| H | Kenton | 17 - 24 | 4 11 - 0 |
| A | Hicksville | 51 - 13 | 5 10 - 2 |
| H | Anna | * 17 - 0 | 5 6 - 4 |
| A | St Henry | * 28 - 7 | 6 1 - 9 |
| H | Versailles | * 36 - 19 | 5 |
| A | Parkway | * 28 - 0 | 5 3 - 4 |
| H | St John's | * 17 - 14 | 6 8 - 3 |
| A | Marion Local | * 0 - 7 | 6 9 - 2 |
| H | New Bremen | * 30 - 21 | 6 0 - 10 |
| A | Minster | * 6 - 22 | 6 8 - 3 |
| <hr/> | | | |
| A | Covington | 31 - 7 | 5 10 - 1 |
| N | Versailles | 43 - 0 | 5 8 - 4 |
| N | West Jefferson | 28 - 6 | 5 10 - 3 |
| N | Hicksville | | |
| * League Opponent | | Avg 25.5 - 10.8 | 84 - 45 |

Hicksville 2011 Season Results (11-2)

| Loc | Opponent | Result | Opp Div/Rec |
|-------------------|-----------------|---------------|-------------|
| H | Archbold | 37 - 43 | 5 7 - 3 |
| H | Coldwater | 13 - 51 | 5 10 - 3 |
| H | Edon | 70 - 22 | 6 7 - 4 |
| A | Tinora | 34 - 7 | 5 7 - 3 |
| H | Antwerp | 68 - 0 | 6 1 - 9 |
| A | Wayne Trace | 27 - 0 | 5 5 - 5 |
| H | Ayersville | 49 - 3 | 6 2 - 8 |
| A | Holgate | 49 - 0 | 6 2 - 8 |
| H | Edgerton | 34 - 21 | 6 8 - 3 |
| A | Fairview | 46 - 6 | 5 4 - 6 |
| <hr/> | | | |
| A | Hopewell-Loudon | 28 - 7 | 5 10 - 1 |
| N | Liberty-Benton | 20 - 13 | 5 10 - 2 |
| N | Patrick Henry | 34 - 7 | 5 10 - 2 |
| N | Coldwater | | |
| * League Opponent | | Avg 39.2 - 14 | 83 - 57 |





Coldwater is Going to Massillon!

For the third consecutive season the Coldwater Cavaliers will be competing for a State Championship in Stark County as they defeated Hicksville 41-21 at Lima Stadium on Friday night.

Their opponent will be undefeated Kirtland who dispatched Bucyrus Winford 42-0 in the other Division 5 semifinal.

Coldwater scored first as they took the opening kickoff 64 yards in 13 plays. Jordan Chapin scored on a 4 yard run to give the Cavs a 7-0 lead after Troy Otten's PAT.

Hicksville responded with a nice drive of their own. Running 7 plays and covering 71 yards, QB Justin Miller covered the last 6 yards to tie the score at 7-7.

That is the way the first quarter closed and it appeared that the game would be a classic matchup between two high powered offenses and stingy defenses. But Coldwater had a breakout 2nd quarter as they scored 21 unanswered points.

Chapin started things off with just 4 seconds off the 2nd quarter clock scoring from 3 yards out to make the score 14-7 after Otten's PAT.

Then with 7:29 on the clock Chapin scored his third TD of the night from 8 yards out to make the score 21-7. The play was a direct snap out of the Wildcat formation and QB Austin Bruns had a tremendous pancake block to lead the way for Chapin.

Having scored three times on the ground, and with the wind at their backs the Cavaliers went to the air for TD number four. It was a familiar play as Bruns found super junior Caleb Siefring

on a 40 yard steak up the right hash as Coldwater put Hicksville in a 28-7 hole at half time. It was Siefring's 16th TD catch of the season.

Things began well in the second half for the Aces as Bruns telegraphed a pass to Chapin which was picked off by Shane Bostic (there's a football name for ya) for a 31 yard pick six and Hicksville closed the score to 28-14.

But Coldwater did not panic and on their ensuing possession drove 73 yards on 12 plays as Bruns found Aaron Mestmaker on a 7 yard pass to push the lead back to three scores at 35-14.

Early in the fourth quarter the Aces made it 35-21 as speedy Caleb Johns scored from 5 yards out.

Cavalier fans got a little nervous as Hicksville pulled off a perfect outside kick and got the ball back at the Coldwater 48. But the Cavalier defense came up big and forced a turnover on downs.

The Coldwater offense could not move the ball either but Cavalier punter Kyle Bergman pinned the Aces back at their own three yard line with about 6 minutes to play. The defense came up big again as four Hicksville plays netted just 3 yards and Coldwater took over on downs at the Aces 3 yard line with 4:31 to play.

Senior fullback Drew Klosterman ran the ball three times and scored from 1 yard out with 3:45 to play and Coldwater set the final score at 41-21, punching their ticket to Massillon.

For the night Bruns was 15 of 22 passing for 225, 1 TD and 2 interceptions. Josh Huber had 3 catches for 77 yards includ-

ing a 50 yarder. Troy Otten caught 3 for 47 yards, Siefring 2 for 45 yards and a score, Chapin 3 for 26, Mestmaker 2 for 17 and a TD and Alex Stammen 2 for 13 yards.

Chapin rushed for 59 yards on 12 carries, and Bruns ran 52 yards on 11 totes.

Field position was big again for the Cavaliers as Bergman's two punts averaged 50.5 yards and Troy Otten put 4 of his seven kicks in the end zone for touchbacks.

With the victory Coldwater improves to 11-3 and Hicksville's closes a most impressive season at 11-3 also.

Don't be fooled by the final score. The Aces were a much improved team since their last defeat - a week 2 loss to Coldwater 51-13. Their running game was crisper averaging 4.5 yards per play and their passing game was hampered only by dropped passes at critical times. Congratulations to Hicksville on fine season and a very impressive playoff run. Coldwater will host Hicksville in the second game of the 2012 season.

Tidbits:

"Team of the Century" - Since 2000 the Coldwater Cavalier football program...

- ...is 145-22 (87%) which is the best record by any program in Ohio.
- ...will play their 48th post season game.
- ... has played in 8 final fours.
- ...will play in their 3rd consecutive title game and 5th in the past 7 years.

The MAC will have TWO teams in the State Finals for the eighth time in nine years. Mercer County's Coldwater and Marion Local will represent the MAC.

With all the debate since last season over public vs private and this springs failed vote to modify the playoff system, only 4 of the 24 teams in the final four are private schools



CAVALIER Football Weekly

2011 OHSAA Football Playoffs - Division V State Finals

After the week 10 defeat at Minster, it is hard to believe that Coldwater is going to compete in their third consecutive state title game. But that loss to Minster was a wake-up call. The offense has averaged just under 400 yards and 35 points per game. The defense has amped up too allowing just 181 yards and 8.5 points per game.

All that stands between Coldwater and a third state title are the Kirtland Hornets. Kirtland has been to the playoffs six times including trips to the Regional finals in 2008 and 2010. In both those games they lost to eventual state champion Youngstown Ursuline. This is their first trip to the state title game.

The Hornets are a high powered offense as they average 40 points per game and allow only seven. On paper the teams appear to be well matched. As you know I find strength of schedule says a lot about how strong a team might be. Only one of Kirtland's regular season opponents made the playoffs (Cuyahoga Heights) and they were one and done. Only three of their regular season opponents had winning records.

Coldwater faced six teams who played in the post season and two of those teams are also playing in Stack County this weekend. Five of the Cavs regular season opponents had winning records.

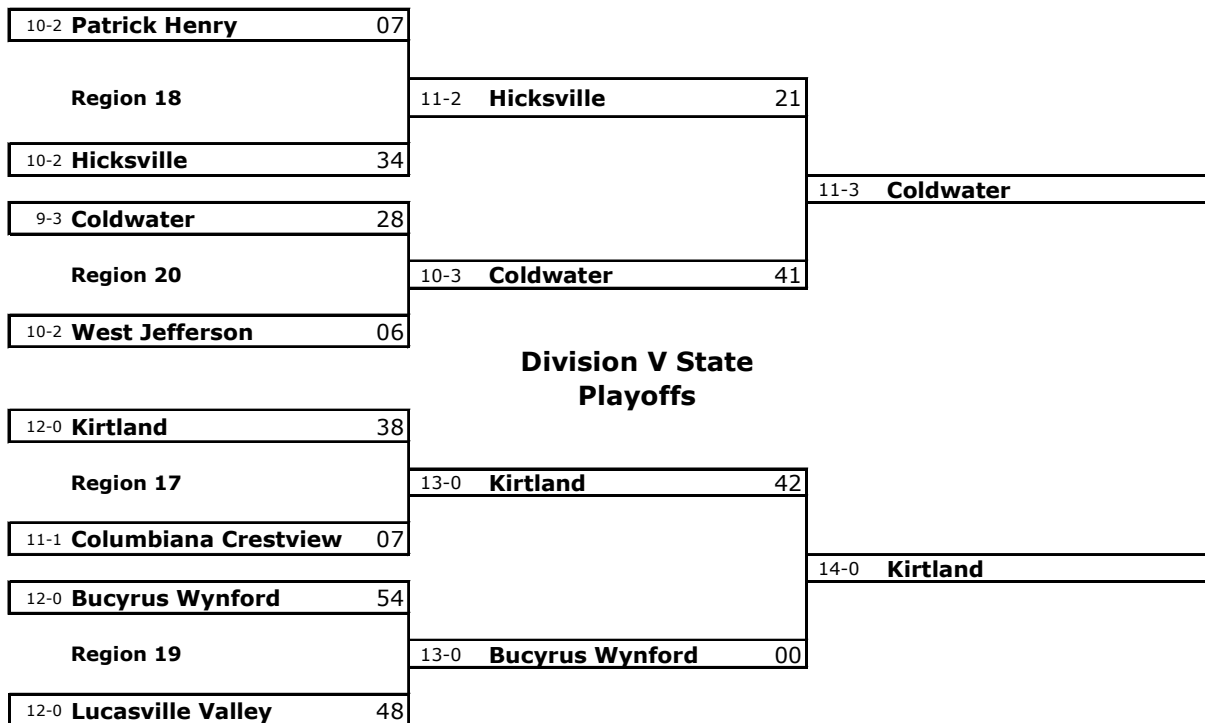
Of course this is only subjective analysis and as they say "that is why they play the game." So let's all have a safe trip to Massillon and may the football game be one to remember.

Coldwater 2011 Season Results (10-3)

| Loc | Opponent | Result | Opp Div/Rec |
|-------------------|---------------------|-----------------|-------------|
| H | Kenton | 17 - 24 | 4 11 - 0 |
| A | Hicksville | 51 - 13 | 5 |
| H | Anna | * 17 - 0 | 5 6 - 4 |
| A | St Henry | * 28 - 7 | 6 1 - 9 |
| H | Versailles | * 36 - 19 | 5 |
| A | Parkway | * 28 - 0 | 5 3 - 4 |
| H | St John's | * 17 - 14 | 6 8 - 3 |
| A | Marion Local | * 0 - 7 | 6 9 - 2 |
| H | New Bremen | * 30 - 21 | 6 0 - 10 |
| A | Minster | * 6 - 22 | 6 8 - 3 |
| <hr/> | | | |
| A | Covington | 31 - 7 | 5 10 - 1 |
| N | Versailles | 43 - 0 | 5 8 - 4 |
| N | West Jefferson | 28 - 6 | 5 10 - 3 |
| N | Hicksville | 41 - 21 | 5 11 - 3 |
| * League Opponent | | Avg 26.6 - 11.5 | 85 - 46 |

Kirtland 2011 Season Results (14-0)

| Loc | Opponent | Result | Opp Div/Rec |
|-------------------|----------------------|----------------|-------------|
| A | West Branch | 17 - 0 | 3 4 - 6 |
| A | Harvey | 49 - 7 | 2 1 9 |
| A | Orange | 42 - 16 | 3 4 - 6 |
| H | Hawken | 42 - 8 | 4 6 - 4 |
| H | Cuyahoga Hgts | 24 - 12 | 5 9 2 |
| A | Berkshire | 28 - 0 | 5 5 - 5 |
| A | Cardinal | 45 - 20 | 4 1 - 9 |
| H | Beachwood | 33 - 0 | 4 6 - 4 |
| A | Fairport Harding | 54 - 6 | 6 5 - 5 |
| H | Newbury | 49 - 0 | 6 2 - 8 |
| <hr/> | | | |
| H | Columbiana | 49 - 8 | 5 8 - 3 |
| N | Garaway | 52 - 7 | 5 9 - 3 |
| N | Crestview | 35 - 7 | 5 11 - 2 |
| N | Wynford | 42 - 0 | 5 13 - 1 |
| * League Opponent | | Avg 40.1 - 6.5 | 84 - 67 |



Other Items of Interest

NEVER FORGET



NEVER GIVE IN

This yearbook is a culmination of items gathered during the season.

As with any work, errors though unintentional are possible.

*Should you discover errors of consequence which would warrant correction
please contact the author at chris.cron@thecrons.net.*

*Be sure to include the title of this document, the page number on which the
error appears and a description of the error.*

*If the error is one of a factual nature, it would be appreciated if factual
documentation were provided.*