




Cavalier Football Yearbook



2013



CAVALIER Football Weekly



2013 Issue I

May 28, 2014

By Chris Cron - Coldwater Football Statistician

CAVALIERS LOOK TO RE-LOAD FOR 2013

The Coldwater Cavalier football team has been to four straight state finals and qualified for the state playoff in each of the last 16 seasons which is currently the longest streak of all football teams in Ohio. They ended last season in Massillon by avenging a 2011 defeat to Kirtland with a classic 10-9 victory over the Hornets and claimed the schools third state title.

Last season began with high expectations and those expectations were achieved. It will take considerably more focus, effort and good fortune for the Cavs to qualify for the playoffs, much less compete again for a state title.

Coldwater graduated a talented senior class that left plenty of holes, but talent does remain. "We're trying to rebuild after losing 23 seniors," Coldwater head coach Chip Otten said. "We've got a good group of core skill players returning, but the front 7 on both sides is very inexperienced and untested."

Big Changes Come To Coaching Staff

Much of the Cavaliers success in the past 18 years are a result of having some of the best coaches not just in the MAC but in the entire state. Every few years there are tweeks to coaching staffs, but this year there will be a few more than usual. Head Coach Chip Otten returns for his fourth season. At Coldwater his record stands at 37-8, 63-42 overall including a MAC title, one state title and 2 state runners up in his first three seasons at the helm.

Jason Hemmelgarn returns this season but in more of a part-time role as the responsibilities of his new position as Coldwater High School Principal will require considerable attention. Randy Wright, Thad Forsthoefel, Jeff Kerr and Dan Kanney will provide veteran leadership to three new faces on the staff which include former Cavalier players Cory Klenke, Aaron Alig and Mark Bruns. Coach Klenke quarterbacked the Cavaliers to their 2007 state championship. Coach Alig played from 1998-2001. Coach Bruns returns home from Cincinnati Anderson where he won a state title in 2007. He has some big shoes to fill as he take over the defense which has been led by Coach Tim Hoyng, who retired this from coaching this past winter.

Hoyng coached for a total of 36 years and since 1995 was the architect of a Coldwater defense that was feared by many and conquered by only a few. In the 244 games Coach Hoyng led a defense that surrendered just 12.4 points per game, in-

cluding 53 shutouts and 54 games where opponents scored a touchdown or less. In those 18 seasons the Cavs won 7 MAC titles, played in 17 playoffs, won 11 regional championships and 3 state titles in eight appearances. He once said the greatest joys as a football coach were the opportunities to coach his sons and nephews at Coldwater High School. Coach Hoyng, you can never really be replaced, but you will be missed by those who played for you and coached with you. Best wishes to you Coach!

New Faces Behind Those Helmets

There are a number of holes to fill with the graduation of 23 seniors from last years state championship team. Ones to keep a watch out for include returning lettermen; Andrew Schwieterman 6'1 215 Sr DE/OL, Mitch Schoenherr 6'2 195 Sr WR/LB, Grant Muhlenkamp 5' 10 170 Sr RB/OLB and Brody Hoyng 5'10 175 Jr QB/S. Up and comers include; Adam Klosterman 6'1 160 Sr WR/DB, Drew Otten 5'7 160 Sr WR/S, Jared Post 6'2 190 Sr OL, Austin Klosterman 5'9 185 Sr Center, Matt Kramer 6'1 180 Sr OLB/K, Nick Clune 6'2 190 Jr OL/DE, Derek Thobe 6'2 160 Jr WR/DB

The Challenge

Coach Otten stated that the strength of this team will be speed, athleticism, playmakers and the kicking game. His biggest concern is the schedule. Seems that is a concern of all MAC coaches year in and year out, but check this out...

The Cavaliers schedule opens with six straight former state champions (Kenton, Hartley, Versailles, Delphos St. John's, Minster and St. Henry). A road game at defending D6 state champ Marion Local looms in Week 8. Here is the 2013 schedule. Next to each opponent you will see last seasons record, how they did in the playoffs last year, how many times they have appeared in the playoffs and the year of their last state title.

Kenton	(6-4)	Missed playoffs, 8, 2002
Hartley	(13-1)	Lost D4 Semifinal to Clinton-Massie, 11, 2010
Versailles	(5-5)	Missed playoffs, 17, 2003
St. John	(8-5)	Lost D6 Regional Final to McComb, 15, 2010
Minster	(9-3)	Lost D6 Regional Semifinal to Marion Local, 12 1989
St. Henry	(9-4)	Lost in D6 Regional Final to Marion Local, 15, 2006
Anna	(5-5)	Missed playoffs, 9, none
Marion Local	(13-2)	Won D6 State Title - Newark Catholic, 15, 2012
Parkway	(0-10)	Missed playoffs, 1, none
Ft. Recovery	(3-7)	Missed playoffs, 0, none

CAVALIER Football Weekly



2013 Issue I

May 28, 2014

By Chris Cron - Coldwater Football Statistician

CAVALIERS LOOK TO RE-LOAD FOR 2013

First Up – The Kenton Wildcats.

With a 6-4 record last season the Kenton Wildcats missed the playoffs for the first time since 2009. The Cats have been to the post season 9 times and have a 22-7 playoff records with 2 state titles in four attempts.

For years Kenton has been known for their high power passing game and that tradition will continue this season. Grant Sherman threw for 4076 yards and 49 TDs last season (only 6 interceptions). He will have familiar targets to throw to as Kenton returns eight of its top 10 receivers from last years squad.

Justin Sawmiller caught 128 passes for 1801 yards and 16 TDs last year. Also returning are Colyn Blackford (54-684-10) and Kollin Stollar (43-621-9)

But watch out for the defense. Lineback Matt Bahr and End Noah Furbush return with some stellar credentials. Bahr was the leading tackler last year with 160 and Furbush records 116 with 13 for loss. Furbush is highly recruited also as one of Ohio Top 40 defensive prospects getting offers from Big 10, MAC and SEC teams.

History vs Kenton

- Coldwater is 18-11 vs Kenton
- Last year Coldwater won 41-22
- Coldwater is 8-2 in the last 10 meetings
- Coach Otten's record 1-2
- Largest margin of victory 39 in 2008 (58-19)
- Largest margin of defeat 36 in 1967 (16-52)

Week 1 Matchups

Kenton vs Coldwater
Bishop Hartley vs Amanda-Clearcreek
Celina vs Versailles
St Johns vs Elida
Ft Loramie vs Minster
Covington vs St Henry
LCC vs Anna
Marion Local vs Shawnee
Crestview vs Parkway
Edgerton vs Ft Recovery
Allen East vs New Bremen


Coldwater Final Results 2012

Kenton	W	41 - 22
Hicksville	W	44 - 0
Versailles	W	21 - 7
Delphos St. John	W	41 - 6
Minster	W	34 - 6
St. Henry	W	41 - 7
Anna	W	7 - 0
Marion Local	W	27 - 0
Parkway	W	47 - 6
Ft. Recovery	W	55 - 0
Miami East	W	42 - 7
West Liberty Salem	W	41 - 22
Covington	W	20 - 0
Liberty Benton	W	38 - 0
Kirtland	W	10 - 9

MAC Final Results 2012

<u>Team</u>	<u>W</u>	<u>L</u>
Coldwater	8	0
Versailles	6	2
St. John's	6	2
Anna	5	3
Marion Local	5	3
Minster	4	4
Parkway	3	5
Ft. Recovery	2	6
St. Henry	1	7
New Bremen	0	8

Cavalier 2014 Seniors



Adam Klosterman



Grant Muhlenkamp



Jason Bills



Matt Kramer



Drew Otten



Brad Eckstein



Mitch Schoenherr



44 Nick Staugler



58 Jared Post



59 Alex Klosterman



64 Austin Klosterman



75 Andrew Schwieterman

Coldwater High School 2013 Football Media Guide



<u>Content</u>	<u>Page</u>
2013 Season Results	2
Coaching Staff	3
Roster	4
Starting Lineups	5
Team Record Book	6
2013 Season Totals	7



**Coldwater High School
2013 Football Media Guide**

MAC - Midwest Athletic Conference
OHSAA Division 5 Region 16

2013 Record: 8-2 (7-1 in MAC)

Head Coach: Chip Otten (4th season)
Career at Coldwater 45-10, 71-44 Overall
Contact Coach Otten at:
School: 419-678-4821
Home: 419-942-0008
Cell: 419-790-8623
Email: otten.chip@coldwatercavs.org

Assistant Coaches

Randy Wright, Jason Hemmelgarn, Thad Forsthoefel, Jeff Kerr,
Dan Kanney, Mark Bruns, Cory Klenke, Aaron Alig

Outlook for 2013

Returning Starters - 4

Returning Letterman - 14

Impact Players

Andrew Schwieterman	6'1	215	Sr	DE/OL
Mitch Schoenherr	6'2	195	Sr	WR/LB
Grant Muhlenkamp	5' 10	170	Sr	RB/OLB
Brody Hoying	5'10	175	Jr	QB/S

Newcomers To Watch

Adam Klosterman	6'1	160	Sr	WR/DB
Drew Otten	5'7	160	Sr	WR/S
Jared Post	6'2	190	Sr	OL
Austin Klosterman	5'9	185	Sr	Center
Matt Kramer	6'1	180	Sr	OLB/K
Nick Clune	6'2	190	Jr	OL/DE
Derek Thobe	6'2	160	Jr	WR/DB

Team Strengths

Team Speed, Athleticism, playmakers/ Kicking Game

Team Concerns

The Cavaliers have been in four straight state finals and own the state's longest current playoff streak (16 seasons). Coldwater graduated a talented senior class that left plenty of holes, but talent does remain. "We're trying to rebuild after losing 23 seniors," Coldwater head coach Chip Otten said. "We've got a good group of core skill players returning, but the front 7 on both sides is very inexperienced and untested." The Cavaliers schedule opens with six straight former state champions (Kenton, Hartley, Versailles, Delphos St. John's, Minster and St. Henry). A road game at Marion Local looms in Week 8. Of note, defensive coordinator Tim Hoyng retired after 36 years at Coldwater and 39 years overall.

**Coldwater High School
2013 Season Results**

Superintendent: Rich Seas
Principal: Jason Hemmelgarn
Athletic Director: Eric Goodwin
Nickname: Cavaliers
Colors: Orange/Black
League: Midwest Athletic Conference
All Time Record: 521-264-21 - 65% (1936-2013)



Head Coach: Chip Otten - 4th season
 Coach Record at Coldwater: 50-10 (83%)
 Overall Coaching Record: 76-44 (63%)

Team Titles:

17 - Midwest Athletic Conference 1975, 1976, 1977, 1980, 1982, 1983, 1984, 1985, 1986, 1987, 2001, 2002, 2004, 2005, 2006, 2008, 2012
 5 - Associated Press Poll 2002, 2004, 2005, 2008, 2012
 3 - OHSAA State Champions 2005 & 2007, 2012, 2013

2012 Season Results: 15-0

@ Kenton	41-22	w
Hicksville	44-00	w
@ Versailles	21-07	w
Delphos St. John	41-06	w
@ Minster	34-06	w
St. Henry	41-07	w
@ Anna	07-00	w
Marion Local	27-00	w
@ Parkway	47-06	w
Ft. Recovery	55-00	w

2013 Schedule/Results 13-2

Kenton	02-22	L
@ Columbus Hartley	41-16	w
Versailles	31-00	w
@ Delphos St. John	41-06	w
Minster	35-13	w
@ St. Henry	35-06	w
Anna	43-07	w
@ Marion Local	14-47	L
Parkway	48-06	w
@ Ft. Recovery	42-14	w

Regional Playoffs

Miami East	42-07	w
West Liberty-Salem	41-22	w
Covington	20-00	w

Regional Playoffs


Pemberville Eastwood	42-16	w
Doylestown Chippewa	49-21	w
Huron	60-13	w

State Playoffs

Liberty Benton	38-00	w
Kirtland	10-09	w

State Playoffs

West Jefferson	35-10	w
Columbus Hartley	24-07	w



2013 Coldwater Coaching Staff



Coldwater is **Chip Otten's** second stint as a head football coach. A graduate of Coldwater High School he played quarterback under his father, Head Coach Barney Otten. He played college football and graduated from Bowling Green State University. Later he served as a graduate assistant at BGSU as well as at Ball State and Indiana University.

His first experience as a Head Coach was from 1995-2000 at Middletown where he compiled a 26-34 (43%) record. He also served as an assistant at Middletown from 1987-1994 and at Valley View in 2001. He returned to Coldwater as an assistant to John Reed in 2002. During these years the Cavaliers were 100-9, with 5 MAC championships, 4 state appearances, and 2 State Titles (2005, 2007).

In 2013 Coach Otten begins his fourth season at the helm of the Cavaliers. He has one MAC title, 3 Regional and 1 State Title in three State Championship games.



Randy Wright is a graduate of Huron High School. He attended Ohio Northern and Bowling Green State University. This is his 29th season at Coldwater.



Thad Forsthoefel is a graduate of Coldwater High School Bowling Green State University. This is his 10th season at Coldwater.



Jason Hemmelgarn is a graduate of Coldwater High School and attended Bowling Green and the University of Dayton. This is his 14th season at Coldwater.



Dan Kanney is a graduate of Coldwater High School and is in his 2nd season at Coldwater



Jeff Kerr is in his 8th season at Coldwater



Mark Burns is a graduate of Coldwater High School. This is his first season coaching at Coldwater



Cory Klenke is a graduate of Coldwater High School and led the Cavaliers to the 2007 State Championship. This is his first season coaching at Coldwater



Aaron Alig is a graduate of Coldwater High School. This is his first season coaching at Coldwater

2013 Football Roster

#	Name	Position(s)	Grade	Height	Weight	Pronunciation
1	Aaron Harlamert	WR/DB	10	6' 1"	160	har` la mert
2	Adam Klosterman	WR/DB	12	6' 0"	165	clos` ter men
3	Grant Muhlenkamp	RB/OLB	12	5' 10"	170	mul` len camp
4	Kraig Schoenherr	WR/OLB	10	5' 11"	170	shane` hair
5	Greg Gilliland	QB/DE/LS	11	6' 4"	200	gill` leh land
6	Derek Thobe	WR/DB	11	6' 2"	170	toe` be
7	Caleb Keck	RB/OLB	9	6' 0"	160	kek
8	Kyle McKibben	WR/DB/K	10	5' 10"	145	mc` kib en
9	Zach Homan	WR/LB	10	5' 10"	150	hoe men
10	Jack Hemmelgarn	QB/DB	10	5' 8"	135	hem` mel garn
11	Kyle Sigler	WR/DB	10	5' 5"	105	cig` ler
12	Jason Bills	WR/DB	12	5' 10"	175	bills
13	Trey James	WR/DB	9	5' 6"	125	james
14	Alex Muhlenkamp	WR/DB	9	5' 6"	110	mul` len camp
15	Brody Hoying	QB/S	11	5' 10"	175	hoyn`
16	Matt Kramer	WR/OLB/K	12	6' 1"	185	cray` mer
17	Dylan Thobe	QB/DB	9	5' 11"	150	toe` be
18	Chris Post	RB/LB	10	6' 0"	160	post`
20	Collin Seitz	WR/OLB	10	6' 1"	155	sites
21	Brandon Kunk	WR/OLB	11	5' 11"	170	kunk`
22	Drew Otten	WR/S	12	5' 7"	160	ot` ten
24	Chris Giere	WR/DB	10	5' 7"	125	gear
28	Andrew Gillum	RB/LB	10	5' 10"	155	gill` um
29	Jason Kaiser	WR/DB	10	5' 7"	130	ky` ser
30	Ryan Vagedes	WR/DB	9	5' 4"	110	va` ga dis
31	Jacob Schwieterman	WR/DB	10	5' 10"	130	swee` ter men
32	Neal Muhlenkamp	RB/DB	9	5' 11"	165	mul` len camp
33	Brad Eckstein	WR/OLB	12	5' 10"	160	ekk` stein
34	Alex Klosterman	QB/LB	9	5' 6"	120	clos` ter men
35	Cory Selhorst	RB/LB	10	5' 8"	195	sell` horst
37	Mitch Schoenherr	WR/LB	12	6' 1"	200	shane` hair
40	Nate Rindler	WR/OLB	9	5' 5"	120	rind` ler
41	C.J. Seibert	WR/LB	11	5' 7"	150	sea` bert
42	Jared Pleiman	WR/OLB	9	5' 5"	120	ply` men
44	Nick Staugler	RB/LB	12	5' 10"	170	staw` gler
50	Mitch Fullenkamp	OL/DT	11	5' 10"	200	full` len camp
51	Rob Cupp	OL/DT	11	5' 10"	220	cup
52	Tony Rammel	OL/LB	10	5' 9"	160	ramm ul
53	Chase Bruggeman	OL/DE	11	6' 1"	180	brug` e men
54	Jake Schmidt	OL/LB	11	5' 10"	180	shhmit
55	Ted Fisher	C/DE	10	6' 0"	155	fish` er
56	Andy Brunet	OL/DE	10	6' 4"	190	broo net`
57	Brandon Forsthoefel	C/DT	10	6' 0"	215	for` stau fel
58	Jared Post	OL/DE	12	6' 2"	190	post`
59	Alex Klosterman	OL/DT	12	5' 10"	200	clos` ter men
60	Ray Koesters	OL/DT	10	5' 10"	220	kess` ters
61	Ryan Griesdorn	OL/DE	10	6' 0"	155	grees` dorn
62	Nick Clune	OL/DE	11	6' 2"	195	clue` nee
63	Jacob Bettinger	OL/LB	10	5' 9"	180	bet` ting er
64	Austin Klosterman	C/DT	12	5' 9"	190	clos` ter men
65	Ross Siefring	OL/OLB	11	6' 2"	185	see` fring
66	Blake Spangler	OL/DT	11	5' 10"	225	spang` gler
67	Troy Banning	OL/LB	9	6' 1"	150	ban` ning
68	Ryan Knapke	C/DT	9	5' 9"	135	ca nap` key
69	Ethan Leugers	OL/DT	9	5' 11"	200	lu` gers
70	Patrick Klosterman	OL/DE	9	6' 2"	175	clos` ter men
71	Malave Bettinger	OL/DT	10	6' 1"	210	bet` ting er
72	Spencer Kuess	OL/DT	9	5' 10"	180	keyss
73	Clay Kahlig	OL/DT	9	6' 3"	190	ka` leg
74	Brandon Homan	OL/DT	10	5' 11"	215	hoe men
75	Andrew Schwieterman	OL/DE	12	6' 1"	215	swee` ter men
76	Ben Post	OL/DT	10	5' 7"	210	post`
77	Caleb Madaj	OL/DT	11	6' 1"	275	may` day
78	Mitch Clune	OL/DE	10	6' 4"	170	clue` nee
79	Trent Meyer	C/DT	9	5' 6"	160	my` ers
83	Sunday Qin	WR/DB	9	5' 3"	100	kwin`
86	Zach Huff	WR/OLB	12	5' 9"	160	huf
98	Zach Klosterman	TE/OLB	9	6' 1"	160	clos` ter men
99	Andrew Siefring	TE/DE	9	5' 10"	150	see` fring



Starting Lineups



DEFENSE:

E	62	Nick Clune	<i>clue`nee</i>
E	75	Andrew Schwieterman	<i>swee`termen</i>
DT	50	Mitch Fullenkamp	<i>full`len camp</i>
DT	64	Austin Klosterman	<i>clos`termen</i>
OLB	16	Matt Kremer	<i>cray`mer</i>
OLB	22	Drew Otten	<i>ot`ten</i>
ISLB	37	Mitch Schoenherr	<i>shane`hair</i>
ISLB	54	Jake Schmidt	<i>shhmit</i>
CB	6	Derek Thobe	<i>toe`be</i>
CB	2	Adam Klosterman	<i>clos`termen</i>
S	15	Brody Hoying	<i>hoyn`</i>

OFFENSE:

C	64	Austin Klosterman	<i>clos`termen</i>
G	57	Brandon Forsthoefel	<i>for`stau fel</i>
G	77	Caleb Madaj	<i>may`day</i>
T	58	Jared Post	<i>post`</i>
T	62	Nick Clune	<i>clue`nee</i>
WR	12	Jason Bills	<i>bills`</i>
WR	16	Matt Kremer	<i>cray`mer</i>
WR	22	Drew Otten	<i>ot`ten</i>
WR	2	Adam Klosterman	<i>clos`termen</i>
RB	37	Mitch Schoenherr	<i>shane`hair</i>
QB	15	Brody Hoying	<i>hoyn`</i>

SPECIAL TEAMS:

PAT:	Place Kicker	16	Matt Kremer	<i>cray`mer</i>
	Holder	15	Brody Hoying	<i>hoyn`</i>
	Long Snapper	18	Chris Post	<i>post`</i>
PUNT:	Punter	15	Brody Hoying	<i>hoyn`</i>
	Long Snapper	18	Chris Post	<i>post`</i>
PUNT RETURN:		22	Drew Otten	<i>ot`ten</i>
		2	Adam Klosterman	<i>clos`termen</i>
KICK RETURN:		22	Drew Otten	<i>ot`ten</i>
		18	Chris Post	<i>post`</i>
		4	Kraig Schoenherr	<i>shane`hair</i>



Team Record Book

Game

Most Points Scored	76	Lima Central Catholic 2002
Most Points Allowed	60	Shawnee 1963
Most Points Combined	111	Kettering Alter 2007 (59-52)
Most Points Scored in Victory	76	Lima CC 2002 (76-6)
Most Points Scored in Defeat	39	Brookville 1994 (39-49)
Widest Margin of Victory	70	70-0 - Parkway 2005
Widest Margin of Defeat	60	60-0 - Shawnee 1963

Season

minimum 10 game season

Most Wins	15	2005, 2012
Most Losses	10	1971
Most Points Scored	650	2007
Most Points Scored Regular Season	417	2005
Most Points Allowed	293	1972
Most Points Allowed Regular Season	293	1972
Least Points Scored	52	1971
Least Points Allowed	40	1975
Most Average Points per Game Scored	43.3	2007
Most Average Points per Game Allowed	29.3	1972
Least Average Points per Game Scored	5.2	1971
Least Average Points per Game Allowed	4.0	1975
Most Shutouts	6	1948, 1975, 1987, 2005, 2012
Most Times Shutout	4	1939, 1945, 1971
Undefeated Seasons	6	1948, 1954, 1961, 1976, 1983, 2005, 2012
Undefeated Regular Seasons	11	48, 54, 61, 76, 83, 02, 04, 05, 06, 08, 12
One Loss Seasons	10	36, 38, 47, 52, 53, 82, 02, 04, 07, 08

Post Season

Post Season record	55 - 15 (79%)
Consecutive post season appearances	17 1997 thru 2013 (Currently the longest active streak in Ohio)
OHSAA Tournament Appearance:	19 1986, 1995, 1997, 1998, 1999, 2000, 2001, 2002, 2003, 2004, 2005, 2006, 2007, 2008, 2009, 2010, 2011, 2012, 2013
OHSAA Regional Final Appearances:	15 1995, 1998, 1999, 2000, 2001, 2003, 2004, 2005, 2007, 2008, 2009, 2010, 2011, 2012, 2013
OHSAA Regional Champions:	12 1995, 1998, 2000, 2001, 2004, 2005, 2007, 2009, 2010, 2011, 2012, 2013
OHSAA State Runner-Up	5 1998, 2000, 2009, 2010, 2011
OHSAA State Champions	4 2005, 2007, 2012, 2013

Streaks

Consecutive Wins	26	2005-2006
Consecutive Losses	15	1971-1972
Consecutive Winning Seasons	19	1995-2013
Consecutive 10 Win Seasons	14	2000-2013
Consecutive Losing Seasons	5	1988-1991 & 1963-1967
Consecutive MAC Wins	30	2003-2006
Consecutive Home Wins	34	2001-2006
Consecutive Regular Season Wins	33	2003-2007
Consecutive Defensive Shutouts	5	1987
Consecutive Offensive Shutouts	4	1944-1945

Game Stats

Schedule - Results 13-2

Kenton	02-22
@ Columbus Hartley	41-16
Versailles	31-00
@ Delphos St. John	41-06
Minster	35-13
@ St. Henry	35-06
Anna	43-07
@ Marion Local	14-47
Parkway	48-06
@ Ft. Recovery	42-14

Regional Playoffs

@ Pemberville Eastwood	42-16
Doylestown Chippewa	49-21
Huron	60-13

State Playoffs

West Jefferson	35-10
Columbus Hartley	24-07



Coldwater vs Kenton
August 30, 2013 at Cavalier Stadium - Coldwater
Final Statistics



Score by Quarters

	1	2	3	4	Final
Coldwater (0-1)	0	2	0	0	2
Kenton (1-0)	0	16	6	0	22

Next Week - Bishop Hartley at Jake Ryan Field - Columbus

Team Statistics

		<u>Coldwater</u>	<u>Kenton</u>
Offensive	First Downs	10	15
	by Run	2	3
	by Pass	6	12
	by Penalty	2	0
	Rushes - Yards	25-38	22-23
	Passes Comp - Att - Yds - Int	17-33-180-1	25-44-256-2
	Total Offensive Plays - Yards	58-218	66-279
Kicking Game	Punt Returns - Avg	1 - 0	2 - 5
	Kickoff Returns - Avg	4 - 14	1 - 13
	Field Goals Made - Att	0-0	-
	Punts - Average	6-36	4-38
Turnovers	Interceptioned By	2	1
	Fumbles - Lost	1-1	3-0
	Penalties - Yards	7-32	10-86

Scoring Summary

<u>Team</u>	<u>Time</u>	<u>Qtr</u>	<u>Scoring Play</u>	<u>Conversion</u>	<u>PL-Yds</u>	<u>Score</u>
Kenton	10:05	2	Justin Sawmiller 10 yd pass from Grant Sherman	Pass Completed	9-85	0 - 8
Kenton	07:23	2	Grant Sherman 1 yd run	Pass Completed	4-3	0 - 16
Coldwater	03:46	2	Grant Sherman tackled for safety		3-9	2 - 16
Kenton	01:47	3	Kollin Stollar 39 yd pass from Grant Sherman	Pass failed	5-65	2 - 22

Individual Statistics

Coldwater

<u>Rushing</u>	<u>Att</u>	<u>Yds</u>	<u>TD</u>	<u>Lg</u>	<u>Avg</u>
Brody Hoying	23	36		20	1.6
Cory Selhorst	1	2		2	2.0
Kraig Schoenherr	1	0			

<u>Passing</u>	<u>Att</u>	<u>Cmp</u>	<u>Yds</u>	<u>TD</u>	<u>Int</u>	<u>Lng</u>
Brody Hoying	32	17	180		1	47
Drew Otten	1	0	0			

<u>Receiving</u>	<u>Cat</u>	<u>Yds</u>	<u>TD</u>	<u>Lng</u>	<u>Avg</u>
Derek Thobe	3	31		15	10.3
Adam Klosterman	7	103		47	14.7
Mitch Schoenherr	1	2		2	2.0
Drew Otten	2	-2			-1.0
Aaron Harlamert	2	31		20	15.5
Brandon Kunk	2	15		9	7.5

<u>Punting</u>	<u>No</u>	<u>Yds</u>	<u>Avg</u>	<u>Lng</u>	<u>Blk</u>
Kyle McKibben	6	218	36.3	43	

<u>Kickoffs</u>	<u>No</u>	<u>Yds</u>	<u>Avg</u>	<u>Lng</u>	<u>TB</u>
Matt Kramer	1	48	48.0	48	

<u>Punt Returns</u>	<u>No</u>	<u>Yds</u>	<u>TD</u>	<u>Lng</u>
Kraig Schoenherr	1	0		

<u>Kick Returns</u>	<u>No</u>	<u>Yds</u>	<u>TD</u>	<u>Lng</u>
Chris Post	4	57		24

<u>Interceptions</u>	<u>No</u>	<u>Yds</u>	<u>TD</u>	<u>Avg</u>
Brody Hoying	1	8		8.0
Drew Otten	1	0		

Kenton

<u>Rushing</u>	<u>Att</u>	<u>Yds</u>	<u>TD</u>	<u>Lg</u>	<u>Avg</u>
Kollin Stollar	7	21		13	3.0
Grant Sherman	11	-1	1	8	-0.1
Matt Bahr	2	3		5	1.5
Will Prater	1	0			
Trent Hites	1	0			

<u>Passing</u>	<u>Att</u>	<u>Cmp</u>	<u>Yds</u>	<u>TD</u>	<u>Int</u>	<u>Lng</u>
Grant Sherman	44	25	256	2	2	39

<u>Receiving</u>	<u>Cat</u>	<u>Yds</u>	<u>TD</u>	<u>Lng</u>	<u>Avg</u>
Justin Sawmiller	13	139	1	27	10.7
Kollin Stollar	6	89	1	39	14.8
Luke Jackson	1	-2		-2	-2.0
Slate Johansen	4	26		11	6.5
Angelo Lombard	1	4		4	4.0

<u>Punting</u>	<u>No</u>	<u>Yds</u>	<u>Avg</u>	<u>Lng</u>	<u>Blk</u>
Tristan Reichelderfer	4	151	37.8	42	

<u>Kickoffs</u>	<u>No</u>	<u>Yds</u>	<u>Avg</u>	<u>Lng</u>	<u>TB</u>
Travis Downing	4	170	42.5	44	

<u>Punt Returns</u>	<u>No</u>	<u>Yds</u>	<u>TD</u>	<u>Lng</u>
Kollin Stollar	1	9		9
Matt Bahr	1	0		

<u>Kick Returns</u>	<u>No</u>	<u>Yds</u>	<u>TD</u>	<u>Lng</u>
Conner Jones	1	13		13

<u>Interceptions</u>	<u>No</u>	<u>Yds</u>	<u>TD</u>	<u>Avg</u>
Matt Bahr	1	0		



Coldwater vs Bishop Hartley
September 06, 2013 at Jake Ryan Field - Columbus
Final Statistics



Score by Quarters

	1	2	3	4	Final
Coldwater (1-1)	0	13	7	21	41
Bishop Hartley (1-1)	7	9	0	0	16

Next Week - Versailles at Cavalier Stadium - Coldwater

Team Statistics

	<u>Coldwater</u>	<u>Bishop Hartley</u>
Offensive		
First Downs	16	26
by Run	9	18
by Pass	7	6
by Penalty	0	2
Rushes - Yards	32-226	56-294
Passes Comp - Att - Yds - Int	8-17-109-1	11-18-135-2
Total Offensive Plays - Yards	49-335	74-429
Kicking Game		
Punt Returns - Avg	0 - 0	1 - 21
Kickoff Returns - Avg	4 - 18	7 - 15
Field Goals Made - Att	0-0	1-1
Punts - Average	2-43	1-38
Turnovers		
Intercepted By	2	1
Fumbles - Lost	1-0	1-1
Penalties - Yards	2-21	9-65

Scoring Summary

<u>Team</u>	<u>Time</u>	<u>Qtr</u>	<u>Scoring Play</u>	<u>Conversion</u>	<u>PL-Yds</u>	<u>Score</u>
Bishop Hartley	10:16	1	Sam MacKowiak 1 yd run	Collin Barringer kick good	6-61	0 - 7
Coldwater	09:52	2	Austin Klosterman 0 yd fumble return	Matt Kramer kick failed	1-0	6 - 7
Bishop Hartley	07:24	2	Jacob Mercier 28 yd pass from Jared Brandewie	Collin Barringer kick failed	5-59	6 - 13
Coldwater	05:23	2	Brody Hoying 15 yd run	Matt Kramer kick good	4-41	13 - 13
Bishop Hartley	01:02	2	Collin Barringer 27 yd field goal		10-71	13 - 16
Coldwater	03:57	3	Brody Hoying 1 yd run	Matt Kramer kick good	6-62	20 - 16
Coldwater	08:05	4	Mitch Schoenherr 14 yd pass from Brody Hoying	Matt Kramer kick good	14-79	27 - 16
Coldwater	03:01	4	Mitch Schoenherr 26 yd run	Matt Kramer kick good	6-58	34 - 16
Coldwater	01:53	4	Adam Klosterman 47 yd interception	Kyle McKibben kick good	1-47	41 - 16

Individual Statistics

Coldwater

<u>Rushing</u>	<u>Att</u>	<u>Yds</u>	<u>TD</u>	<u>Lg</u>	<u>Avg</u>
Brody Hoying	22	150	2	32	6.8
Mitch Schoenherr	9	74	1	26	8.2
Chris Post	1	2		2	2.0

<u>Passing</u>	<u>Att</u>	<u>Cmp</u>	<u>Yds</u>	<u>TD</u>	<u>Int</u>	<u>Lng</u>
Brody Hoying	17	8	109	1	1	35

<u>Receiving</u>	<u>Cat</u>	<u>Yds</u>	<u>TD</u>	<u>Lng</u>	<u>Avg</u>
Matt Kramer	1	9		9	9.0
Adam Klosterman	2	39		35	19.5
Mitch Schoenherr	2	21	1	14	10.5
Aaron Harlamert	1	19		19	19.0
Drew Otten	2	21		14	10.5

<u>Punting</u>	<u>No</u>	<u>Yds</u>	<u>Avg</u>	<u>Lng</u>	<u>Blk</u>
Kyle McKibben	2	86	43.0	48	

<u>Kickoffs</u>	<u>No</u>	<u>Yds</u>	<u>Avg</u>	<u>Lng</u>	<u>TB</u>
Matt Kramer	6	258	43.0	50	
Kyle McKibben	1	41	41.0	41	

<u>Punt Returns</u>	<u>No</u>	<u>Yds</u>	<u>TD</u>	<u>Lng</u>

<u>Kick Returns</u>	<u>No</u>	<u>Yds</u>	<u>TD</u>	<u>Lng</u>
C.J. Seibert	1	-2		-2
Aaron Harlamert	2	46		23
Chris Post	1	29		29

<u>Interceptions</u>	<u>No</u>	<u>Yds</u>	<u>TD</u>	<u>Avg</u>
Derek Thobe	1	25		25.0
Adam Klosterman	1	47	1	47.0

Bishop Hartley

<u>Rushing</u>	<u>Att</u>	<u>Yds</u>	<u>TD</u>	<u>Lg</u>	<u>Avg</u>
Sam MacKowiak	32	152	1	13	4.8
Jacob Mercier	2	23		26	11.5
Ja Zang	7	32		9	4.6
Shawn Smith-Davis	5	14		15	2.8
Jared Brandewie	7	50		24	7.1
Cavell Bennett	2	12		7	6.0
Team	1	11		11	11.0

<u>Passing</u>	<u>Att</u>	<u>Cmp</u>	<u>Yds</u>	<u>TD</u>	<u>Int</u>	<u>Lng</u>
Jared Brandewie	18	11	135	1	2	28

<u>Receiving</u>	<u>Cat</u>	<u>Yds</u>	<u>TD</u>	<u>Lng</u>	<u>Avg</u>
Shawn Smith-Davis	3	29		15	9.7
Jacob Mercier	6	74	1	28	12.3
Tayron Washington	1	21		21	21.0
Cavell Bennett	1	11		11	11.0

<u>Punting</u>	<u>No</u>	<u>Yds</u>	<u>Avg</u>	<u>Lng</u>	<u>Blk</u>
Jared Brandewie	1	38	38	38	

<u>Kickoffs</u>	<u>No</u>	<u>Yds</u>	<u>Avg</u>	<u>Lng</u>	<u>TB</u>
Collin Barringer	4	148	37	45	

<u>Punt Returns</u>	<u>No</u>	<u>Yds</u>	<u>TD</u>	<u>Lng</u>
Jacob Mercier	1	21		21

<u>Kick Returns</u>	<u>No</u>	<u>Yds</u>	<u>TD</u>	<u>Lng</u>
Rian Anderson	3	63		29
Quri Hickman	2	25		13
Jacob Mercier	2	19		14

<u>Interceptions</u>	<u>No</u>	<u>Yds</u>	<u>TD</u>	<u>Avg</u>
Jacob Mercier	1	0		



Coldwater vs Versailles
September 13, 2013 at Cavalier Stadium - Coldwater
Final Statistics



Score by Quarters

	1	2	3	4	Final
Coldwater (2-1)	14	7	0	10	31
Versailles (0-3)	0	0	0	0	0

Next Week - St Johns at Stadium Park - Delphos

Team Statistics

		<u>Coldwater</u>	<u>Versailles</u>
Offensive	First Downs	18	3
	by Run	8	0
	by Pass	9	2
	by Penalty	1	1
	Rushes - Yards	29-130	30-38
Passes Comp - Att - Yds - Int	18-29-223-1	5-9-43-1	
Total Offensive Plays - Yards	58-353	39-81	
Kicking Game	Punt Returns - Avg	2 - 2	0 - 0
	Kickoff Returns - Avg	1 - 23	6 - 14
	Field Goals Made - Att	1-1	0-0
	Punts - Average	1-28	6-32
Turnovers	Intercepted By	1	1
	Fumbles - Lost	0-0	0-0
	Penalties - Yards	6-54	6-32

Scoring Summary

<u>Team</u>	<u>Time</u>	<u>Qtr</u>	<u>Scoring Play</u>	<u>Conversion</u>	<u>PL-Yds</u>	<u>Score</u>
Coldwater	08:44	1	Adam Klosterman 31 yd pass from Brody Hoying	Matt Kramer kick good	9-67	7 - 0
Coldwater	02:08	1	Adam Klosterman 39 yd pass from Brody Hoying	Matt Kramer kick good	8-80	14 - 0
Coldwater	02:54	2	Mitch Schoenherr 41 yd pass from Brody Hoying	Matt Kramer kick good	4-33	21 - 0
Coldwater	11:09	4	Mitch Schoenherr 1 yd run	Matt Kramer kick good	7-45	28 - 0
Coldwater	05:52	4	Matt Kramer 26 yd field goal		6-31	31 - 0

Individual Statistics

Coldwater

<u>Rushing</u>	<u>Att</u>	<u>Yds</u>	<u>TD</u>	<u>Lg</u>	<u>Avg</u>
Brody Hoying	10	50		10	5.0
Mitch Schoenherr	9	55	1	13	6.1
Adam Klosterman	1	4		4	4.0
Chris Post	5	25		13	5.0
Drew Otten	1	1		1	1.0
Brandon Kunk	1	-2		-2	-2.0
Nick Staugler	2	-3		-1	-1.5

<u>Passing</u>	<u>Att</u>	<u>Cmp</u>	<u>Yds</u>	<u>TD</u>	<u>Int</u>	<u>Lng</u>
Brody Hoying	26	16	228	3		41
Matt Kramer	1	0	0		1	
Jack Hemmelgarn	2	2	-5			1

<u>Receiving</u>	<u>Cat</u>	<u>Yds</u>	<u>TD</u>	<u>Lng</u>	<u>Avg</u>
Adam Klosterman	6	111	2	39	18.5
Matt Kramer	3	27		12	9.0
Mitch Schoenherr	3	62	1	41	20.7
Derek Thobe	3	25		14	8.3
Drew Otten	1	3		3	3.0
Kyle McKibben	2	-5		1	-2.5

<u>Punting</u>	<u>No</u>	<u>Yds</u>	<u>Avg</u>	<u>Lng</u>	<u>Blk</u>
Kyle McKibben	1	28	28.0	28	

<u>Kickoffs</u>	<u>No</u>	<u>Yds</u>	<u>Avg</u>	<u>Lng</u>	<u>TB</u>
Matt Kramer	6	311	51.8	55	

<u>Punt Returns</u>	<u>No</u>	<u>Yds</u>	<u>TD</u>	<u>Lng</u>
Brody Hoying	1	3		3
Aaron Harlamert	1	0		

<u>Kick Returns</u>	<u>No</u>	<u>Yds</u>	<u>TD</u>	<u>Lng</u>
Brody Hoying	1	23		23

<u>Interceptions</u>	<u>No</u>	<u>Yds</u>	<u>TD</u>	<u>Avg</u>
Drew Otten	1	19		19.0

Versailles

<u>Rushing</u>	<u>Att</u>	<u>Yds</u>	<u>TD</u>	<u>Lg</u>	<u>Avg</u>
Nick Campbell	12	-3		6	-0.3
Mitchell Gigandet	13	28		6	2.2
Kyle Dieringer	4	9		6	2.3
Collin Peters	1	4		4	4.0

<u>Passing</u>	<u>Att</u>	<u>Cmp</u>	<u>Yds</u>	<u>TD</u>	<u>Int</u>	<u>Lng</u>
Nick Campbell	9	5	43		1	14

<u>Receiving</u>	<u>Cat</u>	<u>Yds</u>	<u>TD</u>	<u>Lng</u>	<u>Avg</u>
Damien Richard	2	20		14	10.0
Kyle Dieringer	1	7		7	7.0
Jace Barga	2	16		9	8.0

<u>Punting</u>	<u>No</u>	<u>Yds</u>	<u>Avg</u>	<u>Lng</u>	<u>Blk</u>
Damien Richard	6	191	31.8	41	

<u>Kickoffs</u>	<u>No</u>	<u>Yds</u>	<u>Avg</u>	<u>Lng</u>	<u>TB</u>
Damien Richard	2	83	41.5	50	

<u>Punt Returns</u>	<u>No</u>	<u>Yds</u>	<u>TD</u>	<u>Lng</u>
---------------------	-----------	------------	-----------	------------

<u>Kick Returns</u>	<u>No</u>	<u>Yds</u>	<u>TD</u>	<u>Lng</u>
Damien Richard	4	31		16
Jace Barga	2	53		30

<u>Interceptions</u>	<u>No</u>	<u>Yds</u>	<u>TD</u>	<u>Avg</u>
Craig Langenkamp	1	0		



Coldwater vs St Johns
September 20, 2013 at Stadium Park - Delphos
Final Statistics



Score by Quarters

	1	2	3	4	Final
Coldwater (3-1)	14	6	7	14	41
St Johns (1-3)	0	0	0	6	6

Next Week - Minster at Cavalier Stadium - Coldwater

Team Statistics

		<u>Coldwater</u>	<u>St Johns</u>
Offensive	First Downs	15	10
	by Run	9	7
	by Pass	6	1
	by Penalty	0	2
	Rushes - Yards	27-295	41-158
	Passes Comp - Att - Yds - Int	10-15-135-0	2-10-15-0
	Total Offensive Plays - Yards	42-430	51-173
Kicking Game	Punt Returns - Avg	2 - 15	1 - 7
	Kickoff Returns - Avg	2 - 43	5 - 19
	Field Goals Made - Att	0-0	0-0
	Punts - Average	3-31	6-27
Turnovers	Intercepted By	0	0
	Fumbles - Lost	2-2	3-1
	Penalties - Yards	7-51	3-15

Scoring Summary

<u>Team</u>	<u>Time</u>	<u>Qtr</u>	<u>Scoring Play</u>	<u>Conversion</u>	<u>PL-Yds</u>	<u>Score</u>
Coldwater	11:10	1	Brody Hoying 63 yd run	Matt Kramer kick good	2-67	7 - 0
Coldwater	02:42	1	Mitch Schoenherr 11 yd pass from Brody Hoying	Matt Kramer kick good	4-25	14 - 0
Coldwater	00:16	2	Brody Hoying 1 yd run	Matt Kramer kick failed	10-85	20 - 0
Coldwater	00:00	3	Brody Hoying 85 yd run	Matt Kramer kick good	1-15	27 - 0
St Johns	11:22	4	Luke MacLennen 49 yd run	Ben Wrasman kick failed	3-66	27 - 6
Coldwater	08:29	4	Drew Otten 6 yd pass from Brody Hoying	Matt Kramer kick good	5-27	34 - 6
Coldwater	02:45	4	Kraig Schoenherr 47 yd run	Kyle McKibben kick good	4-79	41 - 6

Individual Statistics

Coldwater

<u>Rushing</u>	<u>Att</u>	<u>Yds</u>	<u>TD</u>	<u>Lg</u>	<u>Avg</u>
Mitch Schoenherr	9	44		8	4.9
Brody Hoying	10	179	3	85	17.9
Drew Otten	1	2		2	2.0
Chris Post	2	0		1	
Jack Hemmelgarn	1	-9		-9	-9.0
Cory Selhorst	3	32		14	10.7
Kraig Schoenherr	1	47	1	47	47.0

<u>Passing</u>	<u>Att</u>	<u>Cmp</u>	<u>Yds</u>	<u>TD</u>	<u>Int</u>	<u>Lng</u>
Brody Hoying	15	10	135	2		34

<u>Receiving</u>	<u>Cat</u>	<u>Yds</u>	<u>TD</u>	<u>Lng</u>	<u>Avg</u>
Adam Klosterman	2	18		9	9.0
Mitch Schoenherr	4	62	1	34	15.5
Matt Kramer	2	23		12	11.5
Jason Bills	1	26		26	26.0
Drew Otten	1	6	1	6	6.0

<u>Punting</u>	<u>No</u>	<u>Yds</u>	<u>Avg</u>	<u>Lng</u>	<u>Blk</u>
Kyle McKibben	3	94	31.3	37	

<u>Kickoffs</u>	<u>No</u>	<u>Yds</u>	<u>Avg</u>	<u>Lng</u>	<u>TB</u>
Matt Kramer	5	233	46.6	55	
Kyle McKibben	2	104	52.0	60	1

<u>Punt Returns</u>	<u>No</u>	<u>Yds</u>	<u>TD</u>	<u>Lng</u>
Aaron Harlamert	1	14		14
Andrew Schwieterm:	1	15		15

<u>Kick Returns</u>	<u>No</u>	<u>Yds</u>	<u>TD</u>	<u>Lng</u>
Brody Hoying	1	23		23
Chris Post	1	63		63

<u>Interceptions</u>	<u>No</u>	<u>Yds</u>	<u>TD</u>	<u>Avg</u>
----------------------	-----------	------------	-----------	------------

St Johns

<u>Rushing</u>	<u>Att</u>	<u>Yds</u>	<u>TD</u>	<u>Lg</u>	<u>Avg</u>
Nick Martz	15	34		14	2.3
Tyler Jettinghoff	14	46		16	3.3
Luke MacLennen	6	77	1	49	12.8
Nick Mohler	4	-2		7	-0.5
Nick Buettner	2	3		2	1.5

<u>Passing</u>	<u>Att</u>	<u>Cmp</u>	<u>Yds</u>	<u>TD</u>	<u>Int</u>	<u>Lng</u>
Nick Martz	10	2	15			8

<u>Receiving</u>	<u>Cat</u>	<u>Yds</u>	<u>TD</u>	<u>Lng</u>	<u>Avg</u>
Luke MacLennen	2	15		8	7.5

<u>Punting</u>	<u>No</u>	<u>Yds</u>	<u>Avg</u>	<u>Lng</u>	<u>Blk</u>
Ben Wrasman	6	164	27.3	42	1

<u>Kickoffs</u>	<u>No</u>	<u>Yds</u>	<u>Avg</u>	<u>Lng</u>	<u>TB</u>
Ben Wrasman	2	100	50	50	

<u>Punt Returns</u>	<u>No</u>	<u>Yds</u>	<u>TD</u>	<u>Lng</u>
Tyler Conley	1	7		7

<u>Kick Returns</u>	<u>No</u>	<u>Yds</u>	<u>TD</u>	<u>Lng</u>
Luke MacLennen	5	95		30

<u>Interceptions</u>	<u>No</u>	<u>Yds</u>	<u>TD</u>	<u>Avg</u>
----------------------	-----------	------------	-----------	------------



Coldwater vs Minster

September 27, 2013 at Cavalier Stadium - Coldwater
Final Statistics



Score by Quarters

	1	2	3	4	Final
Coldwater (4-1)	14	21	0	0	35
Minster (2-3)	7	0	0	6	13

Next Week - St Henry at Wally Post Athletic Complex - St. Henry

Team Statistics

		<u>Coldwater</u>	<u>Minster</u>
Offensive	First Downs	15	17
	by Run	11	9
	by Pass	4	8
	by Penalty	0	0
	Rushes - Yards	30-180	31-100
	Passes Comp - Att - Yds - Int	12-25-148-1	14-36-238-1
	Total Offensive Plays - Yards	55-328	67-338
Kicking Game	Punt Returns - Avg	2 - 57	0 - 0
	Kickoff Returns - Avg	3 - 22	4 - 8
	Field Goals Made - Att	0-1	0-0
	Punts - Average	2-26	5-32
Turnovers	Intercepted By	1	1
	Fumbles - Lost	4-1	2-0
	Penalties - Yards	2-20	1-11

Scoring Summary

<u>Team</u>	<u>Time</u>	<u>Qtr</u>	<u>Scoring Play</u>	<u>Conversion</u>	<u>PL-Yds</u>	<u>Score</u>
Coldwater	10:17	1	Brody Hoying 13 yd run	Matt Kramer kick good	7-67	7 - 0
Coldwater	09:19	1	Drew Otten 51 yd punt return	Matt Kramer kick good	1-51	14 - 0
Minster	04:05	1	Ethan Wolf 18 yd pass from Josh Nixon	Jason Schultz kick good	9-55	14 - 7
Coldwater	10:10	2	Adam Klosterman 62 yd punt return	Matt Kramer kick good	1-62	21 - 7
Coldwater	08:10	2	Brody Hoying 31 yd run	Matt Kramer kick good	6-47	28 - 7
Coldwater	02:20	2	Brody Hoying 17 yd run	Matt Kramer kick good	2-71	35 - 7
Minster	07:04	4	Eli Wolf 62 yd pass from Josh Nixon	Jason Schultz kick failed	4-75	35 - 13

Individual Statistics

Coldwater

<u>Rushing</u>	<u>Att</u>	<u>Yds</u>	<u>TD</u>	<u>Lg</u>	<u>Avg</u>
Brody Hoying	14	144	3	31	10.3
Mitch Schoenherr	1	7		7	7.0
Adam Klosterman	1	13		13	13.0
Chris Post	11	29		18	2.6
Team	3	-13		-4	-4.3

Minster

<u>Rushing</u>	<u>Att</u>	<u>Yds</u>	<u>TD</u>	<u>Lg</u>	<u>Avg</u>
Jacob Stechschulte	18	67		13	3.7
Sam Dues	1	2		2	2.0
Josh Nixon	8	21		12	2.6
Paul Dues	2	2		1	1.0
Eli Wolf	2	8		6	4.0

<u>Passing</u>	<u>Att</u>	<u>Cmp</u>	<u>Yds</u>	<u>TD</u>	<u>Int</u>	<u>Lng</u>
Brody Hoying	25	12	148		1	54

<u>Passing</u>	<u>Att</u>	<u>Cmp</u>	<u>Yds</u>	<u>TD</u>	<u>Int</u>	<u>Lng</u>
Josh Nixon	36	14	238	2	1	62

<u>Receiving</u>	<u>Cat</u>	<u>Yds</u>	<u>TD</u>	<u>Lng</u>	<u>Avg</u>
Matt Kramer	4	42		32	10.5
Mitch Schoenherr	1	8		8	8.0
Drew Otten	2	11		7	5.5
Adam Klosterman	3	77		54	25.7
Jason Bills	1	6		6	6.0
Aaron Harlamert	1	4		4	4.0

<u>Receiving</u>	<u>Cat</u>	<u>Yds</u>	<u>TD</u>	<u>Lng</u>	<u>Avg</u>
Ethan Wolf	5	52	1	18	10.4
Eli Wolf	5	118	1	62	23.6
Jacob Stechschulte	2	13		13	6.5
Jacob Dues	1	31		31	31.0
A.J. Huelsman	1	24		24	24.0

<u>Punting</u>	<u>No</u>	<u>Yds</u>	<u>Avg</u>	<u>Lng</u>	<u>Blk</u>
Brody Hoying	2	52	26.0	35	

<u>Punting</u>	<u>No</u>	<u>Yds</u>	<u>Avg</u>	<u>Lng</u>	<u>Blk</u>
Ethan Wolf	5	162	32.4	41	

<u>Kickoffs</u>	<u>No</u>	<u>Yds</u>	<u>Avg</u>	<u>Lng</u>	<u>TB</u>
Matt Kramer	6	318	53.0	60	2

<u>Kickoffs</u>	<u>No</u>	<u>Yds</u>	<u>Avg</u>	<u>Lng</u>	<u>TB</u>
Jason Schultz	3	152	50.7	52	

<u>Punt Returns</u>	<u>No</u>	<u>Yds</u>	<u>TD</u>	<u>Lng</u>
Drew Otten	1	51	1	51
Adam Klosterman	1	62	1	62

<u>Punt Returns</u>	<u>No</u>	<u>Yds</u>	<u>TD</u>	<u>Lng</u>
			1	
			1	

<u>Kick Returns</u>	<u>No</u>	<u>Yds</u>	<u>TD</u>	<u>Lng</u>
Brody Hoying	1	24		24
Drew Otten	1	19		19
Aaron Harlamert	1	24		24

<u>Kick Returns</u>	<u>No</u>	<u>Yds</u>	<u>TD</u>	<u>Lng</u>
Jacob Stechschulte	3	30		13
Eli Wolf	1	0		

<u>Interceptions</u>	<u>No</u>	<u>Yds</u>	<u>TD</u>	<u>Avg</u>
Brandon Kunk	1	19		19.0

<u>Interceptions</u>	<u>No</u>	<u>Yds</u>	<u>TD</u>	<u>Avg</u>
Paul Dues	1	2		2



Coldwater vs St Henry

October 04, 2013 at Wally Post Athletic Complex - St. Henry
Final Statistics



Score by Quarters

	1	2	3	4	Final
Coldwater (5-1)	7	14	14	0	35
St Henry (1-5)	0	6	0	0	6

Next Week - Anna at Cavalier Stadium - Coldwater

Team Statistics

		<u>Coldwater</u>	<u>St Henry</u>
Offensive	First Downs	19	13
	by Run	10	4
	by Pass	9	7
	by Penalty	0	2
	Rushes - Yards	31-231	34-78
Passes Comp - Att - Yds - Int		10-12-174-0	13-23-101-1
Total Offensive Plays - Yards		43-405	57-179
Kicking Game	Punt Returns - Avg	1 - 13	0 - 0
	Kickoff Returns - Avg	1 - 15	5 - 17
	Field Goals Made - Att	0-0	0-1
	Punts - Average	0-0	2-25
Turnovers	Interceptioned By	1	0
	Fumbles - Lost	2-1	2-2
	Penalties - Yards	5-44	3-18

Scoring Summary

<u>Team</u>	<u>Time</u>	<u>Qtr</u>	<u>Scoring Play</u>	<u>Conversion</u>	<u>PL-Yds</u>	<u>Score</u>
Coldwater	07:54	1	Matt Kremer fumble recovery in end zone	Matt Kramer kick good	5-40	7 - 0
Coldwater	11:55	2	Mitch Schoenherr 13 yd pass from Brody Hoying	Matt Kramer kick good	8-84	14 - 0
Coldwater	03:04	2	Brody Hoying 13 yd run	Matt Kramer kick good	6-80	21 - 0
St Henry	00:00	2	Jeff Paul 4 yd pass from Mitchel Stammen	Run failed	11-67	21 - 6
Coldwater	10:21	3	Brody Hoying 73 yd run	Matt Kramer kick good	4-83	28 - 6
Coldwater	04:29	3	Adam Klosterman 15 yd pass from Brody Hoying	Matt Kramer kick good	9-55	35 - 6

Individual Statistics

Coldwater

<u>Rushing</u>	<u>Att</u>	<u>Yds</u>	<u>TD</u>	<u>Lg</u>	<u>Avg</u>
Mitch Schoenherr	6	36		21	6.0
Brody Hoying	10	136	2	73	13.6
Chris Post	3	0		2	
Adam Klosterman	1	9		9	9.0
Nick Staugler	8	46		14	5.8
Jack Hemmelgarn	1	7		7	7.0
Kraig Schoenherr	1	-4		-4	-4.0

<u>Passing</u>	<u>Att</u>	<u>Cmp</u>	<u>Yds</u>	<u>TD</u>	<u>Int</u>	<u>Lng</u>
Brody Hoying	11	10	174	2		41
Jack Hemmelgarn	1	0	0			

<u>Receiving</u>	<u>Cat</u>	<u>Yds</u>	<u>TD</u>	<u>Lng</u>	<u>Avg</u>
Drew Otten	2	22		13	11.0
Derek Thobe	3	41		24	13.7
Mitch Schoenherr	1	13	1	13	13.0
Adam Klosterman	4	98	1	41	24.5

<u>Punting</u>	<u>No</u>	<u>Yds</u>	<u>Avg</u>	<u>Lng</u>	<u>Blk</u>

<u>Kickoffs</u>	<u>No</u>	<u>Yds</u>	<u>Avg</u>	<u>Lng</u>	<u>TB</u>
Matt Kramer	6	310	51.7	60	2

<u>Punt Returns</u>	<u>No</u>	<u>Yds</u>	<u>TD</u>	<u>Lng</u>
Adam Klosterman	1	13		13

<u>Kick Returns</u>	<u>No</u>	<u>Yds</u>	<u>TD</u>	<u>Lng</u>
Chris Post	1	15		15

<u>Interceptions</u>	<u>No</u>	<u>Yds</u>	<u>TD</u>	<u>Avg</u>
Aaron Harlamert	1	0		

St Henry

<u>Rushing</u>	<u>Att</u>	<u>Yds</u>	<u>TD</u>	<u>Lg</u>	<u>Avg</u>
Jesse Niekamp	18	53		9	2.9
Mitchel Stammen	7	10		15	1.4
Tyler Schwieterman	1	-2		-2	-2.0
Jordan Osterholt	1	-1		-1	-1.0
Adam Reichert	4	17		7	4.3
Paul Stammen	1	-1		-1	-1.0
Mitch Schwieterman	2	2		3	1.0

<u>Passing</u>	<u>Att</u>	<u>Cmp</u>	<u>Yds</u>	<u>TD</u>	<u>Int</u>	<u>Lng</u>
Mitchel Stammen	23	13	101	1	1	29

<u>Receiving</u>	<u>Cat</u>	<u>Yds</u>	<u>TD</u>	<u>Lng</u>	<u>Avg</u>
Jeff Paul	5	63	1	29	12.6
Tyler Schwieterman	1	3		3	3.0
Jesse Niekamp	2	6		11	3.0
AJ Niekamp	2	12		7	6.0
Blake Hoyng	2	6		4	3.0
Jordan Osterholt	1	11		11	11.0

<u>Punting</u>	<u>No</u>	<u>Yds</u>	<u>Avg</u>	<u>Lng</u>	<u>Blk</u>
Mitchel Stammen	2	50	25	36	

<u>Kickoffs</u>	<u>No</u>	<u>Yds</u>	<u>Avg</u>	<u>Lng</u>	<u>TB</u>
Tyler Schwieterman	1	58	58	58	

<u>Punt Returns</u>	<u>No</u>	<u>Yds</u>	<u>TD</u>	<u>Lng</u>

<u>Kick Returns</u>	<u>No</u>	<u>Yds</u>	<u>TD</u>	<u>Lng</u>
AJ Niekamp	2	32		20
Jesse Niekamp	2	43		32
Adam Reichert	1	12		12

<u>Interceptions</u>	<u>No</u>	<u>Yds</u>	<u>TD</u>	<u>Avg</u>



Coldwater vs Anna
October 11, 2013 at Cavalier Stadium - Coldwater
Final Statistics



Score by Quarters

	1	2	3	4	Final
Coldwater (6-1)	23	14	6	0	43
Anna (2-5)	0	0	0	7	7

Next Week - Marion Local at Booster Stadium - Maria Stein

Team Statistics

		<u>Coldwater</u>	<u>Anna</u>
Offensive	First Downs	16	14
	by Run	12	9
	by Pass	4	5
	by Penalty	0	0
	Rushes - Yards	30-227	46-178
	Passes Comp - Att - Yds - Int	6-14-77-1	6-18-47-3
	Total Offensive Plays - Yards	44-304	64-225
Kicking Game	Punt Returns - Avg	1 - 38	2 - 1
	Kickoff Returns - Avg	2 - 11	6 - 20
	Field Goals Made - Att	1-1	-
	Punts - Average	3-25	2-28
Turnovers	Intercepted By	3	1
	Fumbles - Lost	0-0	4-3
	Penalties - Yards	5-39	4-34

Scoring Summary

<u>Team</u>	<u>Time</u>	<u>Qtr</u>	<u>Scoring Play</u>	<u>Conversion</u>	<u>PL-Yds</u>	<u>Score</u>
Coldwater	10:44	1	Adam Klosterman 50 yd interception	Matt Kramer kick failed	1-50	6 - 0
Coldwater	07:26	1	Brody Hoying 16 yd run	Matt Kramer kick good	2-69	13 - 0
Coldwater	05:04	1	Matt Kramer 22 yd field goal		6-32	16 - 0
Coldwater	03:36	1	Brody Hoying 11 yd run	Matt Kramer kick good	3-26	23 - 0
Coldwater	11:36	2	Brody Hoying 14 yd run	Matt Kramer kick good	1-14	30 - 0
Coldwater	02:23	2	Brody Hoying 1 yd run	Matt Kramer kick good	9-72	37 - 0
Coldwater	09:48	3	Chris Post 1 yd run	Matt Kramer kick failed	6-75	43 - 0
Anna	10:02	4	Matthew Bruce 4 yd run	Collin Edwards kick good	8-35	43 - 7

Individual Statistics

Coldwater

<u>Rushing</u>	<u>Att</u>	<u>Yds</u>	<u>TD</u>	<u>Lg</u>	<u>Avg</u>
Brody Hoying	8	76	4	16	9.5
Mitch Schoenherr	2	14		15	7.0
Drew Otten	1	19		19	19.0
Kraig Schoenherr	4	42		26	10.5
Chris Post	5	23	1	12	4.6
Cory Selhorst	1	3		3	3.0
Nick Staugler	5	16		9	3.2
Zach Huff	2	17		12	8.5
Jack Hemmelgarn	2	17		15	8.5

<u>Passing</u>	<u>Att</u>	<u>Cmp</u>	<u>Yds</u>	<u>TD</u>	<u>Int</u>	<u>Lng</u>
Brody Hoying	10	5	80		1	31
Matt Kramer	1	0	0			
Jack Hemmelgarn	3	1	-3			-3

<u>Receiving</u>	<u>Cat</u>	<u>Yds</u>	<u>TD</u>	<u>Lng</u>	<u>Avg</u>
Derek Thobe	2	29		23	14.5
Drew Otten	2	40		31	20.0
Adam Klosterman	1	11		11	11.0
Nick Staugler	1	-3		-3	-3.0

<u>Punting</u>	<u>No</u>	<u>Yds</u>	<u>Avg</u>	<u>Lng</u>	<u>Blk</u>
Brody Hoying	1	28	28.0	28	
Ryan Griesdorn	2	48	24.0	29	

<u>Kickoffs</u>	<u>No</u>	<u>Yds</u>	<u>Avg</u>	<u>Lng</u>	<u>TB</u>
Matt Kramer	8	381	47.6	60	1

<u>Punt Returns</u>	<u>No</u>	<u>Yds</u>	<u>TD</u>	<u>Lng</u>
Adam Klosterman	1	38		38

<u>Kick Returns</u>	<u>No</u>	<u>Yds</u>	<u>TD</u>	<u>Lng</u>
Chris Post	2	22		15

<u>Interceptions</u>	<u>No</u>	<u>Yds</u>	<u>TD</u>	<u>Avg</u>
Adam Klosterman	1	50	1	50.0
Drew Otten	1	18		18.0
Aaron Harlamert	1	0		

Anna

<u>Rushing</u>	<u>Att</u>	<u>Yds</u>	<u>TD</u>	<u>Lg</u>	<u>Avg</u>
Matthew Bruce	22	93	1	14	4.2
Jordan Jurosic	7	30		8	4.3
Josh Robinson	7	13		12	1.9
John Cain	1	2		2	2.0
Connor Rioch	4	18		12	4.5
Evan Romie	1	2		2	2.0
Cameron Demoss	4	20		7	5.0

<u>Passing</u>	<u>Att</u>	<u>Cmp</u>	<u>Yds</u>	<u>TD</u>	<u>Int</u>	<u>Lng</u>
Josh Robinson	17	6	47		3	14
Kyle Wuebker	1	0	0			

<u>Receiving</u>	<u>Cat</u>	<u>Yds</u>	<u>TD</u>	<u>Lng</u>	<u>Avg</u>
Ryan Counts	2	16		14	8.0
Jordan Jurosic	1	4		4	4.0
Wes Showalter	1	7		7	7.0
Nick Ihle	2	20		12	10.0

<u>Punting</u>	<u>No</u>	<u>Yds</u>	<u>Avg</u>	<u>Lng</u>	<u>Blk</u>
Luke Albers	2	56	28	29	

<u>Kickoffs</u>	<u>No</u>	<u>Yds</u>	<u>Avg</u>	<u>Lng</u>	<u>TB</u>
Luke Albers	2	89	44.5	46	

<u>Punt Returns</u>	<u>No</u>	<u>Yds</u>	<u>TD</u>	<u>Lng</u>
Matthew Bruce	1	2		2
Shane Grieves	1	0		

<u>Kick Returns</u>	<u>No</u>	<u>Yds</u>	<u>TD</u>	<u>Lng</u>
Travis Grieves	2	46		31
Jordan Jurosic	1	20		20
Luke Albers	1	2		2
Matthew Bruce	1	29		29
Connor Rioch	1	22		22

<u>Interceptions</u>	<u>No</u>	<u>Yds</u>	<u>TD</u>	<u>Avg</u>
Nick Doseck	1	0		



Coldwater vs Marion Local
October 18, 2013 at Booster Stadium - Maria Stein
Final Statistics



Score by Quarters

	1	2	3	4	Final
Coldwater (6-2)	7	0	7	0	14
Marion Local (8-0)	12	21	7	7	47

Next Week - Parkway at Cavalier Stadium - Coldwater

Team Statistics

		<u>Coldwater</u>	<u>Marion Local</u>
Offensive	First Downs	10	16
	by Run	6	11
	by Pass	4	4
	by Penalty	0	1
	Rushes - Yards	29-190	42-122
Passes Comp - Att - Yds - Int	11-27-85-2	8-14-213-1	
Total Offensive Plays - Yards	56-275	56-335	
Kicking Game	Punt Returns - Avg	0 - 0	3 - 18
	Kickoff Returns - Avg	5 - 11	2 - 23
	Field Goals Made - Att	0-0	0-0
	Punts - Average	6-34	1-34
Turnovers	Intercepted By	1	2
	Fumbles - Lost	6-1	3-3
	Penalties - Yards	10-55	3-15

Scoring Summary

<u>Team</u>	<u>Time</u>	<u>Qtr</u>	<u>Scoring Play</u>	<u>Conversion</u>	<u>PL-Yds</u>	<u>Score</u>
Marion Local	06:42	1	Jacy Goettemoeller 1 yd run	Peyton Kramer kick failed	8-32	0 - 6
Coldwater	04:51	1	Adam Klosterman 19 yd pass from Brody Hoying	Matt Kramer kick good	4-80	7 - 6
Marion Local	01:08	1	Hunter Wilker 41 yd pass from Dustin Rethman	Pass failed	7-67	7 - 12
Marion Local	11:42	2	Ryan Bruns 4 yd pass from Dustin Rethman	Peyton Kramer kick good	1-4	7 - 19
Marion Local	08:27	2	Jacy Goettemoeller 16 yd run	Peyton Kramer kick good	1-21	7 - 26
Marion Local	05:09	2	Hunter Wilker 85 yd pass from Dustin Rethman	Peyton Kramer kick good	1-85	7 - 33
Marion Local	07:28	3	Troy Homan 39 yd pass from Dustin Rethman	Peyton Kramer kick good	1-39	7 - 40
Coldwater	03:28	3	Adam Klosterman 12 yd pass from Brody Hoying	Matt Kramer kick good	11-86	14 - 40
Marion Local	07:09	4	Jacy Goettemoeller 3 yd run	Peyton Kramer kick good	15-65	14 - 47

Individual Statistics

Coldwater

<u>Rushing</u>	<u>Att</u>	<u>Yds</u>	<u>TD</u>	<u>Lg</u>	<u>Avg</u>
Brody Hoying	17	127		68	7.5
Drew Otten	1	6		6	6.0
Kraig Schoenherr	1	9		9	9.0
Chris Post	4	38		14	9.5
Nick Staugler	2	2		3	1.0
Kraig Schoenherr	1	3		3	3.0
Jack Hemmelgarn	2	-4		3	-2.0
Team	1	9		9	9.0

<u>Passing</u>	<u>Att</u>	<u>Cmp</u>	<u>Yds</u>	<u>TD</u>	<u>Int</u>	<u>Lng</u>
Brody Hoying	21	9	71	2	1	19
Jack Hemmelgarn	6	2	14		1	8

<u>Receiving</u>	<u>Cat</u>	<u>Yds</u>	<u>TD</u>	<u>Lng</u>	<u>Avg</u>
Adam Klosterman	4	47	2	19	11.8
Matt Kramer	1	1		1	1.0
Chris Post	2	6		4	3.0
Drew Otten	2	17		12	8.5
Jason Bills	1	8		8	8.0
Brandon Kunk	1	6		6	6.0

<u>Punting</u>	<u>No</u>	<u>Yds</u>	<u>Avg</u>	<u>Lng</u>	<u>Blk</u>
Brody Hoying	5	161	32.2	37	
Ryan Griesdorn	1	43	43.0	43	

<u>Kickoffs</u>	<u>No</u>	<u>Yds</u>	<u>Avg</u>	<u>Lng</u>	<u>TB</u>
Matt Kramer	2	91	45.5	52	

<u>Punt Returns</u>	<u>No</u>	<u>Yds</u>	<u>TD</u>	<u>Lng</u>

<u>Kick Returns</u>	<u>No</u>	<u>Yds</u>	<u>TD</u>	<u>Lng</u>
Chris Post	1	9		9
Drew Otten	3	44		20
Kraig Schoenherr	1	0		

<u>Interceptions</u>	<u>No</u>	<u>Yds</u>	<u>TD</u>	<u>Avg</u>
Brody Hoying	1	3		3.0

Marion Local

<u>Rushing</u>	<u>Att</u>	<u>Yds</u>	<u>TD</u>	<u>Lg</u>	<u>Avg</u>
Jacy Goettemoeller	24	106	3	16	4.4
Hunter Wilker	2	-1			-0.5
Dustin Rethman	5	-3		3	-0.6
Aaron Nietfeld	5	32		8	6.4
Jack Homan	4	-6		3	-1.5
Team	2	-6		-3	-3.0

<u>Passing</u>	<u>Att</u>	<u>Cmp</u>	<u>Yds</u>	<u>TD</u>	<u>Int</u>	<u>Lng</u>
Dustin Rethman	14	8	213	4	1	85

<u>Receiving</u>	<u>Cat</u>	<u>Yds</u>	<u>TD</u>	<u>Lng</u>	<u>Avg</u>
Troy Homan	4	73	1	39	18.3
Hunter Wilker	3	136	2	85	45.3
Ryan Bruns	1	4	1	4	4.0

<u>Punting</u>	<u>No</u>	<u>Yds</u>	<u>Avg</u>	<u>Lng</u>	<u>Blk</u>
Dustin Rethman	1	34	34	34	

<u>Kickoffs</u>	<u>No</u>	<u>Yds</u>	<u>Avg</u>	<u>Lng</u>	<u>TB</u>
Peyton Kramer	7	369	52.7	60	2

<u>Punt Returns</u>	<u>No</u>	<u>Yds</u>	<u>TD</u>	<u>Lng</u>
Hunter Wilker	3	55		55

<u>Kick Returns</u>	<u>No</u>	<u>Yds</u>	<u>TD</u>	<u>Lng</u>
Blake Benton	1	12		12
Jacy Goettemoeller	1	33		33

<u>Interceptions</u>	<u>No</u>	<u>Yds</u>	<u>TD</u>	<u>Avg</u>
Brandon Prenger	1	21		21
Blake Benton	1	10		10



Coldwater vs Parkway
October 25, 2013 at Cavalier Stadium - Coldwater
Final Statistics



Score by Quarters

	1	2	3	4	Final
Coldwater (7-2)	28	13	0	7	48
Parkway (3-6)	0	0	0	6	6

Next Week - Ft Recovery at Barrenbrunge Park - Ft. Recovery

Team Statistics

		<u>Coldwater</u>	<u>Parkway</u>
Offensive	First Downs	18	8
	by Run	12	6
	by Pass	5	2
	by Penalty	1	0
	Rushes - Yards	39-209	30-150
Passes Comp - Att - Yds - Int	15-20-173-0	5-16-61-2	
Total Offensive Plays - Yards		59-382	46-211
Kicking Game	Punt Returns - Avg	4 - 12	2 - 11
	Kickoff Returns - Avg	1 - 0	8 - 16
	Field Goals Made - Att	0-0	-
	Punts - Average	3-39	6-29
Turnovers	Intercepted By	2	0
	Fumbles - Lost	3-2	3-1
	Penalties - Yards	3-20	1-15

Scoring Summary

<u>Team</u>	<u>Time</u>	<u>Qtr</u>	<u>Scoring Play</u>	<u>Conversion</u>	<u>PL-Yds</u>	<u>Score</u>
Coldwater	11:45	1	Brody Hoying 21 yd interception	Matt Kramer kick good	1-21	7 - 0
Coldwater	08:22	1	Brody Hoying 28 yd run	Matt Kramer kick good	3-59	14 - 0
Coldwater	05:04	1	Matt Kramer 3 yd pass from Brody Hoying	Matt Kramer kick good	5-66	21 - 0
Coldwater	02:22	1	Brody Hoying 8 yd run	Matt Kramer kick good	3-11	28 - 0
Coldwater	10:56	2	Nick Staugler 3 yd run	Matt Kramer kick failed	4-80	34 - 0
Coldwater	04:15	2	Matt Kramer 27 yd pass from Jack Hemmelgarn	Matt Kramer kick good	12-80	41 - 0
Parkway	05:18	4	Ryan On 2 yd run	Ryan Lautzenheiser kick failed	7-74	41 - 6
Coldwater	01:35	4	Cory Selhorst 12 yd run	Kyle McKibben kick good	7-58	48 - 6

Individual Statistics

Coldwater

<u>Rushing</u>	<u>Att</u>	<u>Yds</u>	<u>TD</u>	<u>Lg</u>	<u>Avg</u>
Brody Hoying	2	36	2	28	18.0
Mitch Schoenherr	5	47		22	9.4
Kraig Schoenherr	4	63		52	15.8
Nick Staugler	8	3	1	5	0.4
Brandon Kunk	1	1		1	1.0
Chris Post	3	19		12	6.3
Jack Hemmelgarn	4	20		9	5.0
Zach Homan	1	-10		-10	-10.0
Greg Gilliland	1	2		2	2.0
Cory Selhorst	7	51	1	24	7.3
Andrew Gillum	1	8		8	8.0
Team	2	-31		-5	-15.5

<u>Passing</u>	<u>Att</u>	<u>Cmp</u>	<u>Yds</u>	<u>TD</u>	<u>Int</u>	<u>Lng</u>
Brody Hoying	6	6	89	1		44
Jack Hemmelgarn	11	8	76	1		27
Greg Gilliland	3	1	8			8

<u>Receiving</u>	<u>Cat</u>	<u>Yds</u>	<u>TD</u>	<u>Lng</u>	<u>Avg</u>
Derek Thobe	1	9		9	9.0
Matt Kramer	3	39	2	27	13.0
Nick Staugler	1	0			
Drew Otten	3	34		24	11.3
Adam Klosterman	1	44		44	44.0
Chris Post	2	8		5	4.0
Zach Homan	2	18		10	9.0
Brandon Kunk	1	13		13	13.0
Andrew Gillum	1	8		8	8.0

<u>Punting</u>	<u>No</u>	<u>Yds</u>	<u>Avg</u>	<u>Lng</u>	<u>Blk</u>
Ryan Griesdorn	3	117	39.0	43	

<u>Kickoffs</u>	<u>No</u>	<u>Yds</u>	<u>Avg</u>	<u>Lng</u>	<u>TB</u>
Matt Kramer	4	163	40.8	45	
Kyle McKibben	4	190	47.5	50	

<u>Punt Returns</u>	<u>No</u>	<u>Yds</u>	<u>TD</u>	<u>Lng</u>
Adam Klosterman	2	1		1
Drew Otten	2	48		53

<u>Kick Returns</u>	<u>No</u>	<u>Yds</u>	<u>TD</u>	<u>Lng</u>
Andy Brunet	1	0		

<u>Interceptions</u>	<u>No</u>	<u>Yds</u>	<u>TD</u>	<u>Avg</u>
Brody Hoying	1	21	1	21.0
Derek Thobe	1	0		

Parkway

<u>Rushing</u>	<u>Att</u>	<u>Yds</u>	<u>TD</u>	<u>Lg</u>	<u>Avg</u>
Justin Barna	8	-2		6	-0.3
Dakota Hucke	8	28		20	3.5
Sage Dugan	9	80		26	8.9
Ryan On	3	0	1	2	
Caleb Heindel	1	44		44	44.0
Cody Kuhn	1	0			

<u>Passing</u>	<u>Att</u>	<u>Cmp</u>	<u>Yds</u>	<u>TD</u>	<u>Int</u>	<u>Lng</u>
Justin Barna	16	5	61		2	38

<u>Receiving</u>	<u>Cat</u>	<u>Yds</u>	<u>TD</u>	<u>Lng</u>	<u>Avg</u>
Sage Dugan	2	9		7	4.5
Kris Gangwer	1	8		8	8.0
Brant Barna	1	38		38	38.0
Ryan On	1	6		6	6.0

<u>Punting</u>	<u>No</u>	<u>Yds</u>	<u>Avg</u>	<u>Lng</u>	<u>Blk</u>
Brant Barna	6	174	29	35	

<u>Kickoffs</u>	<u>No</u>	<u>Yds</u>	<u>Avg</u>	<u>Lng</u>	<u>TB</u>
Brant Barna	1	24	24	24	

<u>Punt Returns</u>	<u>No</u>	<u>Yds</u>	<u>TD</u>	<u>Lng</u>
Kris Gangwer	1	1		1
Alec Schoenleben	1	21		21

<u>Kick Returns</u>	<u>No</u>	<u>Yds</u>	<u>TD</u>	<u>Lng</u>
Kris Gangwer	5	87		39
Dakota Hucke	1	0		
Caleb Heindel	1	13		13
Ryan On	1	24		24

<u>Interceptions</u>	<u>No</u>	<u>Yds</u>	<u>TD</u>	<u>Avg</u>
----------------------	-----------	------------	-----------	------------



Coldwater vs Ft Recovery

November 01, 2013 at Barrenbrunge Park - Ft. Recovery
Final Statistics



Score by Quarters

	1	2	3	4	Final
Coldwater (8-2)	21	21	0	0	42
Ft Recovery (3-7)	0	7	7	0	14

Team Statistics

	<u>Coldwater</u>	<u>Ft Recovery</u>
Offensive		
First Downs	9	15
by Run	5	7
by Pass	4	8
by Penalty	0	0
Rushes - Yards	23-127	37-115
Passes Comp - Att - Yds - Int	7-13-117-0	15-29-123-3
Total Offensive Plays - Yards	36-244	66-238
Kicking Game		
Punt Returns - Avg	2 - 26	5 - 4
Kickoff Returns - Avg	3 - 3	6 - 13
Field Goals Made - Att	0-0	-
Punts - Average	5-31	4-26
Turnovers		
Intercepted By	3	0
Fumbles - Lost	0-0	2-1
Penalties - Yards	4-20	2-10

Scoring Summary

<u>Team</u>	<u>Time</u>	<u>Qtr</u>	<u>Scoring Play</u>	<u>Conversion</u>	<u>PL-Yds</u>	<u>Score</u>
Coldwater	05:00	1	Adam Klosterman 53 yd pass from Brody Hoying	Kyle McKibben kick good	3-64	7 - 0
Coldwater	01:12	1	Brody Hoying 47 yd run	Kyle McKibben kick good	4-58	14 - 0
Coldwater	00:38	1	Kraig Schoenherr 45 yd pass from Brody Hoying	Kyle McKibben kick good	1-45	21 - 0
Coldwater	11:44	2	Brody Hoying 21 yd run	Kyle McKibben kick good	1-21	28 - 0
Coldwater	08:59	2	Jason Bills 2 yd pass from Brody Hoying	Kyle McKibben kick good	2-2	35 - 0
Coldwater	08:17	2	Adam Klosterman 27 yd interception	Kyle McKibben kick good	1-27	42 - 0
Ft Recovery	00:20	2	Darien Sheffer 2 yd run	Darien Sheffer kick good	15-70	42 - 7
Ft Recovery	09:45	3	Cole Hull 14 yd pass from Darien Sheffer	Darien Sheffer kick good	4-53	42 - 14

Individual Statistics

Coldwater

<u>Rushing</u>	<u>Att</u>	<u>Yds</u>	<u>TD</u>	<u>Lg</u>	<u>Avg</u>
Brody Hoying	3	77	2	47	25.7
Mitch Schoenherr	1	4		4	4.0
Greg Gilliland	4	13		11	3.3
Nick Staugler	3	15		9	5.0
Kraig Schoenherr	2	12		6	6.0
Chris Post	2	11		6	5.5
Cory Selhorst	5	1		3	0.2
Jack Hemmelgarn	3	-6		5	-2.0

<u>Passing</u>	<u>Att</u>	<u>Cmp</u>	<u>Yds</u>	<u>TD</u>	<u>Int</u>	<u>Lng</u>
Brody Hoying	7	5	114	3		53
Greg Gilliland	3	0	0			
Jack Hemmelgarn	3	2	3			5

<u>Receiving</u>	<u>Cat</u>	<u>Yds</u>	<u>TD</u>	<u>Lng</u>	<u>Avg</u>
Matt Kramer	1	12		12	12.0
Adam Klosterman	1	53	1	53	53.0
Mitch Schoenherr	1	2		2	2.0
Kraig Schoenherr	1	45	1	45	45.0
Jason Bills	1	2	1	2	2.0
Nick Staugler	1	-2		-2	-2.0
Collin Seitz	1	5		5	5.0

<u>Punting</u>	<u>No</u>	<u>Yds</u>	<u>Avg</u>	<u>Lng</u>	<u>Blk</u>
Ryan Griesdorn	5	157	31.4	35	

<u>Kickoffs</u>	<u>No</u>	<u>Yds</u>	<u>Avg</u>	<u>Lng</u>	<u>TB</u>
Kyle McKibben	7	335	47.9	60	1

<u>Punt Returns</u>	<u>No</u>	<u>Yds</u>	<u>TD</u>	<u>Lng</u>
Drew Otten	1	51		51
Chris Post	1	0		

<u>Kick Returns</u>	<u>No</u>	<u>Yds</u>	<u>TD</u>	<u>Lng</u>
Jason Kaiser	1	2		2
Kraig Schoenherr	1	4		4
Chris Post	1	2		2

<u>Interceptions</u>	<u>No</u>	<u>Yds</u>	<u>TD</u>	<u>Avg</u>
Derek Thobe	2	23		11.5
Adam Klosterman	1	27	1	27.0

Ft Recovery

<u>Rushing</u>	<u>Att</u>	<u>Yds</u>	<u>TD</u>	<u>Lg</u>	<u>Avg</u>
Kyle Timmerman	24	74		18	3.1
Alex Wenning	5	12	1	6	2.4
Darien Sheffer	3	21		15	7.0
Mitch Stammen	1	-1		-1	-1.0
Cole Hull	1	3		3	3.0
Caleb Martin	2	1		7	0.5
Wes Wenning	1	5		5	5.0

<u>Passing</u>	<u>Att</u>	<u>Cmp</u>	<u>Yds</u>	<u>TD</u>	<u>Int</u>	<u>Lng</u>
Darien Sheffer	20	11	103	1	1	19
Mitch Stammen	3	1	7		2	7
Caleb Martin	6	3	13			11

<u>Receiving</u>	<u>Cat</u>	<u>Yds</u>	<u>TD</u>	<u>Lng</u>	<u>Avg</u>
Kyle Timmerman	2	8		9	4.0
Mitch Stammen	4	41		19	10.3
Evan Schoen	3	31		16	10.3
Cole Hull	3	22	1	14	7.3
Kyle Schroer	1	10		10	10.0
Cody Grube	1	11		11	11.0
Wes Wenning	1	0			

<u>Punting</u>	<u>No</u>	<u>Yds</u>	<u>Avg</u>	<u>Lng</u>	<u>Blk</u>
Darien Sheffer	4	102	25.5	33	

<u>Kickoffs</u>	<u>No</u>	<u>Yds</u>	<u>Avg</u>	<u>Lng</u>	<u>TB</u>
Darien Sheffer	3	104	34.7	38	

<u>Punt Returns</u>	<u>No</u>	<u>Yds</u>	<u>TD</u>	<u>Lng</u>
Kyle Schroer	2	3		3
Cody Grube	3	17		17

<u>Kick Returns</u>	<u>No</u>	<u>Yds</u>	<u>TD</u>	<u>Lng</u>
Cole Hull	3	43		19
Kyle Schroer	1	14		14
Alex Wenning	2	21		11

<u>Interceptions</u>	<u>No</u>	<u>Yds</u>	<u>TD</u>	<u>Avg</u>
----------------------	-----------	------------	-----------	------------



Coldwater vs Eastwood

November 08, 2013 at Eastwood High School - Pemberville
Final Statistics



Score by Quarters

	1	2	3	4	Final
Coldwater (9-2)	7	14	21	0	42
Eastwood (8-3)	6	10	0	0	16

Next Week - Week12 at TBD

Team Statistics

		<u>Coldwater</u>	<u>Eastwood</u>
Offensive	First Downs	21	11
	by Run	15	5
	by Pass	5	3
	by Penalty	1	3
	Rushes - Yards	40-272	48-137
	Passes Comp - Att - Yds - Int	7-13-98-1	3-9-56-0
Total Offensive Plays - Yards		53-370	57-193
Kicking Game	Punt Returns - Avg	2 - 24	1 - 8
	Kickoff Returns - Avg	1 - 18	6 - 17
	Field Goals Made - Att	0-0	1 - 1
	Punts - Average	1-38	4-41
Turnovers	Interceptioned By	0	1
	Fumbles - Lost	1-0	1-1
	Penalties - Yards	4-38	2-25

Scoring Summary

<u>Team</u>	<u>Time</u>	<u>Qtr</u>	<u>Scoring Play</u>	<u>Conversion</u>	<u>PL-Yds</u>	<u>Score</u>
Eastwood	05:24	1	Devin Snowden 2 yd run	Lucas McCullough kick failed	14-65	0 - 6
Coldwater	01:09	1	Brody Hoying 5 yd run	Matt Kramer kick good	11-69	7 - 6
Coldwater	10:30	2	Brody Hoying 49 yd run	Matt Kramer kick good	3-69	14 - 6
Coldwater	07:24	2	Brody Hoying 8 yd run	Matt Kramer kick good	6-43	21 - 6
Eastwood	02:30	2	Devin Snowden 3 yd run	Lucas McCullough kick good	9-61	21 - 13
Eastwood	00:01	2	Lucas McCullough 24 yd field goal		6-31	21 - 16
Coldwater	08:35	3	Drew Otten 19 yd pass from Matt Kramer	Matt Kramer kick good	11-80	28 - 16
Coldwater	06:33	3	Brody Hoying 13 yd run	Matt Kramer kick good	4-28	35 - 16
Coldwater	00:10	3	Mitch Schoenherr 2 yd run	Matt Kramer kick good	9-82	42 - 16

Individual Statistics

Coldwater

<u>Rushing</u>	<u>Att</u>	<u>Yds</u>	<u>TD</u>	<u>Lg</u>	<u>Avg</u>
Brody Hoying	26	223	4	49	8.6
Mitch Schoenherr	8	37	1	13	4.6
Kraig Schoenherr	2	10		8	5.0
Chris Post	2	4		7	2.0
Team	2	-2		-1	-1.0

<u>Passing</u>	<u>Att</u>	<u>Cmp</u>	<u>Yds</u>	<u>TD</u>	<u>Int</u>	<u>Lng</u>
Brody Hoying	12	7	98	1	1	23
Matt Kramer	1	0	0			

<u>Receiving</u>	<u>Cat</u>	<u>Yds</u>	<u>TD</u>	<u>Lng</u>	<u>Avg</u>
Adam Klosterman	1	12		12	12.0
Matt Kramer	2	31		22	15.5
Derek Thobe	1	11		11	11.0
Mitch Schoenherr	1	2		2	2.0
Drew Otten	2	42	1	23	21.0

<u>Punting</u>	<u>No</u>	<u>Yds</u>	<u>Avg</u>	<u>Lng</u>	<u>Blk</u>
Brody Hoying	1	38	38.0	38	

<u>Kickoffs</u>	<u>No</u>	<u>Yds</u>	<u>Avg</u>	<u>Lng</u>	<u>TB</u>
Matt Kramer	7	324	46.3	60	1

<u>Punt Returns</u>	<u>No</u>	<u>Yds</u>	<u>TD</u>	<u>Lng</u>
Adam Klosterman	1	44		44
Drew Otten	1	3		3

<u>Kick Returns</u>	<u>No</u>	<u>Yds</u>	<u>TD</u>	<u>Lng</u>
Brody Hoying	1	18		18

<u>Interceptions</u>	<u>No</u>	<u>Yds</u>	<u>TD</u>	<u>Avg</u>

Eastwood

<u>Rushing</u>	<u>Att</u>	<u>Yds</u>	<u>TD</u>	<u>Lg</u>	<u>Avg</u>
Grant Geiser	8	23		9	2.9
Devin Snowden	16	50	2	7	3.1
Brent Schlumbohm	12	38		8	3.2
Ryan Mang	4	3		6	0.8
Eli Brown	6	24		7	4.0
Hunter Sutton	1	0			
Mitchell Davidson	1	-1		-1	-1.0

<u>Passing</u>	<u>Att</u>	<u>Cmp</u>	<u>Yds</u>	<u>TD</u>	<u>Int</u>	<u>Lng</u>
Jake Schmeltz	9	3	56			20

<u>Receiving</u>	<u>Cat</u>	<u>Yds</u>	<u>TD</u>	<u>Lng</u>	<u>Avg</u>
Grant Peters	1	17		17	17.0
Devin Snowden	1	19		19	19.0
Grant Geiser	1	20		20	20.0

<u>Punting</u>	<u>No</u>	<u>Yds</u>	<u>Avg</u>	<u>Lng</u>	<u>Blk</u>
Brennan Seifert	3	134	44.7	50	
Lucas McCullough	1	28	28	28	

<u>Kickoffs</u>	<u>No</u>	<u>Yds</u>	<u>Avg</u>	<u>Lng</u>	<u>TB</u>
Grant Peters	3	167	55.7	60	2

<u>Punt Returns</u>	<u>No</u>	<u>Yds</u>	<u>TD</u>	<u>Lng</u>
Michael Glaze	1	8		8

<u>Kick Returns</u>	<u>No</u>	<u>Yds</u>	<u>TD</u>	<u>Lng</u>
Grant Geiser	3	64		30
Devin Snowden	1	24		24
Jonathen Bowlus	1	0		
Ryan Mang	1	12		12

<u>Interceptions</u>	<u>No</u>	<u>Yds</u>	<u>TD</u>	<u>Avg</u>
Jake Schmeltz	1	12		12



Coldwater vs Chippewa

November 15, 2013 at Frost-Kalnow Stadium - Tiffin
Final Statistics



Score by Quarters

	1	2	3	4	Final
Coldwater (10-2)	14	21	14	0	49
Chippewa (9-3)	0	0	14	7	21

Winner of this game will play the winner of Huron (8-3) vs Loudenville (10-1) on Nov 23rd

Team Statistics

		<u>Coldwater</u>	<u>Chippewa</u>
Offensive	First Downs	18	18
	by Run	9	12
	by Pass	7	5
	by Penalty	2	1
	Rushes - Yards	32-242	52-205
	Passes Comp - Att - Yds - Int	9-14-151-0	8-20-83-2
Total Offensive Plays - Yards		46-393	72-288
Kicking Game	Punt Returns - Avg	3 - 18	0 - 0
	Kickoff Returns - Avg	4 - 11	7 - 12
	Field Goals Made - Att	0-0	0-0
	Punts - Average	2-34	3-33
Turnovers	Intercepted By	2	0
	Fumbles - Lost	2-1	1-1
	Penalties - Yards	7-60	9-70

Scoring Summary

<u>Team</u>	<u>Time</u>	<u>Qtr</u>	<u>Scoring Play</u>	<u>Conversion</u>	<u>PL-Yds</u>	<u>Score</u>
Coldwater	08:54	1	Adam Klosterman 13 yd pass from Brody Hoying	Matt Kramer kick good	8-70	7 - 0
Coldwater	04:25	1	Brody Hoying 3 yd run	Matt Kramer kick good	8-53	14 - 0
Coldwater	06:20	2	Brody Hoying 67 yd run	Matt Kramer kick good	2-87	21 - 0
Coldwater	01:25	2	Drew Otten 29 yd run	Matt Kramer kick good	3-52	28 - 0
Coldwater	00:37	2	Derek Thobe 26 yd pass from Brody Hoying	Matt Kramer kick good	1-26	35 - 0
Coldwater	11:06	3	Mitch Schoenherr 3 yd run	Matt Kramer kick good	1-3	42 - 0
Coldwater	05:31	3	Chris Post 40 yd run	Kyle McKibben kick good	4-53	49 - 0
Chippewa	02:08	3	Bo Whetsell 7 yd run	Ramsden Shy kick good	8-58	49 - 7
Chippewa	00:18	3	Nick Zollinger 5 yd run	Adam Vasilatos kick good	6-40	49 - 14
Chippewa	07:27	4	Josh Miller 1 yd run	Adam Vasilatos kick good	12-69	49 - 21

Individual Statistics

Coldwater

<u>Rushing</u>	<u>Att</u>	<u>Yds</u>	<u>TD</u>	<u>Lg</u>	<u>Avg</u>
Brody Hoying	12	100	2	67	8.3
Drew Otten	3	61	1	29	20.3
Mitch Schoenherr	3	8	1	3	2.7
Chris Post	2	41	1	40	20.5
Kraig Schoenherr	2	5		4	2.5
Greg Gilliland	1	-5		-5	-5.0
Nick Staugler	3	10		5	3.3
Jack Hemmelgarn	1	7		7	7.0
Cory Selhorst	3	21		15	7.0
Team	2	-6		-1	-3.0

<u>Passing</u>	<u>Att</u>	<u>Cmp</u>	<u>Yds</u>	<u>TD</u>	<u>Int</u>	<u>Lng</u>
Brody Hoying	11	8	143	2		34
Greg Gilliland	3	1	8			8

<u>Receiving</u>	<u>Cat</u>	<u>Yds</u>	<u>TD</u>	<u>Lng</u>	<u>Avg</u>
Drew Otten	1	5		5	5.0
Derek Thobe	3	80	1	34	26.7
Adam Klosterman	2	22	1	13	11.0
Mitch Schoenherr	1	28		28	28.0
Jason Bills	1	8		8	8.0
Kyle McKibben	1	8		8	8.0

<u>Punting</u>	<u>No</u>	<u>Yds</u>	<u>Avg</u>	<u>Lng</u>	<u>Blk</u>
Ryan Griesdorn	2	68	34.0	38	

<u>Kickoffs</u>	<u>No</u>	<u>Yds</u>	<u>Avg</u>	<u>Lng</u>	<u>TB</u>
Matt Kramer	6	255	42.5	55	
Kyle McKibben	2	112	56.0	57	

<u>Punt Returns</u>	<u>No</u>	<u>Yds</u>	<u>TD</u>	<u>Lng</u>
Drew Otten	1	8		8
Adam Klosterman	1	42		42
Kraig Schoenherr	1	5		5

<u>Kick Returns</u>	<u>No</u>	<u>Yds</u>	<u>TD</u>	<u>Lng</u>
Brody Hoying	1	14		14
Chris Post	3	30		17

<u>Interceptions</u>	<u>No</u>	<u>Yds</u>	<u>TD</u>	<u>Avg</u>
Adam Klosterman	1	0		
Brandon Kunk	1	36		36.0

Chippewa

<u>Rushing</u>	<u>Att</u>	<u>Yds</u>	<u>TD</u>	<u>Lg</u>	<u>Avg</u>
Bo Whetsell	21	97	1	15	4.6
Bailey Breitenstine	9	-2		27	-0.2
Nick Zollinger	13	71	1	27	5.5
Zack Zollinger	6	40		28	6.7
Josh Miller	1	1	1	1	1.0
Adam Vasilatos	1	1		1	1.0
Luke Brown	1	-3		-3	-3.0

<u>Passing</u>	<u>Att</u>	<u>Cmp</u>	<u>Yds</u>	<u>TD</u>	<u>Int</u>	<u>Lng</u>
Bailey Breitenstine	20	8	83		2	24

<u>Receiving</u>	<u>Cat</u>	<u>Yds</u>	<u>TD</u>	<u>Lng</u>	<u>Avg</u>
Austin Durbin	3	38		18	12.7
Stoney Epling	1	24		24	24.0
Nick Zollinger	2	11		11	5.5
Zack Zollinger	1	4		4	4.0
Jerry Bennett	1	6		6	6.0

<u>Punting</u>	<u>No</u>	<u>Yds</u>	<u>Avg</u>	<u>Lng</u>	<u>Blk</u>
Stoney Epling	2	69	34.5	40	
Luke Brown	1	30	30	30	

<u>Kickoffs</u>	<u>No</u>	<u>Yds</u>	<u>Avg</u>	<u>Lng</u>	<u>TB</u>
Adam Vasilatos	4	171	42.8	48	

<u>Punt Returns</u>	<u>No</u>	<u>Yds</u>	<u>TD</u>	<u>Lng</u>
---------------------	-----------	------------	-----------	------------

<u>Kick Returns</u>	<u>No</u>	<u>Yds</u>	<u>TD</u>	<u>Lng</u>
Nick Zollinger	3	33		16
Austin Durbin	3	54		39
Matt Blair	1	0		

<u>Interceptions</u>	<u>No</u>	<u>Yds</u>	<u>TD</u>	<u>Avg</u>
----------------------	-----------	------------	-----------	------------



Coldwater vs Huron
November 22, 2013 at Donnell Stadium - Findlay
Final Statistics



Score by Quarters

	1	2	3	4	Final
Coldwater (11-2)	19	21	7	13	60
Huron (9-4)	0	0	7	6	13

Next Week - Week14 at TBD

Team Statistics

		<u>Coldwater</u>	<u>Huron</u>
Offensive	First Downs	23	14
	by Run	14	10
	by Pass	9	3
	by Penalty	0	1
	Rushes - Yards	42-309	35-127
	Passes Comp - Att - Yds - Int	10-19-184-1	11-23-87-1
	Total Offensive Plays - Yards	61-493	58-214
Kicking Game	Punt Returns - Avg	3 - 5	2 - 5
	Kickoff Returns - Avg	2 - 12	9 - 19
	Field Goals Made - Att	0-0	-
	Punts - Average	2-30	6-31
Turnovers	Intercepted By	1	1
	Fumbles - Lost	0-0	3-2
	Penalties - Yards	6-50	3-15

Scoring Summary

<u>Team</u>	<u>Time</u>	<u>Qtr</u>	<u>Scoring Play</u>	<u>Conversion</u>	<u>PL-Yds</u>	<u>Score</u>
Coldwater	08:27	1	Brody Hoying 15 yd run	Matt Kramer kick failed	4-47	6 - 0
Coldwater	04:08	1	Drew Otten 27 yd pass from Brody Hoying	Matt Kramer kick good	6-45	13 - 0
Coldwater	00:32	1	Brody Hoying 12 yd run	Matt Kramer kick failed	2-65	19 - 0
Coldwater	08:55	2	Mitch Schoenherr 11 yd pass from Brody Hoying	Matt Kramer kick good	9-53	26 - 0
Coldwater	05:25	2	Adam Klosterman 16 yd pass from Brody Hoying	Matt Kramer kick good	6-82	33 - 0
Coldwater	00:49	2	Brody Hoying 4 yd run	Matt Kramer kick good	7-44	40 - 0
Coldwater	08:54	3	Drew Otten 7 yd run	Matt Kramer kick good	8-78	47 - 0
Huron	06:03	3	Andrew Dowell 5 yd pass from Cody Thompson	Nathan Zeck kick good	9-60	47 - 7
Huron	10:38	4	Cody Thompson 9 yd run	Nathan Zeck kick failed	4-55	47 - 13
Coldwater	04:03	4	Nick Staugler 3 yd run	Kyle McKibben kick good	9-30	54 - 13
Coldwater	01:51	4	Kraig Schoenherr 48 yd fumble return	Kyle McKibben kick failed	1-48	60 - 13

Individual Statistics

Coldwater

<u>Rushing</u>	<u>Att</u>	<u>Yds</u>	<u>TD</u>	<u>Lg</u>	<u>Avg</u>
Brody Hoying	15	143	3	25	9.5
Mitch Schoenherr	7	55		34	7.9
Drew Otten	3	60	1	53	20.0
Chris Post	4	17		7	4.3
Greg Gilliland	2	5		6	2.5
Nick Staugler	7	13	1	5	1.9
Kraig Schoenherr	2	13		10	6.5
Aaron Harlamert	1	2		2	2.0
Jack Hemmelgarn	1	1		1	1.0

<u>Passing</u>	<u>Att</u>	<u>Cmp</u>	<u>Yds</u>	<u>TD</u>	<u>Int</u>	<u>Lng</u>
Brody Hoying	15	9	161	3	1	33
Greg Gilliland	2	1	23			23
Jack Hemmelgarn	2	0	0			

<u>Receiving</u>	<u>Cat</u>	<u>Yds</u>	<u>TD</u>	<u>Lng</u>	<u>Avg</u>
Mitch Schoenherr	4	71	1	33	17.8
Drew Otten	1	27	1	27	27.0
Adam Klosterman	4	68	1	23	17.0
Matt Kramer	1	18		18	18.0

<u>Punting</u>	<u>No</u>	<u>Yds</u>	<u>Avg</u>	<u>Lng</u>	<u>Blk</u>
Kyle McKibben	2	60	30.0	32	

<u>Kickoffs</u>	<u>No</u>	<u>Yds</u>	<u>Avg</u>	<u>Lng</u>	<u>TB</u>
Matt Kramer	8	338	42.3	55	
Kyle McKibben	2	109	54.5	60	1

<u>Punt Returns</u>	<u>No</u>	<u>Yds</u>	<u>TD</u>	<u>Lng</u>
Adam Klosterman	3	14		14

<u>Kick Returns</u>	<u>No</u>	<u>Yds</u>	<u>TD</u>	<u>Lng</u>
Chris Post	2	23		13
Kraig Schoenherr				

<u>Interceptions</u>	<u>No</u>	<u>Yds</u>	<u>TD</u>	<u>Avg</u>
Matt Kramer	1	10		10.0

<u>Fumble Returns</u>	<u>No</u>	<u>Yds</u>	<u>TD</u>	<u>Avg</u>
Brandon Homan	1	35		35.0
Kraig Schoenherr	1	48	1	48.0

Huron

<u>Rushing</u>	<u>Att</u>	<u>Yds</u>	<u>TD</u>	<u>Lg</u>	<u>Avg</u>
Cody Thompson	21	70	1	24	3.3
Tommy Bogden	2	-1		1	-0.5
Matt Dewey	1	-2		-2	-2.0
Andrew Dowell	1	2		2	2.0
Grant Ferrell	5	27		12	5.4
Danzell Harris	4	36		20	9.0
Adam Storer	1	-5		-5	-5.0

<u>Passing</u>	<u>Att</u>	<u>Cmp</u>	<u>Yds</u>	<u>TD</u>	<u>Int</u>	<u>Lng</u>
Cody Thompson	23	11	87	1	1	25

<u>Receiving</u>	<u>Cat</u>	<u>Yds</u>	<u>TD</u>	<u>Lng</u>	<u>Avg</u>
Spencer Maddox	2	26		25	13.0
Matt Dewey	4	31		11	7.8
Andrew Dowell	4	22	1	8	5.5
Nathan Reienbolt	1	8		8	8.0

<u>Punting</u>	<u>No</u>	<u>Yds</u>	<u>Avg</u>	<u>Lng</u>	<u>Blk</u>
Cody Thompson	6	185	30.8	43	

<u>Kickoffs</u>	<u>No</u>	<u>Yds</u>	<u>Avg</u>	<u>Lng</u>	<u>TB</u>
Number 30	3	122	40.7	51	

<u>Punt Returns</u>	<u>No</u>	<u>Yds</u>	<u>TD</u>	<u>Lng</u>
Cody Thompson	1	3		3
Matt Dewey	1	7		7

<u>Kick Returns</u>	<u>No</u>	<u>Yds</u>	<u>TD</u>	<u>Lng</u>
Grant Ferrell	2	22		18
Tyler Graham	2	35		21
Adam Storer	1	17		17
Spencer Maddox	3	63		24

<u>Interceptions</u>	<u>No</u>	<u>Yds</u>	<u>TD</u>	<u>Avg</u>
Nick Nix	1	0		



Coldwater vs West Jefferson
November 29, 2013 at Alexander Stadium - Piqua
Final Statistics - Division 5 State Semifinal



Score by Quarters

	1	2	3	4	Final
Coldwater (12-2)	0	14	14	7	35
West Jefferson (12-2)	7	0	3	0	10

Coldwater will play Bishop Hartley at 11am at Paul Brown Tiger Stadium - Massillon for the Division 5 State Championship

Team Statistics

	<u>Coldwater</u>	<u>West Jefferson</u>
Offensive		
First Downs	15	18
by Run	9	10
by Pass	5	7
by Penalty	1	1
Rushes - Yards	30-277	38-83
Passes Comp - Att - Yds - Int	8-14-90-2	17-31-220-1
Total Offensive Plays - Yards	44-367	69-303
Kicking Game		
Punt Returns - Avg	1 - 0	0 - 0
Kickoff Returns - Avg	3 - 17	5 - 15
Field Goals Made - Att	0-0	-
Punts - Average	1-45	2-33
Turnovers		
Intercepted By	1	2
Fumbles - Lost	0-0	2-2
Penalties - Yards	4-25	5-45

Scoring Summary

<u>Team</u>	<u>Time</u>	<u>Qtr</u>	<u>Scoring Play</u>	<u>Conversion</u>	<u>PL-Yds</u>	<u>Score</u>
West Jefferson	04:31	1	Logan Stepp 8 yd run	Steven Lollo kick good	13-80	0 - 7
Coldwater	05:22	2	Derek Thobe 12 yd pass from Brody Hoying	Matt Kramer kick good	10-92	7 - 7
Coldwater	00:42	2	Brody Hoying 84 yd run	Matt Kramer kick good	2-97	14 - 7
Coldwater	08:08	3	Brody Hoying 6 yd run	Matt Kramer kick good	6-21	21 - 7
West Jefferson	03:23	3	Steven Lollo 29 yd field goal		12-83	21 - 10
Coldwater	03:05	3	Brody Hoying 77 yd run	Matt Kramer kick good	1-77	28 - 10
Coldwater	05:42	4	Mitch Schoenherr 20 yd run	Matt Kramer kick good	1-20	35 - 10

Individual Statistics

Coldwater

<u>Rushing</u>	<u>Att</u>	<u>Yds</u>	<u>TD</u>	<u>Lg</u>	<u>Avg</u>
Brody Hoying	20	236	3	84	11.8
Mitch Schoenherr	3	32	1	20	10.7
Drew Otten	2	1		1	0.5
Nick Staugler	2	9		6	4.5
Jack Hemmelgarn	1	1		1	1.0
Kraig Schoenherr	1	1		1	1.0
Team	1	-3		-3	-3.0

<u>Passing</u>	<u>Att</u>	<u>Cmp</u>	<u>Yds</u>	<u>TD</u>	<u>Int</u>	<u>Lng</u>
Brody Hoying	14	8	90	1	2	16

<u>Receiving</u>	<u>Cat</u>	<u>Yds</u>	<u>TD</u>	<u>Lng</u>	<u>Avg</u>
Mitch Schoenherr	2	28		16	14.0
Drew Otten	3	29		14	9.7
Adam Klosterman	2	21		11	10.5
Derek Thobe	1	12	1	12	12.0

<u>Punting</u>	<u>No</u>	<u>Yds</u>	<u>Avg</u>	<u>Lng</u>	<u>Blk</u>
Brody Hoying	1	45	45.0	45	

<u>Kickoffs</u>	<u>No</u>	<u>Yds</u>	<u>Avg</u>	<u>Lng</u>	<u>TB</u>
Matt Kramer	2	74	37.0	49	
Kyle McKibben	4	213	53.3	59	

<u>Punt Returns</u>	<u>No</u>	<u>Yds</u>	<u>TD</u>	<u>Lng</u>
Drew Otten	1	0		

<u>Kick Returns</u>	<u>No</u>	<u>Yds</u>	<u>TD</u>	<u>Lng</u>
Chris Post	3	51		22

<u>Interceptions</u>	<u>No</u>	<u>Yds</u>	<u>TD</u>	<u>Avg</u>
Derek Thobe	1	22		22.0

West Jefferson

<u>Rushing</u>	<u>Att</u>	<u>Yds</u>	<u>TD</u>	<u>Lg</u>	<u>Avg</u>
Logan Stepp	19	27	1	17	1.4
Earl Braithwaite	13	45		8	3.5
Hayden Fulton	3	3		2	1.0
Mitch Denes	1	2		2	2.0
Trey Morris	2	6		7	3.0

<u>Passing</u>	<u>Att</u>	<u>Cmp</u>	<u>Yds</u>	<u>TD</u>	<u>Int</u>	<u>Lng</u>
Logan Stepp	31	17	220		1	48

<u>Receiving</u>	<u>Cat</u>	<u>Yds</u>	<u>TD</u>	<u>Lng</u>	<u>Avg</u>
Nick Mendenhall	8	71		15	8.9
Ross Brenneman	2	93		48	46.5
Gavin Gatley	5	43		13	8.6
Hayden Fulton	2	13		8	6.5

<u>Punting</u>	<u>No</u>	<u>Yds</u>	<u>Avg</u>	<u>Lng</u>	<u>Blk</u>
Nick Mendenhall	2	66	33	38	

<u>Kickoffs</u>	<u>No</u>	<u>Yds</u>	<u>Avg</u>	<u>Lng</u>	<u>TB</u>
Steven Lollo	3	140	46.7	50	

<u>Punt Returns</u>	<u>No</u>	<u>Yds</u>	<u>TD</u>	<u>Lng</u>

<u>Kick Returns</u>	<u>No</u>	<u>Yds</u>	<u>TD</u>	<u>Lng</u>
Gavin Gatley	2	34		18
Hayden Fulton	3	41		19

<u>Interceptions</u>	<u>No</u>	<u>Yds</u>	<u>TD</u>	<u>Avg</u>
Hayden Fulton	1	0		
Ross Brenneman	1	0		



Coldwater vs Bishop Hartley
December 06, 2013 at Paul Brown Tiger Stadium - Massillon
Division 5 State Championship - Final Statistics



Score by Quarters

	1	2	3	4	Final
Coldwater (13-2)	0	10	0	14	24
Bishop Hartley (13-2)	0	0	7	0	7

Team Statistics

		<u>Coldwater</u>	<u>Bishop Hartley</u>
Offensive	First Downs	16	16
	by Run	12	12
	by Pass	4	4
	by Penalty	0	0
	Rushes - Yards	33-191	56-205
Passes Comp - Att - Yds - Int	7-13-84-1	5-12-73-1	
Total Offensive Plays - Yards	46-275	68-278	
Kicking Game	Punt Returns - Avg	0 - 0	3 - 4
	Kickoff Returns - Avg	2 - 16	5 - 14
	Field Goals Made - Att	0-0	-
	Punts - Average	2-36	0-0
Turnovers	Intercepted By	1	1
	Fumbles - Lost	1-1	1-1
	Penalties - Yards	3-15	1-5

Scoring Summary

<u>Team</u>	<u>Time</u>	<u>Qtr</u>	<u>Scoring Play</u>	<u>Conversion</u>	<u>PL-Yds</u>	<u>Score</u>
Coldwater	07:45	2	Matt Kramer 30 yd field goal		16-64	3 - 0
Coldwater	01:00	2	Brody Hoying 9 yd run	Matt Kramer kick good	7-77	10 - 0
Bishop Hartley	10:44	3	Jared Brandewie 7 yd run	Collin Barringer kick good	4-45	10 - 7
Coldwater	05:26	4	Brody Hoying 3 yd run	Matt Kramer kick good	10-36	17 - 7
Coldwater	02:46	4	Brody Hoying 32 yd run	Matt Kramer kick good	2-37	24 - 7

Individual Statistics

Coldwater

<u>Rushing</u>	<u>Att</u>	<u>Yds</u>	<u>TD</u>	<u>Lg</u>	<u>Avg</u>
Brody Hoying	24	147	3	32	6.1
Mitch Schoenherr	9	44		10	4.9

<u>Passing</u>	<u>Att</u>	<u>Cmp</u>	<u>Yds</u>	<u>TD</u>	<u>Int</u>	<u>Lng</u>
Brody Hoying	12	7	84			23
Matt Kramer	1	0	0		1	

<u>Receiving</u>	<u>Cat</u>	<u>Yds</u>	<u>TD</u>	<u>Lng</u>	<u>Avg</u>
Mitch Schoenherr	4	54		23	13.5
Adam Klosterman	1	13		13	13.0
Drew Otten	2	17		13	8.5

<u>Punting</u>	<u>No</u>	<u>Yds</u>	<u>Avg</u>	<u>Lng</u>	<u>Blk</u>
Brody Hoying	2	71	35.5	36	

<u>Kickoffs</u>	<u>No</u>	<u>Yds</u>	<u>Avg</u>	<u>Lng</u>	<u>TB</u>
Kyle McKibben	5	220	44.0	50	

<u>Punt Returns</u>	<u>No</u>	<u>Yds</u>	<u>TD</u>	<u>Lng</u>

<u>Kick Returns</u>	<u>No</u>	<u>Yds</u>	<u>TD</u>	<u>Lng</u>
Chris Post	2	32		17

<u>Interceptions</u>	<u>No</u>	<u>Yds</u>	<u>TD</u>	<u>Avg</u>
Brody Hoying	1	33		33.0

Bishop Hartley

<u>Rushing</u>	<u>Att</u>	<u>Yds</u>	<u>TD</u>	<u>Lg</u>	<u>Avg</u>
Sam MacKowiak	22	76	1	11	3.5
Alonzo Saxton	7	64		24	9.1
Shawn Smith-davis	1	2		2	2.0
Quri Hickman	7	22		6	3.1
Jacob Mercier	5	25		14	5.0
Jared Brandewie	14	16		9	1.1

<u>Passing</u>	<u>Att</u>	<u>Cmp</u>	<u>Yds</u>	<u>TD</u>	<u>Int</u>	<u>Lng</u>
Jared Brandewie	11	4	43		1	15
Alonzo Saxton	1	1	30			30

<u>Receiving</u>	<u>Cat</u>	<u>Yds</u>	<u>TD</u>	<u>Lng</u>	<u>Avg</u>
Jacob Mercier	2	40		30	20.0
Alonzo Saxton	1	15		15	15.0
Sam MacKowiak	2	18		13	9.0

<u>Punting</u>	<u>No</u>	<u>Yds</u>	<u>Avg</u>	<u>Lng</u>	<u>Blk</u>

<u>Kickoffs</u>	<u>No</u>	<u>Yds</u>	<u>Avg</u>	<u>Lng</u>	<u>TB</u>
Collin Barringer	2	76	38	39	

<u>Punt Returns</u>	<u>No</u>	<u>Yds</u>	<u>TD</u>	<u>Lng</u>
Jacob Mercier	3	12		12

<u>Kick Returns</u>	<u>No</u>	<u>Yds</u>	<u>TD</u>	<u>Lng</u>
Rian Anderson	4	58		22
Shawn Smith-davis	1	13		13

<u>Interceptions</u>	<u>No</u>	<u>Yds</u>	<u>TD</u>	<u>Avg</u>
Jacob Mercier	1	0		

OHSAA Football State Finals

• **Coldwater vs Bishop Hartley (Dec 7, 2013)**

Scoring Summary (Final)

Coldwater (13-2) vs. Bishop Hartley (13-2)

Date: Dec 7, 2013 • Site: Massillon, OH • Stadium: Paul Brown Tiger • Attendance:

Score by Quarters	1	2	3	4	Score
Coldwater	0	10	0	14	24
Bishop Hartley	0	0	7	0	7

SCORING SUMMARY				CWATER -HARTLEY
2nd	07:45	CWATER	Matt Kramer 30 yd field goal <i>16 plays, 64 yards, TOP 6:00</i>	3 - 0
	01:00	CWATER	Broody Hoying 9 yd run (Matt Kramer kick) <i>7 plays, 76 yards, TOP 3:10</i>	10 - 0
3rd	10:44	HARTLEY	Jared Brandewie 7 yd run (C. Barringer kick) <i>4 plays, 45 yards, TOP 1:03</i>	10 - 7
4th	05:26	CWATER	Broody Hoying 3 yd run (Matt Kramer kick) <i>10 plays, 64 yards, TOP 5:13</i>	17 - 7
	02:46	CWATER	Broody Hoying 32 yd run (Matt Kramer kick) <i>2 plays, 37 yards, TOP 0:50</i>	24 - 7

Kickoff time: 11:00 AM • End of Game: 1:20 PM • Total elapsed time: 2:20
Referee: Danny Kleckner • Umpire: Kevin Jackson • Linesman: Joe Bettura • Line judge: Steve Martin • Back judge: Andy Stage • Scorer: Jim Barkan Jr •
Temperature: 23F • Wind: 10-15MPH • Weather: Clear

Team Statistics (Final)

Team Totals	CWATER	HARTLEY
FIRST DOWNS	15	17
Rushing	11	13
Passing	4	4
Penalty	0	0
NET YARDS RUSHING	190	206
Rushing Attempts	33	56
Average Per Rush	5.8	3.7
Rushing Touchdowns	3	1
Yards Gained Rushing	205	237
Yards Lost Rushing	15	31
NET YARDS PASSING	83	72
Completions-Attempts-Int	7-13-1	5-12-1
Average Per Attempt	6.4	6.0
Average Per Completion	11.9	14.4
Passing Touchdowns	0	0
TOTAL OFFENSE YARDS	273	278
Total offense plays	46	68
Average Gain Per Play	5.9	4.1
Fumbles: Number-Lost	1-1	1-1
Penalties: Number-Yards	3-15	1-5
PUNTS-YARDS	2-71	0-0
Average Yards Per Punt	35.5	0.0
Net Yards Per Punt	29.5	0.0
Inside 20	1	0
50+ Yards	0	0
KICKOFFS-YARDS	5-219	2-75
Average Yards Per Kickoff	43.8	37.5
Net Yards Per Kickoff	30.0	22.0
Touchbacks	0	0
Punt returns: Number-Yards-TD	0-0-0	2-12-0
Average Per Return	0.0	6.0
Kickoff returns: Number-Yds-TD	2-31-0	5-69-0
Average Per Return	15.5	13.8
Interceptions: Number-Yds-TD	1-33-0	1-0-0
Fumble Returns: Number-Yds-TD	0-0-0	0-0-0
Miscellaneous Yards	0	0
Possession Time	20:04	27:56
1st Quarter	2:18	9:42
2nd Quarter	7:25	4:35
3rd Quarter	4:18	7:42
4th Quarter	6:03	5:57
Third-Down Conversions	3 of 7	6 of 14
Fourth-Down Conversions	1 of 1	3 of 7
Red-Zone Scores-Chances	3-4	1-3
Sacks By: Number-Yards	3-25	1-13
PAT Kicks	3-3	1-1
Field Goals	1-1	0-0

Individual Statistics (Final)

Coldwater

RUSHING	No.	Gain	Loss	Net	TD	Lg	Avg.
Broody Hoying	24	160	15	145	3	32	6.0
M. Schoenherr	9	45	0	45	0	10	5.0
Totals...	33	205	15	190	3	32	5.8

PASSING	Cmp-Att-Int	Yds	TD	Long	Sack
Broody Hoying	7-12-0	83	0	23	1
Matt Kramer	0-1-1	0	0	0	0
Totals...	7-13-1	83	0	23	1

RECEIVING	No.	Yds	TD	Lg
M. Schoenherr	4	53	0	23
Drew Otten	2	17	0	13
Adam Klosterman	1	13	0	13
Totals...	7	83	0	23

PUNTING	No.	Yds	Avg	Long	In20	TB
Broody Hoying	2	71	35.5	36	1	0
Totals...	2	71	35.5	36	1	0

ALL RETURNS	Punts			Kickoffs			Intercept		
	No	Yds	Lg	No	Yds	Lg	No	Yds	Lg
Chris Post	0	0	0	2	31	16	0	0	0
Broody Hoying	0	0	0	0	0	0	1	33	33
Totals...	0	0	0	2	31	16	1	33	33

ALL PURPOSE	Rush	Rcv	KR	PR	IR	Total
Broody Hoying	145	0	0	0	33	178
M. Schoenherr	45	53	0	0	0	98
Chris Post	0	0	31	0	0	31
Drew Otten	0	17	0	0	0	17
Adam Klosterman	0	13	0	0	0	13
Totals...	190	83	31	0	33	337

FIELD GOAL ATTEMPTS

Matt Kramer 2nd 07:45 30 yards Good

KICKOFFS	No.	Yds	TB	OB	Avg.
Kyle McKibben	5	219	0	0	43.8

Bishop Hartley

RUSHING	No.	Gain	Loss	Net	TD	Lg	Avg.
Alonzo Saxton	8	75	0	75	0	24	9.4
Sam Mackowiak	20	60	2	58	0	8	2.9
Jacob Mercier	5	27	1	26	0	14	5.2
Jared Brandewie	15	51	28	23	1	9	1.5
Quri Hickman	7	22	0	22	0	6	3.1
S. Smith Davis	1	2	0	2	0	2	2.0
Totals...	56	237	31	206	1	24	3.7

PASSING	Cmp-Att-Int	Yds	TD	Long	Sack
Jared Brandewie	4-11-1	42	0	15	3
Alonzo Saxton	1-1-0	30	0	30	0
Totals...	5-12-1	72	0	30	3

RECEIVING	No.	Yds	TD	Lg
Jacob Mercier	2	40	0	30
Sam Mackowiak	2	17	0	13
Alonzo Saxton	1	15	0	15
Totals...	5	72	0	30

PUNTING	No.	Yds	Avg	Long	In20	TB
Totals...	0	0	0.0	0	0	0

ALL RETURNS	Punts			Kickoffs			Intercept		
	No	Yds	Lg	No	Yds	Lg	No	Yds	Lg
Jacob Mercier	2	12	12	1	11	11	1	0	0
Rian Anderson	0	0	0	3	46	21	0	0	0
S. Smith Davis	0	0	0	1	12	12	0	0	0
Totals...	2	12	12	5	69	21	1	0	0

ALL PURPOSE	Rush	Rcv	KR	PR	IR	Total
Alonzo Saxton	75	15	0	0	0	90
Jacob Mercier	26	40	11	12	0	89
Sam Mackowiak	58	17	0	0	0	75
Rian Anderson	0	0	46	0	0	46
Jared Brandewie	23	0	0	0	0	23
Quri Hickman	22	0	0	0	0	22
S. Smith Davis	2	0	12	0	0	14
Totals...	206	72	69	12	0	359

FIELD GOAL ATTEMPTS

KICKOFFS	No.	Yds	TB	OB	Avg.
C. Barringer	2	75	0	0	37.5

FUMBLES: Coldwater-M. Schoenherr 1-1. Bishop Hartley-Jared Brandewie 1-1.

Drive Chart

Coldwater vs Bishop Hartley (Dec 7, 2013 at Massillon, OH)

Team	Drive Started				Drive Ended			Consumed		
	Qtr	Spot	Time	Obtained	Spot	Time	How Lost	Pl-Yds	TOP	RZ
CWATER	1st	C14	05:45	Downs	C13	05:12	Punt	3--1	0:33	
CWATER	1st	C23	01:45	Downs	H13	07:45	* FIELD GOAL	16-64	6:00	#
CWATER	2nd	C24	04:10	Downs	H00	01:00	* TOUCHDOWN	7-76	3:10	#
CWATER	3rd	C38	11:55	Kickoff	C45	11:47	Fumble	1-7	0:08	
CWATER	3rd	C38	10:37	Kickoff	C49	06:45	Punt	7-11	3:52	
CWATER	3rd	H19	06:03	Fumble	H19	05:57	Interception	1-0	0:06	#
CWATER	4th	C36	10:39	Interception	H00	05:26	* TOUCHDOWN	10-64	5:13	#
CWATER	4th	H37	03:36	Downs	H00	02:46	* TOUCHDOWN	2-37	0:50	
HARTLEY	1st	H32	12:00	Kickoff	C14	05:45	Downs	15-54	6:15	#
HARTLEY	1st	C37	05:12	Punt	C23	01:45	Downs	8-14	3:27	
HARTLEY	2nd	H28	07:36	Kickoff	C24	04:10	Downs	9-48	3:26	
HARTLEY	2nd	H23	00:54	Kickoff	H42	00:00	End of half	4-19	0:54	
HARTLEY	3rd	C45	11:47	Fumble	C00	10:44	* TOUCHDOWN	4-45	1:03	#
HARTLEY	3rd	H16	06:45	Punt	H19	06:03	Fumble	2-3	0:42	
HARTLEY	3rd	H03	05:57	Interception	C27	10:39	Interception	16-70	7:18	#
HARTLEY	4th	H44	05:20	Kickoff	H37	03:36	Downs	4--7	1:44	
HARTLEY	4th	H23	02:40	Kickoff	H50	00:00	End of half	6-27	2:40	

	1st	2nd	3rd	4th	1st	2nd	
Coldwater	Qtr	Qtr	Qtr	Qtr	Half	Half	Total
Time of possession	02:18	07:25	04:18	06:03	09:43	10:21	20:04
3rd Down Conversions	0/1	1/3	1/2	1/1	1/4	2/3	3/7
Average field position	C18	C24	H48	C49	C20	H49	C39
4th Down Conversions	0/0	1/1	0/0	0/0	1/1	0/0	1/1

	1st	2nd	3rd	4th	1st	2nd	
Bishop Hartley	Qtr	Qtr	Qtr	Qtr	Half	Half	Total
Time of possession	09:42	04:35	07:42	05:57	14:17	13:39	27:56
3rd Down Conversions	2/6	0/1	3/4	1/3	2/7	4/7	6/14
Average field position	H47	H25	H24	H33	H36	H28	H31
4th Down Conversions	2/4	0/1	0/0	1/2	2/5	1/2	3/7

Participation Report

Coldwater vs Bishop Hartley (Dec 7, 2013 at Massillon, OH)

Coldwater			Bishop Hartley		
Pos	##	Offense	Pos	##	Offense
C	64	A. Klosterman	QB	10	Jared Brandewie
G	66	Blake Spangler	HB	24	Sam Mackowiak
G	77	Caleb Madaj	FB	4	Quri Hickman
T	58	Jared Post	WB	23	S. Smith Davis
T	62	Nick Clune	SE	31	Jacob Mercier
WR	12	Jason Bills	TE	49	Kalil Morris
WR	16	Matt Kramer	LT	53	Nick Boeriu
WR	22	Drew Otten	LG	50	A. Kirkbride
WR	2	Adam Klosterman	C	70	Max Steele
RB	37	M. Schoenherr	RG	54	Ryan Reed
QB	15	Broody Hoying	RT	75	Ernesto Pantoja

Coldwater			Bishop Hartley		
Pos	##	Defense	Pos	##	Defense
E	62	Nick Clune	DL	12	T. Washington
E	75	A Schwieterman	DL	53	Nick Boeriu
DT	50	M. Fullenkamp	DL	49	Kalil Morris
DT	64	A. Klosterman	LB	4	Quri Hickman
OLB	16	Matt Kramer	LB	51	P. Heinmiller
OLB	22	Drew Otten	LB	24	Sam Mackowiak
ISLB	37	M. Schoenherr	B	23	S. Smith Davis
ISLB	54	Jake Schmidt	LB	14	Jalen Austin
C	6	Derek Thobe	FS	21	Alonzo Saxton
C	2	Adam Klosterman	C	2	Rian Anderson
S	15	Broody Hoying	C	31	Jacob Mercier

Coldwater: 1-Aaron Harlamert, 5-Greg Gilliland, 8-Kyle McKibben, 18-Chris Post, 21-Brandon Kunk, 28-Andrew Cillum, 33-Brad Eckstein, 41-C.J. Seibert, 44-Nick Staugler, 78-Mitch Clune.

Bishop Hartley: 15-C. Barringer.

Box Score

Box Score (Final)

Coldwater vs Bishop Hartley (Dec 7, 2013 at Massillon, OH)

Score by Quarters	1	2	3	4	Score
-------------------	---	---	---	---	-------

Coldwater.....	0	10	0	14	- 24	Record: (13-2)
Bishop Hartley.....	0	0	7	0	- 7	Record: (13-2)

Scoring Summary:

2nd 07:45 CWATER - Matt Kramer 30 yd field goal, 16-64 6:00, CWATER 3 - HARTLEY 0
01:00 CWATER - Broody Hoying 9 yd run (Matt Kramer kick), 7-76 3:10, CWATER 10 -
HARTLEY 0
3rd 10:44 HARTLEY - Jared Brandewie 7 yd run (C. Barringer kick), 4-45 1:03, CWATER 10 -
HARTLEY 7
4th 05:26 CWATER - Broody Hoying 3 yd run (Matt Kramer kick), 10-64 5:13, CWATER 17 -
HARTLEY 7
02:46 CWATER - Broody Hoying 32 yd run (Matt Kramer kick), 2-37 0:50, CWATER 24 -
HARTLEY 7

	CWATER	HARTLEY
FIRST DOWNS	15	17
RUSHES-YARDS (NET)	33-190	56-206
PASSING YDS (NET)	83	72
Passes Att-Comp-Int.....	13-7-1	12-5-1
TOTAL OFFENSE PLAYS-YARDS	46-273	68-278
Fumble Returns-Yards.....	0-0	0-0
Punt Returns-Yards.....	0-0	2-12
Kickoff Returns-Yards.....	2-31	5-69
Interception Returns-Yards....	1-33	1-0
Punts (Number-Avg).....	2-35.5	0-0.0
Fumbles-Lost.....	1-1	1-1
Penalties-Yards.....	3-15	1-5
Possession Time.....	20:04	27:56
Third-Down Conversions.....	3 of 7	6 of 14
Fourth-Down Conversions.....	1 of 1	3 of 7
Red-Zone Scores-Chances.....	3-4	1-3
Sacks By: Number-Yards.....	3-25	1-13

RUSHING: Coldwater-Broody Hoying 24-145; M. Schoenherr 9-45. Bishop
Hartley-Alonzo Saxton 8-75; Sam Mackowiak 20-58; Jacob Mercier 5-26; Jared
Brandewie 15-23; Quri Hickman 7-22; S. Smith Davis 1-2.

PASSING: Coldwater-Broody Hoying 7-12-0-83; Matt Kramer 0-1-1-0. Bishop
Hartley-Jared Brandewie 4-11-1-42; Alonzo Saxton 1-1-0-30.

RECEIVING: Coldwater-M. Schoenherr 4-53; Drew Otten 2-17; Adam Klosterman
1-13. Bishop Hartley-Jacob Mercier 2-40; Sam Mackowiak 2-17; Alonzo Saxton 1-15.

INTERCEPTIONS: Coldwater-Broody Hoying 1-33. Bishop Hartley-Jacob Mercier
1-0.

FUMBLES: Coldwater-M. Schoenherr 1-1. Bishop Hartley-Jared Brandewie 1-1.

Stadium: Paul Brown Tiger Attendance: 0
Kickoff time: 11:00 AM End of Game: 1:20 PM Total elapsed time: 2:20
Officials: Referee: Danny Kleckner; Umpire: Kevin Jackson; Linesman: Joe Bettura;
Line judge: Steve Martin; Back judge: Andy Stage; Scorer: Jim Barkan Jr;
Temperature: 23F Wind: 10-15MPH Weather: Clear

Coldwater vs Bishop Hartley (Dec 7, 2013 at Massillon, OH)

SACKS (UA-A): Coldwater-M. Fullenkamp 1-1; Nick Clune 0-1; A. Klosterman 1-0. Bishop Hartley-T. Washington 1-0.

TACKLES (UA-A): Coldwater-M. Schoenherr 13-6; M. Fullenkamp 7-4; Jake Schmidt 4-1; A Schwieterman 3-3; C.J. Seibert 3-2; Derek Thobe 3-1; Nick Clune 1-5; A. Klosterman 2-2; Drew Otten 2-2; Matt Kramer 2-2; Jason Bills 2-0; Nick Staugler 1-2; Broody Hoying 1-1; Brandon Kunk 1-1; Andrew Cillum 1-0; Brad Eckstein 0-2; Adam Klosterman 0-1; Mitch Clune 0-1. Bishop Hartley-Alonzo Saxton 8-2; Jalen Austin 5-0; Quri Hickman 4-1; P. Heinmiller 3-2; Nick Boeriu 3-1; S. Smith Davis 3-1; Jacob Mercier 2-0; Sam Mackowiak 2-0; Rian Anderson 2-0; Kalil Morris 0-4; T. Washington 1-1; Jared Brandewie 1-0.

Game Starters:

Coldwater			Bishop Hartley		
POS	##	OFFENSE	POS	##	OFFENSE
C	64	A. Klosterman	QB	10	Jared Brandewie
G	66	Blake Spangler	HB	24	Sam Mackowiak
G	77	Caleb Madaj	FB	4	Quri Hickman
T	58	Jared Post	WB	23	S. Smith Davis
T	62	Nick Clune	SE	31	Jacob Mercier
WR	12	Jason Bills	TE	49	Kalil Morris
WR	16	Matt Kramer	LT	53	Nick Boeriu
WR	22	Drew Otten	LG	50	A. Kirkbride
WR	2	Adam Klosterman	C	70	Max Steele
RB	37	M. Schoenherr	RG	54	Ryan Reed
QB	15	Broody Hoying	RT	75	Ernesto Pantoja
POS	##	DEFENSE	POS	##	DEFENSE
E	62	Nick Clune	DL	12	T. Washington
E	75	A Schwieterman	DL	53	Nick Boeriu
DT	50	M. Fullenkamp	DL	49	Kalil Morris
DT	64	A. Klosterman	LB	4	Quri Hickman
OLB	16	Matt Kramer	LB	51	P. Heinmiller
OLB	22	Drew Otten	LB	24	Sam Mackowiak
ISLB	37	M. Schoenherr	B	23	S. Smith Davis
ISLB	54	Jake Schmidt	LB	14	Jalen Austin
C	6	Derek Thobe	FS	21	Alonzo Saxton
C	2	Adam Klosterman	C	2	Rian Anderson
S	15	Broody Hoying	C	31	Jacob Mercier

Player participation:

Coldwater: 1-Aaron Harlamert, 5-Greg Gilliland, 8-Kyle McKibben, 18-Chris Post, 21-Brandon Kunk, 28-Andrew Cillum, 33-Brad Eckstein, 41-C.J. Seibert, 44-Nick Staugler, 78-Mitch Clune.

Bishop Hartley: 15-C. Barringer.

Play-by-Play Summary – First Quarter

Division 5 State Final Game will start at 11AM.

Hartley won toss, elects to receive. Coldwater to defend North goal.

Cwater 1-10 at Cwater40 CWATER ball on CWATER40.

Kyle McKibben kickoff 49 yards to the HARTLEY11, Rian Anderson return 21 yards to the HARTLEY32, out-of-bounds (Jake Schmidt).

Hartley	1-10	at Hartley32	Alonzo Saxton rush for 10 yards to the HARTLEY42, 1ST DOWN HARTLEY , out-of-bounds (M. Schoenherr;Matt Kramer).
Hartley	1-10	at Hartley42	S. Smith Davis rush for 2 yards to the HARTLEY44 (M. Schoenherr).
Hartley	2-8	at Hartley44	Sam Mackowiak rush for 5 yards to the HARTLEY49 (Broody Hoying).
Hartley	3-3	at Hartley49	Sam Mackowiak rush for 2 yards to the CWATER49 (Drew Otten).
Hartley	4-1	at Cwater49	Sam Mackowiak rush for 3 yards to the CWATER46, 1ST DOWN HARTLEY (Matt Kramer;Nick Clune).
Hartley	1-10	at Cwater46	Jared Brandewie pass incomplete to Quri Hickman.
Hartley	2-10	at Cwater46	Alonzo Saxton rush for 4 yards to the CWATER42 (M. Schoenherr;Drew Otten).
Hartley	3-6	at Cwater42	Sam Mackowiak rush for 7 yards to the CWATER35, 1ST DOWN HARTLEY (M. Fullenkamp).
Hartley	1-10	at Cwater35	Sam Mackowiak rush for 5 yards to the CWATER30 (C.J. Seibert;Drew Otten).
Hartley	2-5	at Cwater30	Quri Hickman rush for 4 yards to the CWATER26 (C.J. Seibert).
Hartley	3-1	at Cwater26	Quri Hickman rush for 3 yards to the CWATER23, 1ST DOWN HARTLEY (Matt Kramer).
Hartley	1-10	at Cwater23	Sam Mackowiak rush for 5 yards to the CWATER18 (A Schwieterman).
Hartley	2-5	at Cwater18	Quri Hickman rush for 2 yards to the CWATER16 (A Schwieterman).
Hartley	3-3	at Cwater16	Sam Mackowiak rush for no gain to the CWATER16 (M. Fullenkamp).
Hartley	4-3	at Cwater16	Timeout Bishop Hartley, clock 05:51.
Hartley	4-3	at Cwater16	Sam Mackowiak rush for 2 yards to the CWATER14 (Jake Schmidt).
			Drive: 15 plays, 54 yards, TOP 06:15

Cwater 1-10 at Cwater14 COLDWATER drive start at 05:45.

Cwater 1-10 at Cwater14 *PENALTY CWATER false start (Caleb Madaj) 5 yards to the CWATER9.*

Cwater 1-15 at Cwater09 Broody Hoying pass incomplete to Derek Thobe (Rian Anderson).

Cwater 2-15 at Cwater09 Broody Hoying pass incomplete to Adam Klosterman.

Cwater 3-15 at Cwater09 Broody Hoying pass complete to M. Schoenherr for 4 yards to the CWATER13, out-of-bounds (S. Smith Davis).

Cwater 4-11 at Cwater13 Broody Hoying punt 36 yards to the CWATER49, Jacob Mercier return 12 yards to the CWATER37 (Jason Bills).

			Drive: 3 plays, minus 1 yards, TOP 00:33
Hartley	1-10	at Cwater37	BISHOP HARTLEY drive start at 05:12.
Hartley	1-10	at Cwater37	Quri Hickman rush for 2 yards to the CWATER35 (Nick Clune;M. Schoenherr).
Hartley	2-8	at Cwater35	Jacob Mercier rush for 2 yards to the CWATER33 (M. Schoenherr).
Hartley	3-6	at Cwater33	Sam Mackowiak rush for loss of 2 yards to the CWATER35 (M. Fullenkamp;A Schwieterman).
Hartley	4-8	at Cwater35	Jared Brandewie pass complete to Jacob Mercier for 10 yards to the CWATER25, 1ST DOWN HARTLEY , out-of-bounds.
Hartley	1-10	at Cwater25	Sam Mackowiak rush for no gain to the CWATER25 (A. Klosterman;Nick Clune).
Hartley	2-10	at Cwater25	Sam Mackowiak rush for 2 yards to the CWATER23 (Jake Schmidt;M. Schoenherr).
Hartley	3-8	at Cwater23	Jared Brandewie pass incomplete to Alonzo Saxton (Adam Klosterman).
Hartley	4-8	at Cwater23	Jared Brandewie pass incomplete to Alonzo Saxton (Broody Hoying).
			Drive: 8 plays, 14 yards, TOP 03:27

Cwater 1-10 at Cwater23 COLDWATER drive start at 01:45.

Cwater 1-10 at Cwater23 Broody Hoying rush for 8 yards to the CWATER31 (S. Smith Davis).

Cwater 2-2 at Cwater31 Broody Hoying rush for 5 yards to the CWATER36, **1ST DOWN CWATER** (Jalen Austin).

Cwater 1-10 at Cwater36 M. Schoenherr rush for 2 yards to the CWATER38 (Kalil Morris;Nick Boeriu).

Cwater 2-8 at Cwater38 Broody Hoying rush for 10 yards to the CWATER48, **1ST DOWN CWATER** (T. Washington;Alonzo Saxton).

			Drive: 4 plays, 25 yards, TOP 06:00
Coldwater 0, Bishop Hartley 0			

Play-by-Play Summary – Second Quarter

Cwater	1-10 at Cwater48	Start of 2nd quarter, clock 12:00.
Cwater	1-10 at Cwater48	Broody Hoying pass complete to Adam Klosterman for 13 yards to the HARTLEY39, 1ST DOWN CWATER (Quri Hickman).
Cwater	1-10 at Hartley39	Broody Hoying rush for 1 yard to the HARTLEY38 (P. Heinmiller).
Cwater	2-9 at Hartley38	Broody Hoying pass incomplete to M. Schoenherr.
Cwater	3-9 at Hartley38	Broody Hoying rush for 8 yards to the HARTLEY30 (Quri Hickman).
Cwater	4-1 at Hartley30	Timeout Coldwater, clock 10:33.
Cwater	4-1 at Hartley30	Broody Hoying rush for 2 yards to the HARTLEY28, 1ST DOWN CWATER (Quri Hickman).
Cwater	1-10 at Hartley28	Timeout Coldwater, clock 10:14.
Cwater	1-10 at Hartley28	Broody Hoying rush for 1 yard to the HARTLEY27 (Jalen Austin).
Cwater	2-9 at Hartley27	Broody Hoying pass complete to M. Schoenherr for 5 yards to the HARTLEY22 (Kalil Morris;P. Heinmiller).
Cwater	3-4 at Hartley22	Broody Hoying rush for 11 yards to the HARTLEY11, 1ST DOWN CWATER , out-of-bounds (Sam Mackowiak).
Cwater	1-10 at Hartley11	Broody Hoying rush for loss of 2 yards to the HARTLEY13 (Kalil Morris;P. Heinmiller).
Cwater	2-12 at Hartley13	Broody Hoying pass incomplete to M. Schoenherr (Jalen Austin).
Cwater	3-12 at Hartley13	Broody Hoying pass incomplete to Matt Kramer (Alonzo Saxton).
Cwater	4-12 at Hartley13	Matt Kramer field goal attempt from 30 GOOD, clock 07:45.

Coldwater 3, Bishop Hartley 0

Drive: 16 plays, 64 yards, TOP 06:00

Kyle McKibben kickoff 47 yards to the HARTLEY13, Rian Anderson return 15 yards to the HARTLEY28 (Jake Schmidt).

Hartley	1-10 at Hartley28	BISHOP HARTLEY drive start at 07:36.
Hartley	1-10 at Hartley28	Quri Hickman rush for 4 yards to the HARTLEY32 (M. Fullenkamp).
Hartley	2-6 at Hartley32	Jared Brandewie rush for 9 yards to the HARTLEY41, 1ST DOWN HARTLEY (M. Schoenherr).
Hartley	1-10 at Hartley41	Jared Brandewie pass complete to Alonzo Saxton for 15 yards to the CWATER44, 1ST DOWN HARTLEY , out-of-bounds (M. Schoenherr).
Hartley	1-10 at Cwater44	Alonzo Saxton rush for 3 yards to the CWATER41 (C.J. Seibert).
Hartley	2-7 at Cwater41	Sam Mackowiak rush for 8 yards to the CWATER33, 1ST DOWN HARTLEY (Derek Thobe).
Hartley	1-10 at Cwater33	Alonzo Saxton rush for 1 yard to the CWATER32 (M. Fullenkamp).
Hartley	2-9 at Cwater32	Sam Mackowiak rush for 5 yards to the CWATER27 (M. Fullenkamp).
Hartley	3-4 at Cwater27	Sam Mackowiak rush for 1 yard to the CWATER26 (Drew Otten).
Hartley	4-3 at Cwater26	Sam Mackowiak rush for 2 yards to the CWATER24.

Drive: 9 plays, 48 yards, TOP 03:26

Cwater	1-10 at Cwater24	COLDWATER drive start at 04:10.
Cwater	1-10 at Cwater24	<i>PENALTY CWATER false start (M. Schoenherr) 5 yards to the CWATER19.</i>
Cwater	1-15 at Cwater19	Broody Hoying rush for 4 yards to the CWATER23 (Alonzo Saxton).
Cwater	2-11 at Cwater23	Broody Hoying pass complete to M. Schoenherr for 21 yards to the CWATER44, 1ST DOWN CWATER (Rian Anderson).
Cwater	1-10 at Cwater44	Broody Hoying rush for 4 yards to the CWATER48 (T. Washington), <i>PENALTY CWATER illegal shift 5 yards to the CWATER39, NO PLAY.</i>
Cwater	1-15 at Cwater39	Broody Hoying rush for 12 yards to the HARTLEY49 (Sam Mackowiak).
Cwater	2-3 at Hartley49	Broody Hoying pass complete to Drew Otten for 13 yards to the HARTLEY36, 1ST DOWN CWATER (Alonzo Saxton).
Cwater	1-10 at Hartley36	Broody Hoying pass complete to Drew Otten for 4 yards to the HARTLEY32 (Jacob Mercier).
Cwater	2-6 at Hartley32	Broody Hoying pass complete to M. Schoenherr for 23 yards to the HARTLEY9, 1ST DOWN CWATER , out-of-bounds (S. Smith Davis).
Cwater	1-G at Hartley09	Timeout Bishop Hartley, clock 01:05.
Cwater	1-G at Hartley09	Broody Hoying rush for 9 yards to the HARTLEY0, TOUCHDOWN, clock 01:00. Matt Kramer kick attempt good.

Coldwater 10, Bishop Hartley 0

Drive: 7 plays, 76 yards, TOP 03:10

Kyle McKibben kickoff 47 yards to the HARTLEY13, Rian Anderson return 10 yards to the HARTLEY23 (Brandon Kunk).

Hartley	1-10 at Hartley23	BISHOP HARTLEY drive start at 00:54.
Hartley	1-10 at Hartley23	Jared Brandewie rush for 6 yards to the HARTLEY29 (M. Schoenherr).
Hartley	2-4 at Hartley29	Jared Brandewie pass complete to Sam Mackowiak for 13 yards to the HARTLEY42, 1ST DOWN HARTLEY , out-of-bounds (M. Schoenherr).
Hartley	1-10 at Hartley42	Timeout Bishop Hartley, clock 00:08.
Hartley	1-10 at Hartley42	Jared Brandewie pass incomplete to Alonzo Saxton (Broody Hoying).
Hartley	2-10 at Hartley42	Jared Brandewie pass incomplete to Jacob Mercier (Aaron Harlamert).

Hartley	3-10	at Hartley42	End of half, clock 00:00.
			Drive: 4 plays, 19 yards, TOP 00:54
Coldwater 10, Bishop Hartley 0			
Play-by-Play Summary – Third Quarter			
Hartley	3-10	at Hartley42	Start of 3rd quarter, clock 12:00, HARTLEY ball on HARTLEY40.
			Coldwater elects to receive. Hartley to defend North goal.
			Drive: 4 plays, 19 yards, TOP 00:54
			C. Barringer kickoff 38 yards to the CWATER22, Chris Post return 16 yards to the CWATER38 (Alonzo Saxton).
Cwter	1-10	at Cwter38	COLDWATER drive start at 11:55.
Cwter	1-10	at Cwter38	M. Schoenherr rush for 6 yards to the CWATER44, fumble forced by Jalen Austin, fumble by M. Schoenherr recovered by HARTLEY T. Washington at CWATER45.
			Drive: 1 plays, 7 yards, TOP 00:08
Hartley	1-10	at Cwter45	BISHOP HARTLEY drive start at 11:47.
Hartley	1-10	at Cwter45	Alonzo Saxton pass complete to Jacob Mercier for 30 yards to the CWATER15, 1ST DOWN HARTLEY (Derek Thobe).
Hartley	1-10	at Cwter15	Jared Brandewie rush for 8 yards to the CWATER7, out-of-bounds (Derek Thobe;Broody Hoying).
Hartley	2-2	at Cwter07	Sam Mackowiak rush for no gain to the CWATER7 (Nick Clune;A. Klosterman).
Hartley	3-2	at Cwter07	Jared Brandewie rush for 7 yards to the CWATER0, 1ST DOWN HARTLEY , TOUCHDOWN, clock 10:44.
			C. Barringer kick attempt good.
Coldwater 10, Bishop Hartley 7			
			Drive: 4 plays, 45 yards, TOP 01:03
			C. Barringer kickoff 37 yards to the CWATER23, Chris Post return 15 yards to the CWATER38, out-of-bounds (Jalen Austin).
Cwter	1-10	at Cwter38	COLDWATER drive start at 10:37.
Cwter	1-10	at Cwter38	Broody Hoying rush for 3 yards to the CWATER41 (Quri Hickman).
Cwter	2-7	at Cwter41	M. Schoenherr rush for 3 yards to the CWATER44 (P. Heinmiller).
Cwter	3-4	at Cwter44	M. Schoenherr rush for 4 yards to the CWATER48, 1ST DOWN CWATER (Nick Boeriu).
Cwter	1-10	at Cwter48	M. Schoenherr rush for 10 yards to the HARTLEY42, 1ST DOWN CWATER (Alonzo Saxton).
Cwter	1-10	at Hartley42	M. Schoenherr rush for 4 yards to the HARTLEY38 (Nick Boeriu).
Cwter	2-6	at Hartley38	Broody Hoying rush for no gain to the HARTLEY38 (P. Heinmiller).
Cwter	3-6	at Hartley38	Broody Hoying sacked for loss of 13 yards to the CWATER49 (T. Washington).
Cwter	4-19	at Cwter49	Broody Hoying punt 35 yards to the HARTLEY16, Jacob Mercier return 0 yards to the HARTLEY16, out-of-bounds.
			Drive: 7 plays, 11 yards, TOP 03:52
Hartley	1-10	at Hartley16	BISHOP HARTLEY drive start at 06:45.
Hartley	1-10	at Hartley16	<i>PENALTY HARTLEY false start (Jared Brandewie) 5 yards to the HARTLEY11.</i>
Hartley	1-15	at Hartley11	Alonzo Saxton rush for 11 yards to the HARTLEY22 (M. Schoenherr).
Hartley	2-4	at Hartley22	Jared Brandewie rush for loss of 3 yards to the HARTLEY19, fumble forced by Nick Clune, fumble by Jared Brandewie recovered by CWATER M. Fullenkamp at HARTLEY19.
			Drive: 2 plays, 3 yards, TOP 00:42
Cwter	1-10	at Hartley19	COLDWATER drive start at 06:03.
Cwter	1-10	at Hartley19	Matt Kramer pass intercepted by Jacob Mercier at the HARTLEY3, Jacob Mercier return 0 yards to the HARTLEY3.
			Drive: 1 plays, 0 yards, TOP 00:06
Hartley	1-10	at Hartley03	BISHOP HARTLEY drive start at 05:57.
Hartley	1-10	at Hartley03	Sam Mackowiak rush for 2 yards to the HARTLEY5 (Adam Klosterman;M. Fullenkamp).
Hartley	2-8	at Hartley05	Sam Mackowiak rush for 5 yards to the HARTLEY10 (M. Schoenherr).
Hartley	3-3	at Hartley10	Jared Brandewie rush for 3 yards to the HARTLEY13, 1ST DOWN HARTLEY (M. Schoenherr).
Hartley	1-10	at Hartley13	Quri Hickman rush for 6 yards to the HARTLEY19 (Matt Kramer).
Hartley	2-4	at Hartley19	Alonzo Saxton rush for 18 yards to the HARTLEY37, 1ST DOWN HARTLEY , out-of-bounds (Jake Schmidt).
Hartley	1-10	at Hartley37	Jared Brandewie rush for 7 yards to the HARTLEY44 (M. Schoenherr).
Hartley	2-3	at Hartley44	Jared Brandewie rush for 2 yards to the HARTLEY46 (C.J. Seibert).
Hartley	3-1	at Hartley46	Quri Hickman rush for 1 yard to the HARTLEY47, 1ST DOWN HARTLEY (M. Fullenkamp;A Schwieterman).
Hartley	1-10	at Hartley47	Jared Brandewie rush for 2 yards to the HARTLEY49 (M. Schoenherr;Brad Eckstein).
Hartley	2-8	at Hartley49	Alonzo Saxton rush for 24 yards to the CWATER27, 1ST DOWN HARTLEY (M. Schoenherr).
Hartley	1-10	at Cwter27	Jared Brandewie rush for 3 yards to the CWATER24 (A Schwieterman).
Hartley	2-7	at Cwter24	Sam Mackowiak rush for 2 yards to the CWATER22 (M. Schoenherr).
Hartley	3-5	at Cwter22	Alonzo Saxton rush for 4 yards to the CWATER18 (C.J. Seibert;A Schwieterman).
			Drive: 13 plays, 79 yards, TOP 07:18
Coldwater 10, Bishop Hartley 7			

Play-by-Play Summary – Fourth Quarter

Hartley	4-1	at Cwater18	Start of 4th quarter, clock 12:00.
Hartley	4-1	at Cwater18	Jared Brandewie rush for 2 yards to the CWATER16, 1ST DOWN HARTLEY (M. Schoenherr;Brad Eckstein).
Hartley	1-10	at Cwater16	Timeout Bishop Hartley, clock 11:32.
Hartley	1-10	at Cwater16	Jared Brandewie sacked for loss of 11 yards to the CWATER27 (Nick Clune;M. Fullenkamp).
Hartley	2-21	at Cwater27	Jared Brandewie pass intercepted by Broody Hoying at the CWATER3, Broody Hoying return 0 yards to the CWATER3, Broody Hoying for 33 yards to the CWATER36 (Jared Brandewie).
Drive: 16 plays, 70 yards, TOP 07:18			

Cwater	1-10	at Cwater36	COLDWATER drive start at 10:39, CWATER ball on CWATER36.
Cwater	1-10	at Cwater36	M. Schoenherr rush for 3 yards to the CWATER39 (Rian Anderson).
Cwater	2-7	at Cwater39	Broody Hoying rush for 8 yards to the CWATER47, 1ST DOWN CWATER (Quri Hickman;S. Smith Davis).
Cwater	1-10	at Cwater47	Broody Hoying rush for 13 yards to the HARTLEY40, 1ST DOWN CWATER (Alonzo Saxton).
Cwater	1-10	at Hartley40	M. Schoenherr rush for 7 yards to the HARTLEY33 (Jacob Mercier).
Cwater	2-3	at Hartley33	Broody Hoying rush for 3 yards to the HARTLEY30, 1ST DOWN CWATER , out-of-bounds (Jalen Austin).
Cwater	1-10	at Hartley30	Broody Hoying rush for 8 yards to the HARTLEY22 (Alonzo Saxton).
Cwater	2-2	at Hartley22	Broody Hoying rush for 12 yards to the HARTLEY10, 1ST DOWN CWATER (Alonzo Saxton).
Cwater	1-G	at Hartley10	Broody Hoying rush for 4 yards to the HARTLEY6 (Kalil Morris;Alonzo Saxton).
Cwater	2-G	at Hartley06	Broody Hoying rush for 3 yards to the HARTLEY3 (Nick Boeriu).
Cwater	3-G	at Hartley03	Timeout Coldwater, clock 05:32.
Cwater	3-G	at Hartley03	Broody Hoying rush for 3 yards to the HARTLEY0, TOUCHDOWN, clock 05:26. Matt Kramer kick attempt good.

Coldwater 17, Bishop Hartley 7

Drive: 10 plays, 64 yards, TOP 05:13

Kyle McKibben kickoff 28 yards to the HARTLEY32, S. Smith Davis return 12 yards to the HARTLEY44 (Nick Staugler;Brandon Kunk).

Hartley	1-10	at Hartley44	BISHOP HARTLEY drive start at 05:20.
Hartley	1-10	at Hartley44	Jacob Mercier rush for 7 yards to the CWATER49 (Derek Thobe).
Hartley	2-3	at Cwater49	Jared Brandewie sacked for loss of 11 yards to the HARTLEY40 (A. Klosterman).
Hartley	3-14	at Hartley40	Jared Brandewie sacked for loss of 3 yards to the HARTLEY37 (M. Fullenkamp).
Hartley	4-17	at Hartley37	Jared Brandewie pass incomplete to Alonzo Saxton.
Drive: 4 plays, minus 7 yards, TOP 01:44			

Cwater	1-10	at Hartley37	COLDWATER drive start at 03:36.
Cwater	1-10	at Hartley37	M. Schoenherr rush for 5 yards to the HARTLEY32 (Alonzo Saxton).
Cwater	2-5	at Hartley32	Broody Hoying rush for 32 yards to the HARTLEY0, 1ST DOWN CWATER , TOUCHDOWN, clock 02:46. Matt Kramer kick attempt good.

Coldwater 24, Bishop Hartley 7

Drive: 2 plays, 37 yards, TOP 00:50

Kyle McKibben kickoff 48 yards to the HARTLEY12, Jacob Mercier return 11 yards to the HARTLEY23 (Andrew Cillum).

Hartley	1-10	at Hartley23	BISHOP HARTLEY drive start at 02:40.
Hartley	1-10	at Hartley23	Jacob Mercier rush for 4 yards to the HARTLEY27 (M. Fullenkamp).
Hartley	2-6	at Hartley27	Sam Mackowiak rush for 4 yards to the HARTLEY31 (A. Klosterman).
Hartley	3-2	at Hartley31	Jacob Mercier rush for 14 yards to the HARTLEY45, 1ST DOWN HARTLEY (Nick Staugler).
Hartley	1-10	at Hartley45	Jared Brandewie rush for 2 yards to the HARTLEY47 (M. Schoenherr).
Hartley	2-8	at Hartley47	Jacob Mercier rush for loss of 1 yard to the HARTLEY46 (Jason Bills).
Hartley	3-9	at Hartley46	Jared Brandewie pass complete to Sam Mackowiak for 4 yards to the 50 yardline (Nick Staugler;Mitch Clune).
Hartley	4-5	at Hartley50	End of game, clock 00:00.
Drive: 6 plays, 27 yards, TOP 02:40			

FINAL SCORE

Coldwater 24, Bishop Hartley 7



Coldwater Cavaliers
2013 Season Statistics
 Division 5 - Region 16 Champions
 Division 5 State Champions



Game Results

Kenton	L	2	-	22
@ Bishop Hartley	W	41	-	16
Versailles	W	31	-	0
@ Delphos St. John	W	41	-	6
Minster	W	35	-	13
@ St. Henry	W	35	-	6
Anna	W	43	-	7
@ Marion Local	L	14	-	47
Parkway	W	48	-	6
@ Ft. Recovery	W	42	-	14
@ Eastwood	W	42	-	16
N Chippewa	W	49	-	21
N Huron	W	60	-	13
N West Jefferson	W	35	-	10
N Bishop Hartley	W	24	-	7

Team Statistics

<u>Score by Quarters</u>	<u>1</u>	<u>2</u>	<u>3</u>	<u>4</u>	<u>OT</u>	<u>Total</u>	<u>Avg</u>
Coldwater	168	191	97	86	0	542	36.1
Opponents	39	69	51	45	0	204	13.6

	<u>Coldwater</u>		<u>Opponents</u>	
<u>Offensive</u>	<u>Season</u>	<u>Average</u>	<u>Season</u>	<u>Average</u>
<u>First Downs</u>	239	16	214	14
Rushing	143	10	123	8
Passing	88	6	77	5
Penalty	8	1	14	1
<u>Rushing Yards</u>	3144	210	2013	134
Attempts	472	31	598	40
Average	6.7	6.7	3.4	3.4
<u>Passing Yards</u>	2028	135	1751	117
Completions	155	10	143	10
Attempts	278	19	312	21
Interceptions	12	0.8	21	1.4
Average per Att	7.3	7.3	5.6	5.6
Average per Comp	13.1	13.1	12.2	12.2
<u>Total Offensive Yards</u>	5172	345	3764	251
Total Plays	750	50	910	61
Average per Play	6.9	6.9	4.1	4.1
<u>Turnovers</u>				
Total Turnovers	22 (+18)	2.3	40	2.3
Interceptions	12	0.8	21	1.4
Fumbles	23	1.5	31	2.1
Lost	10	0.7	19	1.3
Penalties	75	5	62	4
Yards	544	36	461	31



Coldwater Cavaliers
2013 Season Statistics
 Division 5 - Region 16 Champions
 Division 5 State Champions



Individual Statistics

<u>Rushing</u>	<u>Att</u>	<u>Yds</u>	<u>TD</u>	<u>Lng</u>	<u>Avg</u>
1 Aaron Harlamert	1	2	0	2	2.0
2 Adam Klosterman	3	26	0	13	8.7
4 Kraig Schoenherr	22	201	1	52	9.1
5 Greg Gilliland	8	15	0	11	1.9
9 Zach Homan	1	-10	0	-10	-10.0
10 Jack Hemmelgarn	16	34	0	15	2.1
15 Brody Hoying	216	1860	33	85	8.6
18 Chris Post	44	209	2	40	4.8
21 Brandon Kunk	2	-1	0	1	-0.5
22 Drew Otten	12	150	2	53	12.5
28 Andrew Gillum	1	8	0	8	8.0
35 Cory Selhorst	20	110	1	24	5.5
37 Mitch Schoenherr	72	457	5	34	6.3
44 Nick Staugler	40	111	2	14	2.8
86 Zach Huff	2	17	0	12	8.5
T Team	11	-46	0	9	-4.2
Totals	471	3143	46	85	6.7

<u>Passing</u>	<u>Att</u>	<u>Cmp</u>	<u>Int</u>	<u>Yds</u>	<u>TD</u>
5 Greg Gilliland	11	3	0	39	0
10 Jack Hemmelgarn	28	15	1	85	1
15 Brody Hoying	234	137	9	1904	21
16 Matt Kramer	4	0	2	0	0
22 Drew Otten	1	0	0	0	0
Totals	278	155	12	2028	22

<u>Receiving</u>	<u>Cat</u>	<u>Yds</u>	<u>TD</u>	<u>Lng</u>	<u>Avg</u>
1 Aaron Harlamert	4	54	0	20	13.5
2 Adam Klosterman	41	737	8	54	18.0
4 Kraig Schoenherr	1	45	1	45	45.0
6 Derek Thobe	17	238	2	34	14.0
8 Kyle McKibben	3	3	0	8	1.0
9 Zach Homan	2	18	0	10	9.0
12 Jason Bills	5	50	1	26	10.0
16 Matt Kramer	18	202	2	32	11.2
18 Chris Post	4	14	0	5	3.5
20 Collin Seitz	1	5	0	5	5.0
21 Brandon Kunk	4	34	0	13	8.5
22 Drew Otten	26	272	3	31	10.5
28 Andrew Gillum	1	8	0	8	8.0
37 Mitch Schoenherr	25	353	5	41	14.1
44 Nick Staugler	3	-5	0	0	-1.7
Totals	155	2028	22	54	13.1

<u>Kicking</u>	<u>PATs</u>		<u>Field Goals</u>		
	<u>Att</u>	<u>Cmp</u>	<u>Att</u>	<u>Made</u>	<u>Lng</u>
16 Matt Kramer	65	58	4	3	30
8 Kyle McKibben	12	11			

<u>Punts</u>	<u>No</u>	<u>Yds</u>	<u>Avg</u>	<u>Lng</u>	<u>Blk</u>
8 Kyle McKibben	14	486	34.7	48	0
15 Brody Hoying	12	395	32.9	45	0
61 Ryan Griesdorn	13	433	33.3	43	0

<u>Kickoffs</u>	<u>No</u>	<u>Yds</u>	<u>Avg</u>	<u>Lng</u>	<u>TB</u>
8 Kyle McKibben	27	1324	49	1	30
16 Matt Kramer	67	3104	46.3	2	33

<u>Punt Returns</u>	<u>No</u>	<u>Yds</u>	<u>TD</u>	<u>Lng</u>
1 Aaron Harlamert	2	14	0	14
2 Adam Klosterman	10	214	1	62
4 Kraig Schoenherr	2	5	0	5
15 Brody Hoying	1	3	0	3
18 Chris Post	1	0	0	0
22 Drew Otten	7	161	1	53
75 Andrew Schwieterman	1	15	0	15

<u>Kick Returns</u>	<u>No</u>	<u>Yds</u>	<u>TD</u>	<u>Lng</u>
1 Aaron Harlamert	3	70	0	24
4 Kraig Schoenherr	2	4	0	4
15 Brody Hoying	5	102	0	24
18 Chris Post	21	333	0	63
22 Drew Otten	4	63	0	20
29 Jason Kaiser	1	2	0	2
41 C.J. Seibert	1	-2	0	-2
56 Andy Brunet	1	0	0	0

<u>Interceptions</u>	<u>No</u>	<u>Yds</u>	<u>TD</u>	<u>Avg</u>
1 Aaron Harlamert	2	0	0	0.0
2 Adam Klosterman	4	124	3	31.0
6 Derek Thobe	5	70	0	14.0
15 Brody Hoying	4	65	1	16.3
16 Matt Kramer	1	10	0	10.0
21 Brandon Kunk	2	55	0	27.5
22 Drew Otten	3	37	0	12.3
Totals	21	361	4	17.2

<u>Fumble Returns</u>	<u>No</u>	<u>Yds</u>	<u>TD</u>	<u>Avg</u>
Brandon Homan	1	35	0	35.0
Kraig Schoenherr	1	48	1	48.0



Coldwater Cavaliers
2013 Season Statistics
 Division 5 - Region 16 Champions
 Division 5 State Champions



Individual Scoring

Name	TDs Run	TDs Rec	TDs Kick	TDs Punt	TDs INT	TDs Fum	PATs (2)	PATs (1)	FGs	Safety	Totals
Hoying, Brody	33				1						204
Kramer, Matt		2				1		58	3		85
Klosterman, Adam		8		1	3						72
Schoenherr, Mitch	5	5									60
Otten, Drew	2	3		1							36
Schoenherr, Kraig	1	1				1					18
Post, Chris	2										12
Staugler, Nick	2										12
McKibben, Kyle								11			11
Bills, Jason		1									6
Klosterman, Austin						1					6
Selhorst, Cory	1										6
Thobe, Derek		2									12
Team										1	2
Totals	46	22	0	2	4	3	0	69	3	1	542

Individual Defensive Statistics

Tackles	Total	QB Sacks	Force Fum	Rec Fum
Mitch Schoenherr	162	5	2	2
Mitch Fullenkamp	113	9	1	2
Jake Schmidt	101	1		
Drew Otten	96		4	
C.J. Seibert	92	3	4	
Brody Hoying	89			
Andrew Schwieterman	67	7	2	
Brad Eckstein	63			1
Brandon Kunk	62			2
Austin Klosterman	57	3	3	3
Matt Kramer	56		1	3
Nick Clune	56	9	3	1
Jason Bills	47			1
Adam Klosterman	43			
Tony Rammel	35			
Aaron Harlamert	33			
Chris Post	31			
Nick Staugler	30			1
Derek Thobe	21			
Mitch Clune	18			1
Collin Seitz	17			
Kraig Schoenherr	17		1	1
Andrew Gillum	9	1		
Andy Brunet	9		2	
Brandon Homan	9			
Cory Selhorst	9			

Tackles	Total	QB Sacks	Force Fum	Rec Fum
Jason Kaiser	4		1	
Malave Bettinger	4			
Ted Fisher	4			2
Zach Homan	4			
Alex Klosterman	3			
Grant Muhlenkamp	2			
Kyle McKibben	2			
Ryan Griesdorn	2			
Zach Huff	2		1	
Blake Spangler	1			
Caleb Madaj	1			
Chris Giere	1			
Cody Giere	1			
Greg Gilliland	1			
Jacob Bettinger	1			
Kyle Sigler	1			
Ray Koesters	1			
Ross Siefring	1			
Totals	1378	38	25	20



Coldwater Cavaliers
2013 Season Statistics
 Division 5 - Region 16 Champions
 Division 5 State Champions



Post Season Honors

2013 MAC All-League Football Teams

Offensive Player of the Year - Brody Hoying

First Team Offense

Brody Hoying QB
 Adam Klosterman WR

Second Team Offense

Austin Klosterman C
 Caleb Madaj G
 Blake Spangler G
 Matt Kramer K

First Team Defense

Andrew Schwieterman DE
 Mitch Fullenkamp DL
 Mitch Schoenherr ILB
 Adam Klosterman CB
 Brody Hoying S

Second Team Defense

Drew Otten OLB

Honorable Mention

Jared Post, Derek Thobe

2013 All Northwest District Football Team

Offensive Player of the Year - Brody Hoying

First Team Offense

Brody Hoying QB
 Austin Klosterman OL

Second Team Offense

Caleb Madaj OL
 Blake Spangler OL
 Matt Kramer K

First Team Defense

Andrew Schwieterman DL
 Mitch Schoenherr LB
 Adam Klosterman DB

Second Team Defense

Mitch Fullenkamp DL
 Drew Otten LB

2013 Division 5 All Ohio Football Team

Offensive Player of the Year - Brody Hoying

First Team Offense

Brody Hoying QB

Third Team Offense

Austin Klosterman OL

First Team Defense

Cavalier Weekly

CAVALIER Football Weekly



2013 Issue 2

May 28, 2014

By Chris Cron - Coldwater Football Statistician

CAVALIERS STUMBLE OUT OF THE GATE

It was a rough start to the 2013 campaign for the Coldwater Cavaliers as their annual opening matchup was a disappointing 22-2 loss to the Kenton Wildcats.

Contrary to the mild weather of the month of August, this evening was hot and humid. Neither team look especially sharp and were fatigued by the end of the third quarter. But Kenton returned a lot of experience this year and the young Cavaliers just were not up to the challenge.

Kenton QB Grant Sherman was the star of the night as he completed 25 of 44 passes for 256 yards with 2 touchdown passes and he ran for a third. Coldwater's lone score came when the defense chased Sherman into the end zone and pressured him into intentionally ground a pass resulting in a 2 point safety.

The Coldwater offense looked nothing like the machine fans have been accustomed to recently. But there glimpses of what could be. Brody Hoyng rushed for 38 yards out of the shotgun and at times broke through cracks in the Wildcat defense for extra yardage. Hoyng added 180 passing yards on 17 completions in 32 attempts. Adam Klosterman caught 7 passes for 103 yards including a 47 yard catch and run.

Next Up – Bishop Hartley

A new opponent awaits the Cavaliers next week as Coldwater will travel to Columbus to face the Bishop Hartley Hawks. This addition was a good one to Coldwater's non-conference schedule as the Hawks have a long tradition of success and the Harbin points to be garnered will be important if Coldwater hopes to make the playoffs.

This will be the first meeting between the two schools. Bishop Hartley opened in 1957 and it's first senior class of 177 students graduated in 1961.

Last season the Hawks finished 13-1 and won Region 14 . They were shocked in the state semifinals by D4 champ Clinton-Massie. This season Hartley drops to D5 with little loss of talent.

Head coach Brad Burchfield (51-11 at Hartley/82-36 career) returns seven starters on offense and five on defense. Leading the way will be senior DB/WR Alonzo Saxton (5-11, 175) who is a verbal commitment Duke University.

The defense is anchored by senior DL Kalil Morris (6-3, 275) who posted 105 tackles and 14 sacks the last two seasons.

Offensively, senior QB Jared Brandewie (6-5, 205) threw for 1,071 yards and 15 TDs last year. Senior RB/LB Sam Mackowiak posted 771 yards and 10 TDs. The front line features three players who run 5-11 190, 6-0 250 and 6-3 230.

Hartley is going for a program-record fourth straight Central Catholic League title.

"Our expectations are always to be able to compete for state championships, and our people understand that is what we are working for," Burchfield said. "We suffered losses to high profile players a year ago, but return many as well. The quality of the very best programs in Ohio is that they lose very good players every year with very good players waiting in the wings to live up to their legacy when it is their time. We expect to be no different."

Week 1 Results

Allen East 28 New Bremen 13
Bishop Hartley 38 Amanda-Clearcreek 6
Celina 25 Versailles 19
Covington 35 St Henry 21
Crestview 21 Parkway 0
Edgerton 21 Ft Recovery 24
Ft Loramie 21 Minster 18
Kenton 22 Coldwater 2
Lehman Catholic 14 Anna 40
Marion Local 42 Shawnee 7
St Johns 0 Elida 20

Week 2 Matchups

Anna at Brookville
Coldwater at Bishop Hartley
Ft Recovery at Waynesfield-Goshen
Kenton at Wapakoneta
LCC at St Johns
Minster at Lehman Catholic
New Bremen at Ft Loramie
Parkway at Riverside
St Henry at Eaton
Versailles at Valley View
West Jefferson at Marion Local

CAVALIER Football Weekly



2013 Issue 3

May 28, 2014

By Chris Cron - Coldwater Football Statistician

WHAT A DIFFERENCE A WEEK MAKES

The phoenix was a legendary bird that burns to death on a funeral pyre and then rises to new life out of its own ashes. One week after looking flat and lifeless, the Coldwater Cavalier offense rose from its ashes to defeat a powerful Bishop Hartley squad at Jake Ryan Field in Columbus by a surprising score of 41-16.

In the first quarter it was the defense that appeared to regress from last week's performance as the Hawks ran over the Cavs with a powerful ground game. Hartley compiled 163 yards in the first quarter scoring touchdown on their first drive of 61 yards in 6 plays to take a 7-0 lead. The offense appeared a little flat after the 2 hour bus ride and only managed 21 first quarter yards.

Early in the second quarter the Cavs got a break as Austin Klosterman recovered a fumble in the end zone and Coldwater pulled to within one at 7-6. Hartley answered right back though and extended their lead to 13-6. It was then that the Coldwater offense came to life as they drove 41 yards on just 4 plays and tied the score at 13-13. Later Hartley tacked on a field goal and took a 16-13 lead. It appeared that Coldwater would take the lead with less than one minute to play in the half as a perfectly executed double pass gadget play was negated by the referee's inadvertent whistle. But the offense looked much better as they compiled 117 yards in the second quarter and were giving Hartley a game many may not have expected.

Coming out of the locker room the Cavaliers looked like a new team as the defense shut out the Hawks in the second half. Meanwhile the offense led by Brody Hoyng scored on a 1 yard run by Hoyng, a 14 yard pass from Hoyng to Mitch Schoenherr, a Schoenherr 26 yard scamper and a back breaking 47 yard interception return by Adam Klosterman.

On the night the Coldwater offense gained 226 yards on the ground with Hoyng posting 150 yards and Schoenherr adding 74 more. Hoyng added 109 yards on 8-17 passing for to give the offense 335 total yards on 49 plays. Hartley put up some big stats too, grinding out 294 yards rushing and 135 passing for 429 yards on 74 plays. Hartley committed three turnovers on two interceptions and a fumble. Coldwater committed one turnover on a intercepted pass.

So Coldwater finishes the 'pre-season' with a 1-1 record. The MAC as a whole went 7-13, not as impressive as in recent years. Ft. Recovery and Marion Local are undefeated so far and Anna and Parkway join Coldwater at 1-1. The remaining teams have yet to notch a win. Also, the first series of Harbin points were released and Coldwater is 11th in Region 16. The first ten spots are occupied by undefeated teams.

Next Up – Versailles

The Tigers come to Coldwater to open MAC play having lost to Celina (25-19) and Valley View (44-0). Coming off a 5-5 season in 2012, the Tigers are led by senior QB Nick Campbell (6-1, 190) who is regarded as one of the state's top small school signal callers. In the last two years he's thrown for 4,307 yards and 55 TDs. He's also rushed for 1,316 yards and 11 TDs. His favorite target is All-MAC senior WR Damien Richard (32 receptions, 342 yards, six TDs).

- Series Record: 28-28-2
- Last year Coldwater won 21-7
- Coldwater is 10-0 in the last 10 regular season meetings. Versailles last won in the 2004 playoffs
- Coach Otten's record vs the Tigers: 4-0
- Largest margin of victory: 43 in 2011 (43-0)
- Largest margin of defeat: 37 in 1957 (37-0)

Week 2 Results

Anna 35 Brookville 45
Coldwater 41 Bishop Hartley 16
Ft Recovery 54 Waynesfield-Goshen 0
Kenton 52 Wapakoneta 16
LCC 21 St Johns 6
Minster 18 Lehman Catholic 33
New Bremen 20 Ft Loramie 62
Parkway 63 Riverside 0
St Henry 22 Eaton 32
Versailles 0 Valley View 44
West Jefferson 0 Marion Local 29

Week 3 Matchups

Ft Recovery at Anna
Marion-Franklin at Bishop Hartley
Minster at New Bremen
Parkway at Marion Local
St Johns at St Henry
St Marys at Kenton
Versailles at Coldwater

CAVALIER Football Weekly



2013 Issue 4

May 28, 2014

By Chris Cron - Coldwater Football Statistician

Cavaliers Tame The Tigers

The Coldwater Cavaliers recorded a decisive victory over the Versailles Tigers Friday night by a score of 31-0. The Cavs dominated every aspect of the game in this opening weekend of MAC play and moved their record to 2-1. The Tigers, who are struggling with injuries and inconsistency, dropped to 0-3.

The Cavalier defense was stout in recording their first shut-out of the season and the first shutout for Coach Mark Bruns who leads the defense. Allowing just 24 yards rushing, 30 yards passing and three first downs in the first half, the Cavs really stiffened in the second half allowing just 27 more yards and no first downs to finish with just 81 yards of total defense.

After the game, former Coach Tim Hoyng congratulated Coach Bruns on his first 'goose'. Coach Bruns responded "Thanks, and what is this 'Goose Dance' the kids are telling me about?". "You'll find out!" Coach Hoyng replied.

The Coldwater offense continues to improve as well. With 130 yards rushing and 223 yards passing the offense finished with 353 yards on 58 total plays, a 6 yard average per play.

Coldwater scored twice in the first quarter on two passes (31 yards and 39 yards) from Brody Hoyng to Adam Klosterman. Mitch Schoenherr caught a second quarter pass from Hoyng for a 41 yard score and in the fourth quarter he scored on a one yard run. Matt Kremer who was 4-4 on PAT kicks also had a 26 yard field goal in the fourth, his first this season.

Schoenherr had a big game, rushing for 55 yards, scoring one touchdown and catching three passes for 62 yards and another touchdown. Klosterman caught 6 passes for 111 yards and two touchdowns. Hoyng continues to improve as he

rushed 10 times for 50 yards and was 16 of 26 passing for 228 yards and three touchdowns.

Each team committed an interception and neither fumbled the ball. Coldwater punted once while Versailles punted it 6 times.

Next Up – Delphos St. John

Expectations have been high for the Blue Jays this season but they have gotten off to a tough start dropping their first two games to Elida and LCC. Things improved last week as they defeated St. Henry 38-20 to notch their first win.

DSJ will lean heavily on senior RB Tyler Jettinghoff (6-2, 210), a two-time All-Midwest Athletic Conference selection who ran for 1,790 yards and 20 TDs last year. Senior fullback Luke MacLennan (5-10, 205) who had 603 yards and nine TDs last season returns along with senior linebackers Spencer Ginter and Ryan Shumaker. Head coach Todd Schulte who is 144-41 in 14 years) said that "Once again this year's schedule will be brutal. The key for our 2013 season will be quarterback play and health."

History vs DSJ

- Series Record: 24-15-1
- Last year Coldwater won 41-6
- Coldwater has won the last 2 meetings
- Coldwater is 8-2 in the last 10 meetings
- Coach Otten's record vs the Bluejays: 2-1
- Largest margin of victory: 50 in 1987 (50-0)
- Largest margin of defeat: 43 in 1989 (59-16)

Week 3 Results

Ft Recovery 7 Anna 31
Marion-Franklin 14 Bishop Hartley 28
Minster 41 New Bremen 20
Parkway 13 Marion Local 42
St Johns 38 St Henry 20

Week 4 Matchups

Anna at Versailles
Coldwater at St Johns
Kenton at Van Wert
Marion Local at Ft Recovery
New Bremen at Parkway

Midwest Athletic Conference Standings

Team	MAC	OA
Marion Local	1-0	3-0
Anna	1-0	2-1
Coldwater	1-0	2-1
Minster	1-0	1-2
St Johns	1-0	1-2
Ft Recovery	0-1	2-1
Parkway	0-1	1-2
New Bremen	0-1	0-3
St Henry	0-1	0-3
Versailles	0-1	0-3
Kenton (2-0), Hartley (1-1)		

Region 16 Standings

Team	Pts
1 Orrville	6.33
2 Columbia	6.18
3 Liberty Center	5.10
4 Liberty-Benton	4.97
5 Loudonville	4.85
6 Waynedale	4.80
7 Eastwood	4.35
8 Norwayne	4.22
9 Margaretta	4.02
10 Coldwater	3.88

CAVALIER Football Weekly



2013 Issue 5

May 28, 2014

By Chris Cron - Coldwater Football Statistician

The Cavaliers (and the rain) Douse The Bluejays

The Coldwater Cavaliers visited the Delphos St. John Bluejays at a soggy Stadium Park in Delphos and despite the conditions, the Cavaliers used a balance attack to score 27 unanswered points enroute to a 41-6 dousing of the Bluejays. It is interesting to note that Coldwater was victorious last season by the same score.

The Cavs were unaffected by a steady drizzle which fell during the entire game. Despite two lost fumbles they ground out 295 rushing and 135 passing yards for 430 total yards. Brody Hoying had his best effort of the season scoring three times on the ground and completing two touchdown passes. He ran the ball 10 times for 179 yards, averaging nearly 18 yard per carry and Mitch Schoenherr caught four passes for 62 yards.

Hoying scored just 50 seconds into the game on a 63 yard sprint. He then threw a touchdown pass to Schoenherr with just under three minutes left in the first quarter. The conditions slowed both teams down as they traded possessions for the entire second quarter until Coldwater mounted a drive late in the period with Hoying scoring from the one with :16 remaining and Coldwater led 20-0 at the half. Again in the third period, both teams struggled to move the ball into scoring position. Then suddenly, after the Cavs took possession at their own 15, Hoying ended all hopes of a Bluejay comeback as he took a sweep around the right end and down the sidelines for an 85 yard score as the third quarter expired. The fourth quarter opened with Delphos scoring on a 49 yard run, but on the ensuing possession Hoying hit Drew Otten on a six yard pass. Later, Kraig Schoenherr scored his first touchdown of the year on a 47 yard run to close the scoring.

The Coldwater defense continued to perform well allowing just 15 passing yards as Delphos choose to run the ball almost exclusively for just 158 yards.

Next Up – Minster

The Minster Wildcats will visit Cavalier Stadium this week in a battle for first place in the MAC. The Cavs, Cats and Flyers from Marion Local are locked in a first place tie after the first two weeks of MAC competition.

Last season Minster finished 9-3 and were regional semifinalist having made the playoffs for the third straight season. This year they have a new head coach, Geron Stokes, who spent the last four years at Urbana. The Cats are led this season by senior TE Ethan Wolf (6-6, 232) who will be playing college football for the University of Tennessee. Last season Wolf caught 77 passes for 885 yards and 14 TDs. Also returning are senior DL/OL Wes Hagerman (6-2, 250) and senior LB/RB Paul Dues (6-3, 185). Hagerman is a four-year starter, while Dues had 67.5 tackles, four forced fumbles and three INTs last year. Due to the MAC's revolving schedule, the Wildcats don't face Marion Local during the regular season, so a victory over the Cavaliers would make their road to a MAC title much easier.

History vs Minster

- Overall Record: 45-13-1
- Last 10 Seasons: 10-1
- Coach Otten's Record: 2-1
- Last Season: Coldwater won 34-6
- Current Streak: 1 win
- Largest Margin of Victory (60) 60-0 in 2007
- Largest Margin of Defeat (39) 53-14 in 1993

Week 4 Results

Anna 6 Versailles 28
Coldwater 41 St Johns 6
Kenton 32 Van Wert 0
Marion Local 33 Ft Recovery 0
New Bremen 0 Parkway 7
St Charles 7 Bishop Hartley 20
St Henry 0 Minster 7

Week 5 Matchups

Ft Recovery at Parkway
Minster at Coldwater
Perry (PA) at Bishop Hartley
Shawnee at Kenton
St Henry at New Bremen
St Johns at Anna
Versailles at Marion Local

Midwest Athletic Conference Standings

Team	MAC	OA
Marion Local	2-0	4-0
Coldwater	2-0	3-1
Minster	2-0	2-2
Anna	1-1	2-2
Parkway	1-1	2-2
St Johns	1-1	1-3
Versailles	1-1	1-3
Ft Recovery	0-2	2-2
New Bremen	0-2	0-4
St Henry	0-2	0-4
Kenton (4-0), Hartley (3-1)		

Region 16 Standings

Team	Pts
1 Orrville (4-0)	8.21
2 Columbia (4-0)	7.44
3 Pemberville Eastwood (3-1)	7.14
4 Loudonville (4-0)	6.61
5 Liberty-Benton (4-0)	5.85
6 Coldwater (3-1)	5.72
7 Huron (3-1)	5.54
8 West Salem (3-1)	5.53

CAVALIER Football Weekly



2013 Issue 6

May 28, 2014

By Chris Cron - Coldwater Football Statistician

Quick Start Leads to Cavalier Victory

Special teams and the legs of Brody Hoying allowed Coldwater to jump out to a large halftime lead and the defense sealed the deal in the second half as the Cavaliers defeated the Minster Wildcats by a final score of 35-13.

Coldwater struck first taking their opening drive into the endzone as Hoying scored on a 13 yard run. Minster followed a three and out with a short punt which Drew Otten ran 51 yards to pay dirt. But the Cats regrouped and a short time later used a nine play drive to bring the score to 14-7 to end the first quarter.

The second quarter is one the Minster would like to forget. Adam Klosterman returned a punt 62 yards for a score and two minutes later Hoying scrambled from 31 yards out to press Coldwater's advantage to 28-7. Then with just two minutes remaining in the half Hoying scored again from 17 yards out to take the teams to the locker room with Coldwater leading 35-7.

The second half moved quickly as Minster opened the half with a 14 play drive deep into Coldwater territory but came up empty. Coldwater answered with 15 play drive of their own but also failed to score. The Cats put up a final score with 7 minutes to play but that was as close as they could get.

The final stats indicated a game which was much closer than the final score. Minster outgained Coldwater by 10 yards, 238-228, but the Cavalier defense stiffened inside the red zone.

Hoying put up some more big numbers on the evening as he tallied 292 yards of total offense, 144 yards on 14 carries for three touchdowns and 148 yards on 12 of 25 passing. Adam Klosterman caught three passes for 77 yards and turned his one

punt return into a 62 yard score. Drew Otten had a 51 yard punt return for a score. Matt Kremer continues to shine in the kicking game making all five of his extra point attempts and two of his six kickoffs resulted in touchbacks.

The win moves Coldwater to 4-1 overall and 3-0 in the MAC. They stand alone with Marion Local (5-0, 3-0) at the top of the MAC standings. Also, in the Harbin Standings, the Cavs moved up three spots into third place with five games to play.

Next Up – The Backyard Battle

They call it the Backyard Battle, but for the last 16 years the battle has been rather lopsided. Coldwater has won the last 17 meeting including 2 victories in the 2009 season. During the steak Coldwater has won 3 overtime games and in the last nine regular season meetings the Cavaliers have held the Redskins to 7 points or less including three shut outs.

St. Henry enters this game with a 1-4 record having shutout New Bremen 42-0 last week under first year head coach Brad Luthman who won a state title as a player at Versailles and spent the last two seasons on Marion Local's staff. He inherited a team that returns two second team All-MAC players in senior RB Adam Reichert and senior DB Tyler Schwieterman.

History vs St. Henry

- Overall Record: 30-10-1
- Last 10 Seasons: 10-0
- Coach Otten's Record: 3-0
- Current Streak: 17 wins (last loss was in 1996)
- Last Season: Coldwater won 41-7
- Largest Margin of Victory (56) 56-0 in 2001
- Largest Margin of Defeat (40) 60-20 in 1989

Week 4 Results

Ft Recovery 14 Parkway 43
Minster 13 Coldwater 35
Perry (PA) 7 Bishop Hartley 62
Shawnee 0 Kenton 46
St Henry 42 New Bremen 0
St Johns 34 Anna 27
Versailles 0 Marion Local 28

Week 5 Matchups

Anna at Minster
Bishop Hartley at Bishop Watterson
Coldwater at St Henry
Marion Local at St Johns
New Bremen at Ft Recovery
Ottawa-Glandorf at Kenton
Parkway at Versailles

Midwest Athletic Conference Standings

Team	MAC	OA
Marion Local	3-0	5-0
Coldwater	3-0	4-1
Parkway	2-1	3-2
Minster	2-1	2-3
St Johns	2-1	2-3
Anna	1-2	2-3
St Henry	1-2	1-4
Versailles	1-2	1-4
Ft Recovery	0-3	2-3
New Bremen	0-3	0-5
Kenton (5-0), Hartley (4-1)		

Region 16 Standings

Team	Pts
1 Loudonville (5-0)	8.05
2 Columbia (5-0)	7.90
3 Coldwater (4-1)	7.40
4 Orrville (4-1)	7.30
5 Northwestern (4-1)	7.20
6 Eastwood (3-2)	6.95
7 Norwayne (4-1)	6.75
8 Liberty-Benton (5-0)	6.75
9 Huron (3-2)	5.30

CAVALIER Football Weekly



2013 Issue 7

May 28, 2014

By Chris Cron - Coldwater Football Statistician

Cavaliers Dominate the Skins

The Coldwater Cavaliers continued their quest for an MAC title Friday night with a 35-6 victory over the St. Henry Redskins. Save for five penalties and a lost fumble, it was nearly a perfect night for the Cavs.

The offense had just six possession on the evening and scored on their first five. They rushed for 231 yards and threw for 174 in 43 plays, averaging over 9 yards per play.

The defense, which gave up a touchdown on the last play of the first half, allowed just 179 total yards, recovered two fumbles, intercepted one pass and stopped St. Henry on two trips into the red zone.

Brody Hoying and Adam Klosterman led the offensive charge for the Cavaliers. Hoying nearly had a perfect passing night, completing 10 of 11 passes for 174 yards and two touchdowns. But his most exciting plays were his rushing attempts. Hoying juke, stutter-stepped, bolted and sprinted his way to 136 yards on 10 carries and two more touchdowns. His most impressive run came on a 73 yard touchdown run on the opening possession of the third quarter to dash what ever hope St. Henry had at victory. Meanwhile Klosterman caught four of Hoying's passes for 98 yards and one score.

St. Henry shanked the punt on their opening possession give Coldwater the ball at their own 40 yard line. Coldwater moved to the one yard line in four plays, and it appear disaster struck as they fumbled the ball on their next play. But Matt Kremer reacted from his split end possession and recovered the ball in the end zone. He then added the PAT to put Coldwater up 7-0.

Mitch Schoenherr caught a 13 yard pass from Hoying on the first play of the second quarter to cap an 84 yard drive and the Cavs led 14-0. Late in the second Hoying scored on a 13 yard run to complete an 80 yard drive. After his 73 yard run to put Coldwater on top 28-6, Hoying found Klosterman on a 15 yard pass with just over 4 minutes to play to complete the scoring for the evening. Kremer was perfect on PATs, going 5 for 5.

Late in the game with the second string doing the mop up work, senior running back Nick Staughler had the best night of his career netting 46 yards on 8 carries including a hard fought 14 yard run for a much needed first down.

The win pushes Coldwater to 5-1 and 4-0 in the MAC. St. Henry drops to 1-5 and 1-3 in league play.

Next Up – Anna

Coldwater returns home next week to host the Anna Rockets. The Rockets have struggled to a 2-4 record and just one win in four MAC games. Last week they lost to Minster in a high scoring affair 41-34 as Minster completed an 85 yard pass play with just 1:46 left in the game to ground the Rockets.

History vs The Rockets

- Overall Record: 8-1
- Coach Otten's Record: 3-0
- Current Streak: 3 wins
- Last Season: Coldwater won 7-0
- Largest Margin of Victory (27) 35-8 in 2007
- Largest Margin of Defeat (10) 38-28 in 2010
- Anna is 39-19 in MAC play since joining in 2006

Week 6 Results

Anna 34 Minster 41
Bishop Hartley 35 Bishop Watterson 14
Coldwater 35 St Henry 6
Marion Local 28 St Johns 14
New Bremen 6 Ft Recovery 24
Ottawa-Glandorf 10 Kenton 34
Parkway 14 Versailles 38

Week 7 Matchups

Anna at Coldwater
Bishop Hartley at Bishop Luers (IN)
Ft Recovery at St Johns
Kenton at Elida
Marion Local at St Henry
Parkway at Minster
Versailles at New Bremen

Midwest Athletic Conference Standings

Team	MAC	OA
Marion Local	4-0	6-0
Coldwater	4-0	5-1
Minster	3-1	3-3
Parkway	2-2	3-3
St Johns	2-2	2-4
Versailles	2-2	2-4
Ft Recovery	1-3	3-3
Anna	1-3	2-4
St Henry	1-3	1-5
New Bremen	0-4	0-6
Kenton (6-0), Hartley (5-1)		

Region 16 Standings

Team	Pts
1 Columbia (6-0)	11.23
2 Eastwood (4-2)	10.20
3 Coldwater (5-1)	9.23
4 Loudonville (6-0)	9.03
5 West Salem NW (5-1)	8.60
6 Huron (4-2)	8.55
7 Orrville (4-2)	7.93
8 Liberty-Benton (5-0)	7.88



Turnovers Crash the Rockets

The Coldwater Cavaliers converted three turnovers into points during the first seven minutes of the game and did not look back enroute to a 43-7 defeat of the Anna Rockets at Cavalier Stadium Friday night.

Adam Klosterman intercepted a pass at the 10:44 mark and returned it 50 yards for a touchdown. Three minutes later Brody Hoying capped a 2 play 69 yard drive with a 16 yard touchdown run and then with 5:04 left on the first quarter clock Matt Kremer nailed a 22 yard field goal and Coldwater led 16-0.

Then Brody Hoying went on a tear. He score three more times in the first half on runs of 11, 14 and 1 yard and Coldwater took a commanding 37-0 lead into the locker room at halftime.

In the second half, as is his habit when sporting a commanding, Coach Chip Otten emphasized the running game to bleed the clock and gave second teamers significant playing time. This led to a 1 yard touchdown run by Chris Post to complete the Coldwater scoring. Anna, who at times were able to move the ball effectively, finally crossed the goal line with 10 minutes to play for their only score. On the night the Rockets tallied 225 yards of total offense, but 3 interceptions and losing three of four fumbles killed their best drives.

Hoying finished with 76 yards and four TDs, Kraig Schoenheer tallied 42 yards and Post another 23 yards. The passing game was not particularly effective on the evening as Hoying completed just 5 of 10 passes for 80 yards and one interception. Drew Otten caught two passes for 40 yards and Derek

Thobe caught two more for 29 yards. For the defense Klosterman, Otten and Aaron Harlamert each had one interception.

Anna drops to 2-5 and 1-4 in league play while the victory pushes Coldwater to 6-1 and 5-0 in the MAC. The win also sets up the game which will decide who wins the MAC title in 2013.

Next Up – Marion Local

The Marion Local Flyers, defending Division 6 State Champions, enter this seasons game with the Cavaliers sporting a perfect 7-0 record. The Flyers return most of their starters from last season including Senior QB Adam Bertke who is verbally committed to the University of Pittsburg. Unfortunately Bertke broke a bone in his throwing hand in week 5 and will not see action against the Cavaliers. Junior RB/DB Jacey Goette-moeller is one of Ohio's premier players and a first team All-MAC selection as a sophomore. He tweaked his ankle in that same week 5 game but should see playing time against the Cavaliers. Despite these injuries the Flyers are still loaded with talent and this game will be of great interest across the entire state of Ohio.

History vs The Flyers

- Overall Record: 32-24-4
- Last 10 Seasons: 8-2
- Coach Otten's Record: 2-1
- Current Streak: 1 wins
- Last Season: Coldwater won 27-0
- Largest Margin of Victory (50) 50-0 in 1960
- Largest Margin of Defeat (30) 36-6 in 1993

Week 7 Results

Anna 7 Coldwater 43
 Bishop Hartley 49 Bishop Luers (IN) 27
 Ft Recovery 8 St Johns 28
 Kenton 48 Elida 2
 Marion Local 35 St Henry 7
 Parkway 19 Minster 41
 Versailles 31 New Bremen 0

Week 8 Matchups

Bath at Kenton
 Coldwater at Marion Local
 Ironton at Bishop Hartley
 Minster at Ft Recovery
 New Bremen at Anna
 St Henry at Parkway
 St Johns at Versailles

Midwest Athletic Conference Standings

Team	MAC	OA
Marion Local	5-0	7-0
Coldwater	5-0	6-1
Minster	4-1	4-3
St Johns	3-2	3-4
Versailles	3-2	3-4
Parkway	2-3	3-4
Ft Recovery	1-4	3-4
Anna	1-4	2-5
St Henry	1-4	1-6
New Bremen	0-5	0-7
Kenton (7-0), Hartley (6-1)		

Region 16 Standings

Team	Pts
1 Columbia (7-0)	12.55
2 West Salem (6-1)	11.67
3 Coldwater (6-1)	11.63
4 Loudonville (7-0)	11.49
5 Huron (5-2)	11.25
6 Eastwood (5-2)	10.84
7 Liberty-Benton (6-0)	10.81
8 Doylestown (5-2)	9.98
9 Norwayne (5-2)	8.54
10 Liberty Center (5-2)	8.11

CAVALIER Football Weekly



2013 Issue 9

May 28, 2014

By Chris Cron - Coldwater Football Statistician

Flyers Deal the Cavaliers a Lopsided Loss

The Marion Local Flyers totally dominated the Coldwater Cavaliers before a standing room only crowd at Booster Field in Maria Stein Friday night by a final score of 47-14. The Flyers overwhelmed the younger Cavalier squad on both sides of football. Their defense proved stronger and quicker than Coldwater's and their offense used big plays, usually the hallmark of Coldwater teams, to put the Cavaliers away in swift fashion.

The first quarter was the only one that was really competitive as the Flyers scored first on an 8 play 32 yard drive to take a 6-0 lead at the 6:42 mark. Coldwater answered immediately as Brody Hoying hooked up with Adam Klosterman on a 19 yard pass to give the Cavaliers a brief 7-6 lead. Marion Local came right back with a 7 play 67 yard drive, scoring on a 41 yard pass to take the lead back at 12-7.

On Coldwater's next possession the Flyers recovered a fumble at the Cavalier four yard line. It only took one play to score again and the Flyers led 19-7 as the second quarter began. The Flyers scored two more times in the second, each time on one play drives. Early in the third they again scored on a one play drive to take a 40-7 lead.

Coldwater scored it's final touchdown with 3:28 to play in the third quarter as Hoying again hooked up with Klosterman on a 12 yard pass to close the gap to 40-14. But the Flyers added one more score midway through the final period to set the final score at 47-14.

Dropped balls and turnovers hurt the Cavaliers most. The Flyers intercepted two passes and recovered one of the Cavalier's six fumbles. Most of the dropped balls occurred in the

Coldwater back field as the result of a missed hand-off or good 'ole slobber-knocker hits by the Flyer defenders. And that pretty well sums up the game. Marion Local was more aggressive and executed the finer football skills better than Coldwater did on this night.

Hoying led the Cavalier attack on offense with 127 yards rushing on 17 carries. Those yards were hard fought as he was sacked for a total of -40 yards. Hoying completed only 9 of his 21 passes for 71 yards and 1 interception. Klosterman caught 4 passes for 47 yards and Drew Otten caught two more for 17 yards. Coldwater totaled 275 yards of offense on the night while Marion Local rushed for 122 and passed for another 213 for a total of 335 yards.

The Cavaliers drop to 6-2 overall and into a second place tie with Minster at 5-1 in the MAC. Marion Local stays perfect on the year at 8-0 (6-0 MAC) and should be the odds-on-favorite to play for the inaugural Division VII state title in Stark County come December.

Next Up – Parkway Panthers

- Overall Record: 46-6-1
- Last 10 Seasons: 10-0
- Coach Otten's Record: 3-0
- Current Streak: 24 wins
- Last Season: Coldwater won 47-6
- Largest Margin of Victory (70) 70-0 in 2005
- Largest Margin of Defeat (28) 28-0 in 1973

The Parkway game will be the 800th football game for the Coldwater program whose all time record is 514-264-21 (64%). In the MAC (which is celebrating its 40th birthday this year) the Cavs are 211-62-2 (77%) and since 1995 the record is 211-41 (81%).

Week 8 Results

Bath 6 Kenton 62
Coldwater 14 Marion Local 47
Ironton 0 Bishop Hartley 54
Minster 35 Ft Recovery 13
New Bremen 6 Anna 49
St Henry 21 Parkway 7
St Johns 27 Versailles 16

Week 9 Matchups

Bishop Hartley at Withrow
Ft Recovery at St Henry
Kenton at Celina
Marion Local at Anna
Parkway at Coldwater
St Johns at New Bremen
Versailles at Minster

Midwest Athletic Conference Standings

Team	MAC	OA
Marion Local	6-0	8-0
Coldwater	5-1	6-2
Minster	5-1	5-3
St Johns	4-2	4-4
Versailles	3-3	3-5
Anna	2-4	3-5
Parkway	2-4	3-5
St Henry	2-4	2-6
Ft Recovery	1-5	3-5
New Bremen	0-6	0-8
Kenton (8-0), Hartley (7-1)		

Region 16 Standings

Team	Pts
1 Columbia (8-0)	15.80
2 Eastwood (6-2)	15.23
3 Northwestern (7-1)	14.79
4 Loudonville (8-0)	14.64
5 Liberty-Benton (7-0)	14.02
6 Coldwater (6-2)	13.25
7 Huron (6-2)	12.85
8 Chippewa (6-2)	11.76
9 Elyria Catholic (5-3)	10.75
10 Marion Pleasant (5-3)	9.26

CAVALIER Football Weekly



2013 Issue 10

May 28, 2014

By Chris Cron - Coldwater Football Statistician

Cavaliers Get Back on Track with Victory Over Parkway

It only took fifteen seconds for the Coldwater Cavaliers to rebound from their stinging defeat at Marion Local. Brody Hoying intercepted a Parkway pass on the first play from scrimmage and returned it 21 yards for a touchdown. Coldwater scored another 21 first quarter points and never looked back enroute to a convincing 48-6 victory over the Panthers.

Parkway has hampered by the loss of three of their starters due to injuries and unlike Coldwater they lack depth. The Cavaliers starters began stepping out midway through the second quarter giving the junior varsity significant playing time under the Friday night lights.

On the Cavaliers second possession, Hoying scored on a 28 yard run then on their next series he found Matt Kramer on a three yard pass for Kramer's first receiving TD of the season. On their fourth possession of the first quarter Hoying scored again on an 8 yard run.

Nick Staugler got in on the scoring action as he opened the second quarter with a 3 yard TD run. Late in the second Kramer caught his second TD pass, this time from the arm of sophomore quarterback Jack Hemmelgarn from 27 yards out.

Kramer was good on five of his six PAT kicks and Coldwater went to the locker room leading 41-0.

The second half was pretty uneventful as Coach Chip Otten made maximum use of his reserves and working mostly from the rushing pages of the playbook just salted the game away. On the night, Coldwater utilized 11 rushers, 9 receivers and three quarterbacks, two kickers and two punters. The Caval-

iers ran the ball 39 times for 382 yards led by Kraig Schoenherr's 63 yards, Mitch Schoenherr's 47 and Hoying's 36.

Hoying was 6 for 6 passing for 89 yards, Hemmelgarn 8 of 12 for 76 and Greg Gilliland, who played his first game since breaking his collarbone in the preseason was 1 of 3 for 8 yards. In total the three QBs were 15 of 21 for 173 yards. Adam Klosterman had 44 yards receiving, Kramer had 39 yards and Drew Otten had 34 yards.

Defensively the Cavaliers allowed 150 yards on the ground and just 61 through the air for a total of 211 yards. Derek Thobe had 1 interception in addition to Hoying big pick-6.

With the victory, Coldwater moves to 7-2 while Parkway drops to 3-6. Parkway has not defeated Coldwater since a 33-7 decision in 1988, a twenty five year drought for the Panthers.

Next up Coldwater makes the 12 mile drive to Fort Recovery to face the 3-6 Indians. The Fort has never defeated Coldwater on the gridiron as the Cavs have won all 14 of their meetings since the Indians joined the MAC.

History – Ft. Recovery Indians

- Overall Record: 14-0
- Coach Otten's Record: 1-0
- Last Season: Coldwater won 55-0
- Largest Margin of Victory (56) 56-0 in 2005
- Cumulative Score for the 14 games: 648-7

Coldwater currently stands 5th in Region 16. With a victory in week 10 and a little help they could move as high as 2nd and earn another home game in week 11. The worst they can finish is 7th.

Week 9 Results

Bishop Hartley 42 Withrow 6
 Ft Recovery 14 St Henry 28
 Kenton 28 Celina 14
 Marion Local 14 Anna 3
 Parkway 6 Coldwater 48
 St Johns 48 New Bremen 12
 Versailles 21 Minster 28

Week 10 Matchups

Anna at Parkway
 Bishop Hartley at Bishop Ready
 Coldwater at Ft Recovery
 Defiance at Kenton
 Minster at St Johns
 New Bremen at Marion Local
 St Henry at Versailles

Midwest Athletic Conference Standings

Team	MAC	OA
Marion Local	7-0	9-0
Coldwater	6-1	7-2
Minster	6-1	6-3
St Johns	5-2	5-4
St Henry	3-4	3-6
Versailles	3-4	3-6
Anna	2-5	3-6
Parkway	2-5	3-6
Ft Recovery	1-6	3-6
New Bremen	0-7	0-9
Kenton (9-0), Hartley (8-1)		

Region 16 Standings

Team	Pts	Hi/Lo
1 Columbia (9-0)	18.71	1/5
2 Northwestern (8-1)	16.82	1/7
3 Liberty-Benton (8-0)	16.79	1/7
4 Eastwood (7-2)	16.54	1/7
5 Coldwater (7-2)	16.21	2/7
6 Huron (7-2)	15.39	1/Out
7 Loudonville (8-1)	15.37	3/Out
8 Chippewa (7-2)	13.07	6/Out

CAVALIER Football Weekly



2013 Issue 10

May 28, 2014

By Chris Cron - Coldwater Football Statistician

Cavaliers Defeat the Indians - Ready for Playoffs

For the second week in a row the Coldwater Cavaliers faced a less talented opponent and the results were nearly identical. The Cavs scored three touchdowns in both the first and second quarters en-route to a 42-14 victory over the Ft. Recovery Indians. The victory give the Cavs sole possession of 2nd place the MAC with a 7-1 record and 8-2 overall. They will travel to Pemberville and face the Eastwood Eagles in the Regional Quarterfinals of the OHSAA Playoffs next Saturday.

All of Coldwater's scoring came between the 5:00 mark of the first quarter and the 8:17 mark of the second quarter or 9:43 of game time but just 3:16 of possession time. That's 42 points in just over three minutes of play.

Adam Klosterman drew first blood as he caught a perfect over the shoulder 53 yard pass from Brody Hoying. At the 1:12 mark Hoying scampered 47 yards for a score and just 34 seconds later he hit Kraig Schoenheer with a 45 yard TD strike. With just 16 seconds expired on the 2nd quarter clock, Hoying scored again on a 21 yard rush. Later the Cavs scored two more times in 42 seconds as Jason Bills got his first touchdown of the season on a 2 yard pass from Hoying and Klosterman closed out the scoring with a 27 yard interception return. In total the Cavaliers ran 12 plays (including the interception) gaining

195 yards and 42 points which includes 6 PATs by Kyle McKibben who replaced the injured Matt Kremer.

For the evening, Hoying rushed 3 times for 77 yards and 2 TDs. He was 5 of 7 passing for 114 and 3 scores. On the season Hoying has run for 1011 yards and thrown for 1328 more.

The reserves again played the last 2 ½ quarters so the final stats make the game look closer than it was. Coldwater ran 36 plays for 244 yards while the Indians ran 66 plays for 238 yards.

Week 11

Coldwater will begin their 2013 playoff quest as they travel to

Pemberville to face the 8-2 Eagles. This will be the first meeting between these teams. Eastwood is a member of the Northern Buckeye Conference where they finished second to Genoa Area who was a perfect 10-0.

The Eagles are lead by Head Coach Jerry Rutherford who has been at Eastwood since 1981 (32 years). His teams have won 9 NBC titles and been to the playoffs seven times, their last appearance was in 2011, where they have posted a 6-7 record.

Eastwood appears to be a good matchup for Coldwater. They have scored 416 points while allowing just 143. Comparatively Coldwater has scored 332 and allowed 137.

Offensively they are led by Deven Snowden who has 134 rushes for 1106 yards and 14 TDs. Also, Grant Geiser has 54 rushes for 451 yards and 10 TDs. Their quarterback is Jake Schmeitz who in ten games has completed 39 of 70 passes for 623 yards and 12 TDs with 5 interceptions. His favorite receivers are Michael Flipse, 10 catches for 229 yards 6 TDs, and Grant Peters 11 catches for 124 yards and 3 TDs. The Eagles rely on their ground attack which is 82% of their offense and is averaging 7 yards per carry.

On defense the Eagles main stopper is Geiser who has 99 tackles, 15 for loss. Michael Glaze also has 15 tackles for loss and a team leading 7 sacks. Jordan Faykosh has 4 of the teams 11 interceptions. As a team Eastwood is plus 13 in turnovers (12 to 25).

Coldwater owns the longest active streak of playoffs appearances at 17-straight years, including playing in the state championship game in each of the last four seasons. Until last year, Columbus St. Francis DeSales owned the longest active streak at 18-straight years.

The MAC sends three teams to the playoffs this season including Marion Local and Delphos St. John. The MAC has won more state football titles than any other conference in the state. Delphos St. John's, Marion Local, St Henry and Versailles each have 6, Coldwater has 3 and Minster has 1 for a total of 28. The Greater Catholic League of Cincinnati is number 2 with 19 titles.

OHSAA Playoff Victories

1. Newark Catholic, 67
2. Cleveland St. Ignatius, 63
3. Youngstown Cardinal Mooney, 56
4. Coldwater, 50
- T-5. Delphos St. John's, Mogadore, 49
7. Maria Stein Marion Local, 48
- T-8. Columbus St. Francis DeSales, 47
- T-8. Steubenville, 47
- T-10. Versailles, 44
- T-10. Ironton, 44

OHSAA Playoff Winning Percentage (minimum 50 playoff games)

1. Delphos St. John's, 49-9, 85%
2. Maria Stein Marion Local, 48-9, 84%
3. Cleveland St. Ignatius, 63-13, 82.9%
4. St. Henry, 43-9, 82.7%
5. Versailles, 44-11, 80%
7. Coldwater, 50-15, 76.9%
6. Youngstown Mooney, 56-17, 76.7%
8. Newark Catholic, 67-24, 74%
9. Columbus DeSales, 47-19, 72%
10. Steubenville, 47-22, 68%

Week 10 Results

Anna 42 Parkway 20
 Bishop Hartley 21 Bishop Ready 14
 Coldwater 42 Ft Recovery 14
 Defiance 8 Kenton 62
 Minster 28 St Johns 35
 New Bremen 6 Marion Local 42
 St Henry 23 Versailles 21

Final MAC Standings

Team	MAC	OA
Marion Local	8-0	10-0
Coldwater	7-1	8-2
Minster	6-2	6-4
St Johns	6-2	6-4
St Henry	4-4	4-6
Anna	3-5	4-6
Versailles	3-5	3-7
Parkway	2-6	3-7
Ft Recovery	1-7	3-7
New Bremen	0-8	0-10
Kenton (10-0), Hartley (9-1)		

CAVALIER Football Weekly



2013 Issue 11

May 28, 2014

By Chris Cron - Coldwater Football Statistician

Strong Third Quarter Spurs Cavaliers Over the Eagles

The first half of the Region 16 quarter final between the Coldwater Cavaliers and the Eastwood Eagles looked like an even matchup between two 8-2 squads. But Coldwater scored three touchdowns to open the second half with the determination of a veteran playoff team and ended the Eagles season by a final score of 42-16.

Eastwood took the opening kickoff 65 yards in 14 plays to take an early 6-0 lead. But when the Cavaliers found the end zone on their first three possessions to take a 21-6 lead midway into the second quarter it looked like the Cavs would run away with it. Undeterred the Eagles scored on a 3 yard run and a 24 yard field goal to close the first half with Coldwater's lead trimmed to 21-16.

Coldwater's first drive of the game was every bit the grinding display that the Eagles first drive was covering 69 yard in 11 plays. Hoying scored on a 5 yard run and with Matt Kremer's PAT kick the Cavaliers took back the lead 7-6. On their next possession the Cavs wasted little time needing only three plays to cover 69 yards as Hoying scored on a nifty run from 49 yards out. He scored again on an 8 yard run before Eastwood reasserted themselves to cut their halftime deficit to 5 points.

In the third quarter, Coldwater decided that though Eastwood had a formidable ground game, it took too long for them to score. If they could put together a couple of scores and shut down the Eagles ground attack they would enjoy the long bus ride home. So the Cavs used a strong ground attack of their own, passed to keep the defense honest and turning up the amplitude on defense.

The Cavs deferred the coin flip to start the game so they got the football to start the second half and drove 80 yards in 11 plays, capped by a 19 yard pass from Hoying to Drew Otten. Two plays into the Eagles ensuing possession they fumbled the football and Coldwater recovered it at the Eastwood 28. Hoying scored his fourth TD on a 13 yard run four plays later, and with just 5 minutes gone in the third Coldwater led 35-16. Mitch Schoenherr scored on a two yard run with 10 seconds remaining in the third to set the final score. The Cavalier offense finished the night with 40 carries for 272 yards, 7 catches for 98 yards passing for a total of 370 yards of offense.

The Cavalier defense totally shut down the Eagles offense as they allowed just 57 yards of rushing in the second half. For the game they allowed just 137 yards on the ground and 56 through the air for a total of 193 yards.

Individually the Cavaliers were again led by Brody Hoying who carried the ball 26 times for 223 yards and completed 7 of his 12 passes for 98 yards and one interception. Drew Otten caught 2 passes for 42 yards and one TD. Matt Kremer was perfect on his 6 PATs which is admirable considering the gusting winds during the game.

Brody Hoying's 223 rushing yards are the most yards achieved in a single game since Kevin Hoying tallied 253 yards versus Minster in 2002. Kevin holds the single game record with 302 rushing yards earlier in 2002 versus rival St. Henry.

Next: Doylestown Chippewa

Up next for Coldwater will be another team they will meet for the first time, the Chipps of Chippewa High School. Chippewa is located in Doylestown which is just southwest of Akron. This is the second playoff appearance for the Chipps having played two games in 1999.

Hailing from the Wayne County Athletic League where they finished in 2nd place behind Northwestern, the Chipps are the Cinderella story of Division 5 this season. Between 2010 and 2012 they won just one game. This season they are 9-2 and last week they defeated the #1 seed Columbia 62-28, the most points they have scored in a game this season. The Chipps scored two quick touchdowns to start the game and never looked back. Three of their touchdowns came on a 60 yard pass, an 87 yard kickoff return and a 50 yard interception return. It was a total victory for Chippewa and they will come into the Region 16 semifinal with a lot of confidence.

The game will be played at Frost-Kalnow Stadium in Tiffin. This is the second visit to Tiffin for a game, but not unfamiliar to the Coldwater program. Frost-Kalnow was a frequent practice stop for the team on their trips to Stark County for the State Finals. They last played there in the 2000 Regional Final when they defeated Wellington 38-7.

Regional Quarterfinal Results

Of the 16 games played in Division V on Saturday night, six of the games were seeding upsets. All the Region 18 high seeds won their games, but all Region 16 high seeds lost their games.

Region 15

1 Akron Manchester	19	3 Gates Mills Gilmour	57
8 Youngstown Ursuline	16	6 Beachwood	14
2 Columbiana Crestview	35	4 Navarre Fairless	51
7 Youngstown Liberty	26	5 Black River	42

Region 16

1 Columbia	28	3 Northwestern	08
8 Chippewa	62	6 Loudonville	20
2 Liberty-Benton	14	4 Eastwood	16
7 Huron 2	08	5 Coldwater	42

Region 17

1 Columbus Hartley	64	3 Wheelersburg	40
8 Zane Trace	07	6 Fairland	21
2 Martins Ferry	30	4 St. Clairsville	00
7 Westfall	28	5 Liberty Union	31

Region 18

1 West Jefferson	42	3 Hamilton Badin	37
8 Waynesville	38	6 Mariemont	13
2 CHCA	19	4 North Union	56
7 Maderia	00	5 Chamainade Julienne	28

From JHuddle: "This is by far – across the board – the worst season for Midwest Athletic Conference football in at least a decade. Top to bottom the conference was not itself. That being said, the MAC had three teams in the playoffs and all three won Saturday. Surprise. The MAC is now 51-1 in regional quarterfinal games (against non-MAC teams)." Coldwater defeated Eastwood 42-16, Marion Local beat Ft. Loramie 62-14 and Delphos St. John outlasted Leipsic 33-18.



Coldwater Defeats Chippewa 49-21

The Coldwater Cavaliers continued their march to Canton as they ended the Chippewa Chipps cinderella post-season with a dominating 49-21 victory.

The game was not as close as the score might indicate. Coldwater scored 42 unanswered points before pulling their starters in the first two minutes of the third quarter. The JVs score once against the Chipps who did not pull their starters until the last five minutes of the game after scoring three touchdowns against Coldwater reserves.

Adam Klosterman started the scoring when he caught a 13 yard pass from Brody Hoying. Hoying then scored on a 3 yard run and the Cavaliers led 14-0 after one quarter.

Midway through the second quarter Hoying scored on a 67 yard run and later Drew Otten picked up his first rushing touchdown of the season (29 yards) with 1:25 to play in the first half to move the Cavs advantage to 28-0. Coldwater was physically dominating Chippewa and the Chipps responded by getting a little 'chippy', picking up a personal foul after Otten scored.

The Cavaliers took that a little personally on the Chipps ensuing drive. Using their stopping power on defense as well as their 3 remaining time outs, the Cavs forced the Chipps into a three and out. The Cavs pressured the punter and the result was a 26 punt that Adam Klosterman returned 42 yards to the Chippewa 26 yard line with 42 seconds remaining in the first half. On the Cavs first play, they went for the kill as Hoying found Derek Thobe on a 26 yard pass and the Cavs led 35-0 at half time.

Coldwater racked up 301 first half yards while holding rush-centric Chippewa to a just 4 yards rushing and 48 yards passing.

Coldwater scored two more times in the third on a Mitch Schoenherr 3 yard run and reserve running back Chris Post scored on a 40 yard run to close out the Coldwater scoring.

Though traditionally a passing team, Coldwater rushed 32 times for 242 yards; a 7.5 average per carry. Hoying had 100 yards on 12 carries, Otten totaled 61 yards on 3 totes. Chris Post carried it 2 times for 41 yards and Cory Selhorst had three carries for 21 yards.

Hoying was an efficient 8 of 11 passing for 143 yards and 2 touchdowns. Derek Thobe led the receiver corps with three catches for 80 yards, Mitch Schoenherr had a 28 yard catch and Adam Klosterman caught 2 passes for 22 yards.

Defensively two Cavaliers intercepted passes - Brandon Kunk and Adam Klosterman. Chippewa finished the game with 288 yards, 205 on the ground and 83 by pass, most of which was achieved while facing the Cavs reserves. Chippewa committed three turnovers; 2 picks and a fumble.

Chippewa's head coach commented after the game that he was very impressed with Coldwater's team speed, especially the defensive line-man who were able to make tackles on the edges near the line of scrimmage. They had not experienced that kind of speed all year.

The victory moves Coldwater to 10-2 overall and it represents the 14th consecutive season the Cavs have registered double digit victories.

Next: The Regional Championship and the Huron Tigers

Coldwater now moves on to the Region 16 championship game versus the 9-3 Huron Tigers. The game will be played at Findlay Donnell Stadium. Coldwater is 3-1 all time at Donnell. They last played there in 2009, a 35-24 victory over Patrick Henry in a state semifinal matchup.

The Tigers earned an appearance in the final by defeating Loudonville 17-13, scoring a go ahead touchdown with just 1:33 to play. The Tigers have been to the playoffs 16 times, their deepest run was a 1993 state runner up finish. Their last appearance was in 2011 and their overall record in the playoffs currently stands at 16-15.

This will be the third meeting between the Cavs and Tigers. Coldwater holds a 2-0 edge in the series (19-6 in 2004 and 28-0 in 2005). Coincidentally this will Huron's first regional final since their defeat in 2005.

For the Cavs it will be their 15th appearance in a regional final where they have compiled a 11-3 record. They will be looking to win their 5th consecutive regional crown.

Regional Semifinal Results

Region 15

1 Manchester	35	2 Crestview	27
5 Fairless	07	3 Gilmour Academy	26

Region 16

5 Coldwater	49	7 Huron	17
8 Chippewa	21	6 Loudonville	13

Region 17

1 Columbus Hartley	14	3 Wheelersburg	45
5 Liberty Union	07	2 Martins Ferry	00

Region 18

1 West Jefferson	37	3 Hamilton Badin	31
4 North Union	20	2 CHCA	17

MAC domination: All three MAC schools continued the conferences success in the OHSAA football playoffs. Marion Local's win over Covington (35-28), coupled with Coldwater's victory over Chippewa (49-14) in and Delphos St John's 42-10 win over Tiffin Calvert improves the league to 57-6 all-time in Regional Semifinals against non-MAC schools.

CAVALIER Football Weekly



2013 Issue 13

May 28, 2014

By Chris Cron - Coldwater Football Statistician

Coldwater Shocks Huron 60-13

At halftime of the Region 16 Championship game, members of the press in the Donnell Stadium press box were a little stunned. They had just witness the unexpected dismantling of the Huron Tigers by the Coldwater Cavaliers. The high powered Coldwater offense scored six times in the first half and the rock solid defense held the equally high powered Tiger offense to a paltry 30 yards of total offense and the Cavaliers led at half time 40-0.

For most of the season the script has played out for the Cavaliers in this way; start out fast, put the opposition into an hole before half time and the use ball control to cruise thru the second half and an easy victory. That was the story again on this night.

Coldwater took the opening kickoff and in just four plays drove 47 yards to score on Brody Hoying's 15 yard dash. On their second possession Hoying found Drew Otten on a 27 yard pass and Coldwater led 13-0. Then with just :37 remaining in the opening quarter, Hoying scored again on a 12 yard run. Coldwater then led 19-0 after one quarter.

The scoring continued for the Cavs in the second quarter as Hoying threw two touchdown passes, one to Mitch Schoenherr and the other to Adam Klosterman for 11 and 16 yards and then ran for another score himself from 4 yards out. In total the Cavaliers had seven possessions, ran 35 plays for a total of 347 yards, and took a commanding 40-0 lead into the locker room at halftime.

Coldwater score again in the third as Otten got his second score of the game on a 7 yard run and the Cavaliers pressed their advantage to 47-0. Then, after Coach Chip Otten began to utilize his reserves, Huron began to move the ball and scored twice, once in the third and early in the fourth to reduce the deficit to 47-13.

The Coldwater reserves proved up to the task as they scored twice in the fourth when Nick Staugler scored his second touchdown of the season on a 4 yard run and Kraig Schoenherr picked up a Huron fumble and sprinted 48 yards into the end zone for the final score of the evening. Coldwater's 60-13 victory was their largest margin of victory since a 55-0 shut out of Ft. Recovery last season and 60 points is the most points Coldwater has scored since putting up 63 on Clinton-Massie in the Regional final in 2007.

The individual stats were spread among many Cavaliers. Hoying led the way with 15 carries for 143 yards and three touchdowns. He threw for 161 more yards on 9 of 15 passing and three more touchdowns. Otten had 60 rushing yards, Mitch Schoenherr 55, Chris Post 17, Kraig Schoenherr and Nick Staugler chipped in 13 yards each. Four player caught passes; Mitch Schoenherr caught 4 for 71 yards, Klosterman had 4 more for 68 yards, Otten 1 for 27 and Matt Kramer had 1 for 18 yards.

Defensively, the Cavaliers held the Tigers to 127 rushing and 87 yards passing for a total of 214 yards in 58 plays. Kramer had one interception, Brandon Homan picked up a fumble and ran it for 35 yards in addition to Kraig Schoenherr's 48 yard fumble returned for a touchdown.

The victory moves Coldwater to 11-2 on the season and Huron bows out at 9-3. The Cavaliers are now owners of 12 titles in 15 Regional final appearances including wining five in a row and 9 of their last 10 since 2003.

Next: Division 5 State Semifinal vs West Jefferson Roughriders

For the second week in a row, Coldwater will meet up with a familiar foe. The West Jefferson Roughriders defeated Hamilton Badin 17-6 will face Coldwater at Piqua Alexander Stadium for a berth in the state title game. This will be the third meeting between Coldwater and WJ. They last meet in the 2010 and 2011 Regional Finals, both games were won by Coldwater 44-12 and 28-6.

WJ is 12-1 and the #1 seed out of Region 18. Their only loss came to Marion Local in week 2 by a score of 29-0. They are averaging 33 points on offense and allowing 13 on defense. Coldwater is averaging 37 and allowing 14 points per game. So it appears on paper to be a pretty event matchup. It will probably come down to who has the better athletes and who can best handle the pressure of a big game.

In the other half of the D5 bracket Bishop Hartley will face Akron Manchester. Hartley and Coldwater are favored to advance to the title game which would be a rematch of their week 2 game which Coldwater won 41-16. It will be an exciting weekend of football.

Division Regional Final Results

Region 15		Region 16	
1 Manchester	69	5 Coldwater	60
2 Crestview	21	7 Huron	13
Region 17		Region 18	
1 Columbus Hartley	42	1 West Jefferson	17
3 Wheelersburg	20	3 Hamilton Badin	06

MAC domination continues: The MAC continues to dominate the Division 5 and 7 football playoffs. In addition to Coldwater's victory, Marion Local shut down Triad 50-0 and Delphos St. John defeated Arlington 33-0. At half time of all three games on Saturday night the MAC led 104-0! Unfortunately only one MAC school is guaranteed to advance. The Flyers and BlueJays will meet next week in Wapak to determine who will represent the MAC the Division 7 title game. Most observers agree that the winner of this game will odds on favorite to win D7s crown.

Play 60 again? For the second year in a row the Cavaliers senior class has a chance to play in 60 football games during their high school career. Last years team was the first in the state of Ohio to reach the 60.

Playoff Success: Coldwater is now 53-15 in playoff games (78%). In state semifinal games they are 9-3, their last loss was to Versailles in 2004. The Cavs have won their last 8 playoff games and not lost since Kirtland in the 2011 state title game. Calpreps projects a 34-17 Coldwater victory over West Jefferson.



Coldwater Defeats West Jefferson To Advance to Title Game

The Coldwater Cavaliers arrived at Piqua's Alexander Stadium for their Division 5 State Semifinal matchup with the West Jefferson Roughriders loose and ready to play their 14th football game of the season. One would think that as this post season progressed a team trying to get to their fifth straight state final would start to show signs of pressure from ever increasing expectations. But not these Cavaliers. They were relaxed and ready to take on the next challenge and let tomorrow take care of itself.

By the end of the evening, the Cavaliers won a hard fought 35-10 victory over West Jefferson and a trip to the title game for a rematch with Columbus Bishop Hartley whom the Cavs defeated in Week 2 by a score of 41-16.

West Jefferson (12-2) established themselves early with a good mix of run and pass while their defense stymied the Coldwater offense. The Riders scored first with 4:31 left in the first quarter when senior quarterback Logan Stepp scored on an 8-yard run. Later in the second they drove to the Coldwater 8 looking to put Coldwater down by two scores. But on fourth down the Cavalier defense came up big and nailed Stepp inches short of a first down.

Brody Hoying and the Cavalier offense used that momentum to mount a 10 play 92 yard drive which ended when Hoying found Derek Thobe at the five yard line and Thobe fought his way into the end zone to tie the score at 7-7 after Matt Kremer kicked the PAT.

Jefferson got the ball again with just over three minutes remaining in the half. Coldwater burned their remaining timeouts to extend the quarter and the defense stiffened, forcing Jefferson to punt. It was a killer of a punt that stopped on the Coldwater 3 yard line with just under one minute remaining. Then Brody did what Brody does. He pulled the Cavs out of the hole with a 13 yard gain to the 16. Then on the next play he ran off right tackle, spun out of the grasp of a Rider defender and broke into the secondary leaving the other 21 players in his dust and sprinted 84 yard s for the go ahead score. After Kremer's PAT, Coldwater led at half time 14-7.

In the second half, Coldwater established its dominance. Hoying scored on a 6 yard run. Jefferson's last score of the game followed with a 29 yard field goal by Steven Lollo and Coldwater led 21-10.

Jefferson's last serious drive occurred late in the third but ended at the Coldwater 23. Hoying struck again on the first play with another dash to pay dirt, this time covering 77 yards and Coldwater led 28-10.

Mitch Schoenherr added an insurance touchdown with 5:42 to play on a 20 yard run. Matt Kremer added his fifth PAT in five attempts and Coldwater punched its ticket to Massillon.

Hoying, the MAC and Northwest District Offensive Player of the Year, proved his worth, running the ball 20 times for 236 yards and three touchdowns. He was 8-14 passing for 90 yards and a touchdown.

Mitch Schoenherr gained 32 yards on 3 carries and one touchdown plus 28 yards receiving. Drew Otten caught 3 passes for 29 yards and

Adam Klosterman was held in check by the Rider defense catching just one pass for 12 yards.

The Coldwater defense bent but did not break, allowing 220 yard passing but only 83 yards on the ground. They forced and recovered two fumbles and Derek Thobe intercepted one pass. The Rider rushing attack was hindered when Stepp suffered a leg injury in the third quarter, but to his credit he soldiered on and finished the game.

The victory moves Coldwater to 12-2 on the season and West Jefferson ends it season also at 12-2.

So after 14 weeks the Cavaliers, for the 5th year in a row, advance to the State Title game to be played in Massillon at 11am on Saturday. Waiting there will be 13-1 Hawks of Bishop Hartley who defeated Akron Manchester 49-22 to earn their fourth trip to the state finals. The Hawks were runners up in 1984 and took home the gold trophy in 1986 and 2010. They have been in the playoffs 12 times and posted 24-9 record.

Coldwater and Hartley are familiar with each other as the two schools met just 12 weeks ago when they met for the first time in Columbus. The Cavaliers won 41-16 but the game was much closer than the score indicated. Hartley played well early and led 16-13 at halftime. But a second half shutout performance by the Cavalier defense and an offense that finally got on track after not scoring in week 1 found the Cavs on the winning end. The state final meeting will be much tougher. Both teams are vastly improved and are undoubtedly are the two finest teams Division 5 has to offer. It will be an exciting final to watch.

Playoff Success Continues...

- ◇ 17 consecutive playoff appearance
- ◇ Coldwater playoff record: 54-15 (78%).
- ◇ 5th straight title game appearance. Nine total.
- ◇ Second senior class in state of Ohio to Play 60
- ◇ Chance to win Back-to-Back State Titles

MAC Playoff Success Continues...

Marion Local defeated Delphos St. John 35-6 and the Flyers will try to 'three-peat' and win the first D7 state title.

- ◇ 11th straight season a MAC team plays for a state title.
- ◇ MAC has won 28 football titles.
- ◇ Mercer County owns 15 of those titles.
- ◇ MAC has won 105 state titles (all sports).



Coldwater Wins an OUTSTANDING State Championship Game

The Coldwater Cavaliers scored two touchdowns late in the fourth quarter to blow open a close hard fought game to defeat the Hawks of Columbus Bishop Hartley 24-7 in the OHSAA Division V State Championship game at Massillon's Paul Brown Tiger Stadium.

Coldwater (13-2), defended it's 2012 title and now owns four state titles (2013, 12, 07, 05). Having played in five consecutive state championship games, the Cavaliers are now the first team in OHSAA history to play 75 games in a five-year span and they own the state's longest active streak of qualifying for the playoffs at 17-straight years.

It was the second meeting between the two teams after playing in week two this season in Columbus where Coldwater earned a 41-16 victory. Both games played out in similar fashion with momentum exchanges between the two teams, but Coldwater responded with fourth quarter outbursts to claim the victory.

The Hawks took the opening kickoff and consumed over six minutes running 15 plays covering 64 yards to the Coldwater 16. But the Cavalier defense stiffened and stuffed a fourth and 3 run to force a turnover on downs.

Coldwater then went three and out and was forced to punt on their first possession. Hartley then ran 8 plays and moved deep into Coldwater territory but threw an incomplete pass on 4th and 8 at the Coldwater 23.

Coldwater started their second possession on their own 23 and executed a ball control drive of their own to move 64 yards in 16 plays before stalling out at the Hartley 13. But unlike the Hawks, Coldwater has a reliable kicking game and Matt Kremer converted a 30 yard field goal and Coldwater led 3-0 at the 7:45 mark of the 2nd quarter.

On the ensuing possession Harley again drove deep into Coldwater territory but TOD'd for the third time at the Coldwater 24. Then the Cavaliers and junior quarterback Brody Hoying went to work. Hoying ran 4 times for 29 yards and completed 4 passes for 61 yards including a 23 yard screen pass to Mitch Schoenherr to move the ball to the Hartley 9. Hoying completed the drive with a 9 yard run and after Kremer's PAT, Coldwater took a 10-0 lead into the locker room at halftime.

The Cavs hoped to take the second half kickoff and put the Hawks into a deeper hole, but momentum had other ideas.

On their first play from the Coldwater 38, Schoenherr took a pitch around the right end for 6 yards but fought a little too hard for extra inches and exposed the football which was knocked loose by a Hartley defender. The Hawks converted the games first turnover into points as they drove 45 yards in 4 plays and Hartley quarterback Jared Brandewie scored on a 7 yard run.

The teams traded possessions and turnovers until the third quarter ended with Hartley facing a 4th and 1 at the Coldwater 18. The Cavaliers were in danger of loosing their 10-7 lead. Brandewie got the

first down on a 2 yard run, but the next two plays turned the momentum back to Coldwater for good.

After calling a time out on first down, the Hawks attempted a pass but Nick Clune and Mitch Fullenkamp combined to sack Brandewie for an 11 yard loss. On second down Brandewie's pass was intercepted by Hoying at the Coldwater 3 and he returned in 33 yards to the Cavs 36.

Then Coach Chip Otten decided it was time to "let Brody be Brody" and the Cavs drove 64 yards in 10 plays to score a decisive touchdown. Hoying ran the ball 8 times (including 6 straight carries) for 54 yards, Schoenherr added 10 more on two rushes and Coldwater increased their lead to 17-7 with just 5:13 left on the game clock.

Hartley failed to gain a first down in their next possession and after Schoenherr gained another 5 yards, Hoying put the dagger in the Hawks running around the left side of the line and tight roping the sideline enroute to a 32 yard touchdown, the longest play from scrimmage by either team. After Kremer kicked the PAT Coldwater led 24-7.

Hartley got the ball with 2:40 to play, but that was not enough time for the Hawks to score. Coach Otten then gave the rest of his senior reserves a chance to play and when the clock expired the celebration began as Coldwater celebrated their fourth State Championship.

The final stats revealed a very close game, but it showed that Coldwater was much more efficient with the football. Hartley outgained Coldwater 278-276 and had the ball for 68 plays covering 28 minutes. Meanwhile, Coldwater ran just 46 plays in 20 minutes.

Individually, Brody Hoying ran for 147 yards on 24 carries, scored all three Cavalier touchdowns and was 7 of 12 passing for 84 yards. In their last game in a Coldwater uniform, seniors Mitch Schoenherr ran the ball 9 times for 44 yards and led the receivers with four catches for 54 yards, Drew Otten caught two passes for 17 yards and Adam Klosterman caught 1 pass for 13 yards.

The defense played an outstanding game holding an offense that averaged 38 points per game to just seven and they stopped the Hawks three times on seven fourth down plays, all three inside the Coldwater 25 yard line. Schoenherr led both teams with 19 tackles. Mitch Fullenkamp had 11 tackles and 1.5 sacks, Nick Clune 6 tackles and .5 sack and Austin Klosterman had 4 tackles and one sack.

Though he did not play a down this season due to a career ending knee injury in the scrimmage at Lima Senior, Grant Muhlenkamp dressed and served as team captain in his final football game.

Coldwater will graduate 13 football seniors this spring, much less than the 23 graduates last spring. This is why hardly anyone expected Coldwater to make the post season, must less win a state title. And this will be the legacy of the Class of 2014; they rose above expectations and became the second group of seniors in the Ohio to play in and win their 60th football game.

Quite and OUTSTANDING accomplishment.

Other Items of Interest

Why Chip (Otten) And Tim (Goodwin) Are Back In Massillon...Again!

Posted: 03 Dec 2013 PressProsMagazine.com

Written by: Sonny Fulks

Five straight appearances for the Coldwater Cavaliers and Marion Local playing for its seventh title in 13 years this Saturday. And the question from those who don't know Mercer County football: How do they keep doing it?

Columbus - Owing to a question I received during a taped interview appearance for radio during this weekend's football state tournament: ***"Will there be a lot of first-hand perspective from Coldwater coach Chip Otten and Marion Local's Tim Goodwin on Press Pros this week, given that they're in your backyard, and given that you've covered them so heavily in the past five years?"***

And what a five years it's been! Coldwater making its fifth consecutive appearance in Massillon this weekend, winners twice; and Marion vying for its seventh state title (Good Lord!) in the past 13 years under Goodwin, in Divisions V, VI and VII.

Well, to answer the question: No, there will not be any first-hand goop from either Otten or Goodwin. I learned long ago that veteran coaches have better things to do on championship week than to answer silly questions about what they know I already know. And we do already know a lot about Coldwater and Marion, and if there were any state secrets for Saturday they wouldn't share them with me, anyway.

But to the question about why Coldwater and Marion Local continually compete for championships in their respective divisions, I was more than forthright in sharing exactly why these two teams are quickly becoming the perennial standard in Ohio High School football, irrespective of division.

1) Chip Otten and Tim Goodwin will tell you they've been blessed with great kids who happen to be good football players. And can anyone who knows Brody Hoying, Mitch Schoenherr, Adam Bertke and Jacey Goettemoeller refute that?

2) Coldwater and Marion Local are not afraid to compete, regardless of division or opponent. They're accustomed to playing the best competition available, in their conference and in the state. They're accustomed to challenge, and they respond to it.

And by the way, I will also add, by comparison, that the Covington Buccaneers, another great football tradition that has lost six times since 2000 to Marion in the playoffs, are equally competitive, but lack that one element that serves both Coldwater and Marion, as well as Delphos St. John in the MAC conference. They are not accustomed to being challenged on a regular basis, which prompts Covington coach Dave Miller to continually say that his teams practice to beat Covington, and that's all they can do.

3) Because Coldwater and Marion are accustomed to challenge, they're comfortable and confident with it. And it shows with the way they play.

In last year's Division V rematch with defending champion Kirtland, Coldwater survived a brutal, back-and-forth physical challenge to come away with a 10-7 win...coolly, calmly!

Likewise, Marion, after losing starting tailback Jacey Goettemoeller with a knee injury on its first possession, hung around with another physical would-be champion, Newark Catholic, to win at the end, 28-21.

Neither panicked. Neither hung their heads in the face of injury or adversity. They're coached that way. They're trained that way. And they grow up that way in Mercer County and the MAC.

4) Neither Otten or Goodwin take defeat as a setback. Rather, they learn and retool and come back better prepared if and when the next opportunity presents itself.

Case in point, rarely during their six championships has Marion Local had a perfect season, or even won their league title. Tim Goodwin will tell you that as long as they make the playoffs their goal is to be prepared to make the most of their season...that second season!

Likewise, in week eight this season Coldwater got smoked by Marion Local, giving up five touchdowns in the first half against the Flyers' backup quarterback, and yet came back to win their next six straight.

Winning is a mentality with these two programs, and the only defeat that devastates is losing the last game they get to play.

5) This isn't popular to mention in many quarters, but it's true. **Coldwater and Marion Local are communities of largely two-parent homes**, where family values and hard work are stressed. Both are miles from the interstate, where distractions abound, and both can point to the fact that their school and its attractions are indeed the focal point of the community. Others give lip service to it, but it's a way of life with people from these two backgrounds.

There might be issues between parents and coaches, about playing time and strategy, but you never hear about it. By and large the parents parent and they let the coaches coach...and win.

And, they're neighbors, they're cousins, and family, mutually supportive. When any MAC team plays for a state title you'll see the rest of the MAC there to watch and exhibit league pride.

Having covered Chip Otten and Tim Goodwin for the past five years, I don't need to know about Xs and Os this week. I have no questions to ask.

They prepare as well as any two coaches in the state, and likely are in demand as much as any two coaches in the state. But just try and get Otten and Goodwin to leave their present jobs.

They'll tell you: They've already got great kids. They have great competitive tradition. They have great competitive confidence. And they have the support of their community. Who could ask for better? It's why Chip Otten and Tim Goodwin are back in Massillon this weekend.

Again!

Coldwater Wins In Division V: They Did More...With Less!



Forget about graduation, rebuilding, and lost seniors from a year ago. Coldwater defied the odds and went back-to-back with their win Saturday over Bishop Hartley.

Massillon - Brody Hoying's eyes snapped with excitement Saturday afternoon. And why not?

Coldwater's wunderkind, the heir apparent just one year ago, had led the Cavaliers to back-to-back state football titles in Division V, their third in five years, fourth overall, and the 29th football title for the MAC. A pretty good day, eh?

"I've never seen everyone as happy as they (his teammates) are today," said the Cavalier junior. "Winning this championship for our senior class is the best feeling in the world."

Agreed, Brody. But the journey is sometimes more poignant than the destination, and such is the story of the 2013 Coldwater Cavaliers. A team that lost a third of its roster and what some called an irreplaceable quarterback after winning last year's title, many doubted they'd even make the playoffs, let alone win it all...again!

"Well, I believed in our offensive line," said Hoying, smiling. "Those guys were the anchor of our team this year...huge for us. Once we got past the first couple of weeks they picked up their play and became convinced that they could be pretty good. That's when we got rolling."

In the post-game press conference following Saturday's 24-7 win over Bishop Hartley, a team that Coldwater had beaten back in week two of the regular season, Coach Chip Otten reiterated Hoying's statement with a cheshire cat grin.


"A lot of people said we couldn't do this. A lot of people said it, the talk around town...that we'd be the first Coldwater team to break the streak and not make it to the playoffs. So for us to be sitting here, and after winning it, I guess I'm happiest for the kids. They proved that if you believe, if you hang together, stick together, and work hard, you got a shot."

The ultimate life lesson, for sure. Cliche', if you will, but honestly, who believes in cliche' anymore in Coldwater... in the MAC?

Hartley was a strong test. Led by an energetic coach, Brad Burchfield, they were determined to run the ball and kill clock with senior Sam Mackowiak.

Likewise, they were determined to limit the impact of Brody Hoying, even on defense, assigning one player to block Hoying from his free safety position on every play.

And for a quarter they were successful. They kept Coldwater pinned against its own goal line for most of the first, and the quarter ended as it began, 0-0.



But Matt Kramer's 30-yard field goal put the Cavaliers on the board at 7:45 of the second. And after trading possessions and punts Hoying finally broke the plane of the end zone with 9 yard run just seconds before the half. 10-0 and momentum. This would have been unheard of back in August, right? The talk around town?

"Hats off to them," said Burchfield, later. "They made more plays than we did in the first half, and for the game. They got the momentum in the first half like we saw them do in their West Jefferson game.

"They're accustomed to playing big games. We knew them from before...we'd played them early in the season and we know the quality of football in the Midwest Athletic Conference. They have a couple of plays on offense that they scheme and execute well, and their speed on defense makes it very tough to get to the corners."

Big games turn on momentum...and turnovers. And the Cavaliers lost that momentum on their possession of the second half...on a Mitch Schoenherr fumble, his first carry of the half.

It turned the tide, momentarily, as Hartley quarterback Jared Brandewie drove the Hawks down the short field and scored from seven yards out. 10-7.

Hartley's Jared Brandewie fumbled in the fourth quarter, setting up a momentum-changing touchdown for Coldwater.

But a subsequent fumble by Hartley set the stage for Coldwater redemption halfway through the fourth period. Eight plays later Hoying scored his second touchdown of the game, 5:26 into the quarter.

And the Coldwater defense...gritty, determined, and smelling blood, began to zero in Brandewie, Mackowiak and Alonzo Saxton, who ran for 62 of his 75 yards in the second half. Hartley turned the ball over on downs with three minutes remaining, trailing 17-7. Seconds later they were in concession mode.



Hoying, who had been bottled up for most of the afternoon, finally broke free. Skirting the end, he got to the sideline, picked up a block, and had one man to beat to the end zone...Alonzo Saxton. He put a spin move on Saxton, left him grounded, and waltzed the final 15 yards down the sideline and in for the capping score. 24-7!

"He's relentless, and he's not afraid," added Otten, who joins John Reed for having won his second state title as coach of the Cavaliers.

"I wouldn't trade Brody Hoying for anyone. He's able to read so much on the field and we give him a lot of responsibility. I won't tell you specifically the plays that we ran today, because we have to play these guys again in week 2 next year, but he has the instincts to read and make the right decision based on what he sees. Brody got us going today."

And as for that talk around town back in August? Well, no one mentioned deficiencies to Drew Otten, Mitch Schoenherr, Andrew Schwieterman, the senior remnants of last year's champions.

"We thrive on turnovers," said Schoenherr. "We got the fumble and had the interception and we made the most of those two plays."

"It's so important," added Otten, who spend much of the day harrasing and hanging on to Mackowiak and the Hartley running game. "It's what got us going in the second half."



It was physical...Coldwater's Brody Hoying (left) comes face-to-face with Hartley's Alonzo Saxton during third quarter action.

That, of course, and Brody Hoying (24 carries, 160 yards, and three touchdowns).

And, the lessons learned through 60 football games over the past four years...lessons that Andrew Schwieterman, Drew Otten, Mitch Schoenherr, and Matt Kramer will carry with them for the rest of their lives.

The lows of the football to the high...that night in October when they got smoked by Marion Local, only to rally and finish out the season with seven straight wins and consecutive state championships. Schwieterman, not one for words, appreciated the irony.

"That night was at Marion was just devastating," he added respectfully. "But they're really good. We got home after that and were ready to go, ready to play, ready to go again."

And nothing gets the competitive going like a sense of doubt, whether at home or across the state.

And there is that sense from some, as written here earlier in the week, that the standard of football through the quality and consistency of the MAC has transitioned toward the smaller schools in divisions IV, V, VI, and VII. Can anyone deny that schools like Marion Local, Coldwater and Delphos are doing more with less?

"I don't know about that," said Otten as he left the stadium Saturday. "The big schools still have the great players and great coaches that put those players at the next level. We have 75 boys that play football."

But even Otten appreciates the irony...the commitment, the desire, and the qualities of a community that once again carried the Coldwater Cavaliers past the doubts, the doubters, and on to an unexpected second consecutive title.

You lose 25 seniors, you lose twice in fifteen games, and still win state. Call it...life in the MAC.

In any language, it's called doing more with less.

The senior remnants of the 2012 championship Coldwater Cavaliers proved that hanging together, working hard, and commitment could yield a back-to-back title in 2013.



*Written by Sonny Fulks
Published by PressProMagazine.com*

Wenning bands together Ball State

By Adam Moussa | November 13, 2013 2:30:17 PM PST

Since stepping foot on campus at Ball State four years ago, quarterback Keith Wenning has rewritten nearly every notable passing record in school history. He has done it all while wearing a black and orange bracelet that serves as a daily reminder of the man who opened the door for his success.

"My high school football coach, John Reed, passed away shortly after my career ended at Coldwater High and I've worn a wristband honoring him since the day that he died," Wenning said. "Having his name on my arm every day connects me to his memory, and that means a lot because Coach Reed was like a second father to me. He taught me as much about life as he did about football, and he helped me become the man that I am today."

Under Reed's guidance, Wenning, who played wide receiver and defensive back throughout the majority of his high school career, led Coldwater to a 49-4 record and two state championship appearances during his time with the Cavaliers.

"Coldwater, Ohio, is a small town that's only about an hour away from our campus, and its football program has been incredibly successful over the years," Ball State assistant coach Joey Lynch said. "Keith is a natural quarterback, but he didn't get an opportunity to play the position until his last year because of the talent on his team."

Keith Wenning is fourth in the FBS in passing yards and touchdowns.

As a senior in 2009, Wenning threw for 3,699 yards and 40 touchdowns while finishing 13-2 and state runner-up. But, despite being an all-state honoree and setting school and state championship records, Wenning's only FBS scholarship offer to play quarterback came from Ball State.

"The fact that Keith didn't start at QB until his senior year scared a lot of teams off because there wasn't much tape," said Lynch, who serves as the Cardinals' recruiting coordinator.

But then, Reed believed in his senior quarterback and wouldn't let Ball State's coaches forget what kind of talent he could be.

"Coach Reed kept telling us how special Keith could be if we gave him an opportunity," Lynch said. "The reality is that Keith probably wouldn't have ended up at Ball State if it wasn't for Coach Reed."

Since taking over as BSU's starting quarterback three games into his true freshman campaign, Wenning has steadily improved the Cardinals' record during each of his seasons under center. Last year, Wenning led Ball State to a 9-4 finish and the team's first bowl appearance in four years.

This season, Wenning has captained an explosive Cardinals offense that ranks among the nation's top 10 in passing yards and touchdowns, while guiding Ball State to the team's best start since 2008.

Now in his fourth year as a starter, Wenning is still trying to prove his old coach right.

"Being that he wasn't a highly recruited guy, I think that he has always felt like he had something to prove," Lynch said of Wenning, who has thrown for more than 10,000 yards and 80 touchdowns in his Cardinals career. "Keith has incredible focus, the desire to be coached, and he works extremely hard every single day to improve himself and our team."

Having already eclipsed 3,000 yards passing for the second consecutive season and thrown for more touchdowns than Teddy Bridgewater and Jameis Winston this year, it's safe to say the Cardinals' quarterback is no longer flying under the radar.

"All of the NFL scouts have been through here to see Keith, and he's going to have an opportunity to play at the next level," said Lynch, a former Ball State quarterback. "He has never lost sight of where he comes from and he knows exactly where he wants to go. Our team has truly rallied around Keith because of his toughness and work ethic."

"When people think about Ball State, I want them to think about Keith Wenning. Not just because of the things that he's done on the field, but because of everything that he represents. Keith has applied the resiliency, command and leadership that he learned from Coach Reed to his role as our quarterback, and those characteristics have truly helped band our team together."



NEVER FORGET



NEVER GIVE IN

This yearbook is a culmination of items gathered during the season represented.

As with any work, errors are possible but unintentional.

Should you discover errors of consequence which would warrant correction please contact the author at chris.cron@thecrons.net.

Be sure to include the title of this document, the page number on which the error appears and a description of the error.

If the error is one of a factual nature, it would be appreciated if factual documentation were provided.