



# Cavalier Football Yearbook 2017





## Cavalier Senior Class




Jack Muhlenkamp



Sam Broering



Jacob Hartings



Tyler Backs



Brad Giere



Seth Obringer



Caleb Dippold



Derek Albers



Jason Wenning



Thomas Schwieterman



Cody Hart



Creighton Bettinger





# Coldwater Cavaliers

## Media Guide 2017

Published: August 12, 2017



### 2016 Season Results: 13-2

@ Kenton	58-39
@ Delphos Jefferson	20-06
@ Marion Local	17-14
Ft. Recovery	30-12
@ St. Henry	21-14
Parkway	41-7
@ Minster	18-33
Versailles	14-07
@ Anna	34-0
St. Johns	32-06

### Regional Playoffs

Brookville	47-13
Greenview	27-24
CHCA	35-21

### State Playoffs

Coshocton	33-14
Canton Central Catholic	13-16

### 2017 Schedule

Kenton
@ Clinton Massie
Marion Local
@ Fort Recovery
St. Henry
@ Parkway
Minster
@ Versailles
Anna
@ Delphos St. John

For even more Cavalier news, game photos, videos, stats and records checkout...

[www.cavfootball.com](http://www.cavfootball.com)

Coldwater High School has created a new site for all things related to Cavalier Sports. Be sure to visit:

[coldwaterathletics.org](http://coldwaterathletics.org)

## Preview of the 2017 season

A year ago 'rebuilding' seemed to be the word used to describe the kind of season that Coldwater would have. But hard work, perseverance and a little luck found the Cavaliers once again spending the first weekend in December at Ohio Stadium competing for their fifth straight State Championship.

This year after graduating just 16 seniors and 15 starters including All Ohio teammates Dylan Thobe, Neil Muhlenkamp and Andrew Siefring and All District player Zach Klosterman, the operative word might be 'retooling'.

Muhlenkamp will be the most challenging graduate to replace. Neal was all MAC at three positions last season including receiver, safety and kicker. The kicking game is so important that it will be the position of consequence to fill.

Sam Broering (6'2-170-Sr) who won the quarterback challenge at this summer's Country Fest at Maria Stein will be the signal caller this fall.

Brad Giere (5'11-195-Sr) and Seth Obringer (5'10-170-Sr) will share the ball as running backs. Jacob Hartings (6'1-190-Sr) and Jack Muhlenkamp (5'9-155-Sr) return as wide receivers. Joining the Air Corp should be Caleb Dippold (6'1-180-Sr), Jacob Wenning (6'2-165-Jr), Ben Wenning (5'10-170-Jr) and Mitch Niekamp (5'10-155-Jr). Paul Buschur (5'11-155-Jr) and Payton Goodwin (5'9-140-Jr) could see time at wide out also.

The offensive line will see the return of Thomas Schwieterman (6'4-285-Sr) and Cody Hart (6'3-275-Sr) as well as Derek Albers (6'3-190-Sr).

The defense was the most affected by graduation and will present a challenge finding new starters on the line and in the secondary. Seniors Jason Wenning (5'8-190-Sr) at tackle and Creighton Bettinger (6'1-180-Sr.) at one end should provide some early maturity on the line. Newcomers J. Muhlenkamp and Justin Schwieterman (6'2-165-Jr) will man the corners and Dippold will play safety. But the middle of the defense should be strong as a solid core of linebackers featuring Giere, Hartings and Obringer and Caleb Dippold (6'1-180-Sr) should give opposing offensives plenty to think about.

Head coach Chip Otten is 92-13 in seven years at Coldwater and has guided the Cavaliers to the state final every season. Looking forward the 2017 season Coach Otten said, "(We) feel like we have the parts to compete in our outstanding MAC conference. As we all say, staying healthy, getting a few breaks and making plays when they present themselves will be the difference in wins and losses. We are looking forward to a challenging season and competing in our difficult league and non-conference opponents."

The season kicks off as always against the Kenton Wildcats. The following week the Cavs will 'take the last train to Clarksville' to face

Clinton-Massie. Those two games will be tough.

Week 3 kicks off MAC play as Marion Local comes to town followed by a trip down 119 to Ft. Recovery. The first four games of the season once again will tell us a lot about how the season will go.

Week 5 is the renewal of the Backyard Battle with St. Henry. Parkway, Minster and Versailles are next. After hosting Anna, the regular season will close out with a visit to Delphos to face St. Johns.

Anna and Versailles will be competing in Division V while Minster, New Bremen and St. John's will be in Division VII.

As a result of a decline in enrollment during the past three years, Coldwater will now complete in Division VI for the first time with the balance of the MAC in D6 also. But get this, thanks to the OHSAA they landed in Region 24 which also features MAC foes Fort Recovery, Marion Local, Parkway and St Henry.

Seems some folks have seen enough of the MAC in Weeks 14 and 15!

JHuddle's preseason Division VI state poll placed Coldwater 2nd behind Marion Local. Ft. Recovery placed 4th.

So enjoy your county fairs and the last of the local festivals as August draws to a close. August 25 will be here before we know it and an exciting Ohio high school football season will begin.

As always, safe travels.



The Midwest Athletic Conference

"Simply the best small school conference in the State of Ohio" - JHUDDLE

120 State Championships (12 by teams before joining the conference), including 31 State Football Titles

## About Coach Otten...



A graduate of Coldwater High School, Chip Otten played quarterback under his father, Head Coach Barney Otten. He played college football at Bowling Green State University. Later he served as a graduate assistant at BGSU as well as at Ball State and Indiana University.

His 31 years of coaching experience include Head Coach from 1995-2000 at Middletown where he compiled a 26-34 (43%) record. He also served as an assistant at Middletown from 1987-1994 and at Valley View in 2001. He returned to

Coldwater as an assistant to John Reed in 2002.

2017 is Coach Otten's 8th as the Head Coach of the Cavaliers where his record is 92-13. He has won three MAC titles, 7 Regional and 4 State Titles in seven State Championship game appearances. Overall Coach Otten's records is 118-47.

Contact Coach Otten at:

School: 419-678-4821

Home: 419-942-0008

Cell: 419-790-8623

Email: [otten.chip@coldwatercavs.org](mailto:otten.chip@coldwatercavs.org)

## The Assistant Coaches...



**Randy Wright** is a graduate of Huron High School. He attended Ohio Northern and Bowling Green State University. He coaches the offensive and defensive tackles and in the classroom he teaches Biology and Physiology. This is his 32st season at Coldwater.



**Jason Hemmelgarn** is a graduate of Coldwater High School and attended Bowling Green and the University of Dayton. He is the Principal at Coldwater High School and while this limits his time on the practice field, on Friday nights he is in the press box helping strategize on both sides of the ball. This is his 17th season at Coldwater.



**Dan Kanney** is a graduate of Coldwater High School and The Ohio State University. He coaches the defensive backs and wide receivers. He is a Science teacher at New Bremen High School and this is his 5th season at Coldwater.



**Mark Bruns** is a graduate of Coldwater High School and the University of Dayton. He is the defensive coordinator and also works with wide receivers. He teaches World History at Coldwater and this is his 5th season coaching the Cavaliers.

**Cory Klenke** is a graduate of Coldwater High School and Miami of Ohio. He was the quarterback for the 2007 State Championship Coldwater Cavaliers. This is his 5th season coaching at Coldwater working with quarterbacks and defensive backs. He is a Algebra and Geometry teacher.



**Joe Huwer** is a graduate of Coldwater High School and attended Bowling Green State University. This is his 2nd season at Coldwater after coaching eight years at Sidney and New Bremen. He is an Intervention Specialist at Coldwater Junior High

**Keenan Leichty** is in his 2nd season on staff after having served as a volunteer coach in 2015. He coaches the running backs and inside linebackers. He teaches Business at Southern Wells High School in Poneto, Indiana

### TRADITION

Six of our eight coaches are Coldwater High School graduates and played football for the Cavaliers.

### EXPERIENCE

The coaching staff has over 117 years experience coaching high school football.



## Roster for 2017

#	Name	H	W	G	Pos	Pronunciation	#	Name	H	W	G	Pos	Pronunciation
1	Ross Weigel	5'10	150	10	qb/sl/s	why` goal	56	Nolan Tobe	6'	195	9	ol/de	toe` be
2	Zach McKibben	5'5	115	9	sl/db	mc` kib en	57	Adam Diller	6'	200	10	ol/dt	deets`
3	Jack Muhlenkamp	5'10	155	12	wr/db	mul` len camp	57	Zach McNeil	5'6	139	9	ol/dt	mic` kneel
4	Jacob Overman	5'7	126	10	wr/db	over` muh n	58	Noah Miller	6'	168	10	ol/dt	mil` er
5	Alex May	5'11	158	11	qb/sl/olb	may	59	Riley Thomas	5'6	206	9	c/dt	tom` uh s
6	Ethan Post	6'	142	9	wr/olb	post`	60	Nile Najmi	5'7	217	11	ol/dt	najmi
7	Myles Blasingame	6'	156	9	qb/s	bla` cin game	61	Adam Griesdorn	6'	163	10	ol/de	grees` dorn
8	Sam Broering	6'3	171	12	qb/db	broar` ing	62	Reece Thomas	5'8	161	11	ol/lb	tom` uh s
9	Shane Homan	5'8	139	10	rb/lb	hoe men	63	Caleb Spencer	5'10	198	10	ol/de	spen` sir
10	Jake Hemmelgarn	5'9	132	10	qb/db	hem` mel garn	64	Evan Dysert	5'10	196	11	ol/dt	die` zert
11	Jacob Hartings	6'1	190	12	sl/olb	har` tings	65	Blake Siefing	5'8	157	9	ol/de	see` fring
12	Luke Buschur	5'9	131	10	wr/db	bush` or	66	Blake Dippold	5'10	195	10	ol/dt/k	dip` old
13	Paul Buschur	6'	150	11	wr/db	bush` or	67	Sam Hardin	6'	209	11	ol/de	har` den
14	Brady Klingshirn	5'8	137	9	qb/db	cling` shern	67	Dylan Wenning	5'2	109	9	ol/lb	when` ning
15	Jacob Wenning	6'2	167	11	wr/db/p	when` ning	68	Ryan Leugers	5'11	168	11	c/de/lb	lu` gers
16	Jay Muhlenkamp	5'8	130	9	sl/db	mul` len camp	69	TJ Burrows	5'11	162	11	ol/de	burōs`
17	Ethan Diller	5'8	125	9	sl/olb	deets`	70	Drew Waite	6'1	200	11	ol/de	wait`
18	Will Broering	6'1	155	10	sl/db	broar` ing	70	Zach Zwiebel	5'11	116	9	ol/de	zwhy` bull
19	Tyler Backs	5'8	128	12	wr/db	baks	71	Creighton Bettinger	6'	178	12	ol/de	bet` ting er
21	Justin Schwieterman	6'3	163	11	wr/db	swee` ter men	71	Luke Ontrop	5'10	176	9	ol/dt	on` trop
22	Ben Wenning	6'	172	11	sl/olb	when` ning	72	AJ Kunk	5'11	248	11	ol/dt	kunk`
23	Payton Goodwin	5'10	144	11	wr/db	good` win	73	Noah Menchhofer	6'2	234	10	ol/dt	men` cho fer
24	Brad Giere	5'11	194	12	rb/lb	gear	74	Kyle May	5'6	138	11	ol/dt	may
25	Nate Hoyng	5'9	130	9	wr/db	hoy` ing	75	Thomas Schwieterman	6'5	292	12	ol/dt	swee` ter men
28	Nick Bailey	5'9	146	10	wr/olb	bay` lee	76	Brett Butler	6'3	251	11	ol/dt	but` ler
29	Nick Kline	5'4	111	9	wr/db	kline`	77	Cody Hart	6'3	286	12	ol/dt	hart
30	Justin Hartings	5'7	123	9	sl/lb	har` tings	78	Conner Adams	6'	207	9	ol/dt	a` dumz
31	Josh Hrycko	6'	171	10	sl/olb	her` co	79	Mitchel Homan	6'	180	10	ol/de	hoe men
32	Nate Grieshop	6'	140	10	rb/lb	gree` shup	81	Zach Hamberg	5'8	130	9	wr/db	ham` burg
33	Troy Hess	5'6	148	9	fb/lb	hes`							
34	Galen Backs	5'11	144	11	wr/olb	baks	12	Seniors					
35	Thomas Klosterman	5'9	157	11	rb/lb	clos` ter men	21	Juniors					
36	Seth Obringer	5'10	168	12	fb/lb	oh` bring er	20	Sophomore					
40	Tyler Couchot	6'	160	10	wr/db	coo cho`	20	Freshman					
41	Mitch Niekamp	5'9	154	11	sl/s	knee` camp							
44	Alex Knapke	5'10	165	9	fb/lb	ca nap` key							
45	Caleb Dippold	6'1	185	12	sl/olb	dip` old							
46	Matt Kunk	6'	170	11	fb/lb	kunk`							
50	Braden Obringer	6'3	239	11	ol/dt	oh` bring er							
51	Patrick Cupp	5'9	213	10	ol/dt	cup							
52	Reese Brunswick	5'6	156	10	ol/olb	bruhns` wick							
53	Derek Albers	6'3	189	12	ol/de	al` burrs							
54	Jason Wenning	5'9	188	12	ol/dt	when` ning							
55	Russell Klosterman	5'9	187	10	c/lb/lb	clos` ter men							

## Career Coaching Records

Coach	Years	Seasons	MAC				Overall					Titles			
			Games	Wins	Losses	Ties	Games	Wins	Losses	Ties	%	WBL	MAC	Reg	State
Bill Oberholzer	1936-46	11	0	0	0	0	83	47	30	6	57%				
William Knisley	1947-48	2	0	0	0	0	18	14	1	3	78%				
Paul Ponzuric	1948-70	22	0	0	0	0	205	109	88	8	53%	2			
Bill Menchhofer	1971-73	3	7	5	2	0	30	7	22	1	23%				
Barney Otten	1974-76	3	21	18	3	0	30	26	4	0	87%		2		
Gabby Wilker	1977-78, 88	3	18	9	8	1	30	15	14	1	50%		1		
Bob Sielski	1979-85	7	41	34	6	1	70	49	19	2	70%		5		
Tim Hoyng	1986-87, 90-94	7	42	21	21	0	70	33	37	0	47%		2		
Steve Carr	1989-90	2	6	2	4	0	11	3	8	0	27%		0		
John Reed	1995-2009	15	116	102	14	0	199	168	31	0	84%		6	8	2
Chip Otten	2010-	7	56	49	7	0	105	92	13	0	88%		3	7	4
<b>Totals</b>		<b>82</b>	<b>307</b>	<b>240</b>	<b>65</b>	<b>2</b>	<b>851</b>	<b>563</b>	<b>267</b>	<b>21</b>	<b>66%</b>	<b>2</b>	<b>19</b>	<b>15</b>	<b>6</b>

### Football Titles

19 - Midwest Athletic Conference 1975, 1976, 1977, 1980, 1982, 1983, 1984, 1985, 1986, 1987, 2001, 2002, 2004, 2005, 2006, 2008, 2012, 2015, 2016

15 - OHSAA Regional Titles 1995, 1998, 2000, 2001, 2004, 2005, 2007, 2009, 2010, 2011, 2012, 2013, 2014, 2015, 2016

6 - OHSAA State Champs 2005, 2007, 2012, 2013, 2014, 2015

5 - #1 Associated Press Poll 2002, 2004, 2005, 2008, 2012



### About Coldwater High School

Superintendent:	Jason Wood
Principal:	Jason Hemmelgarn
Athletic Director:	Eric Goodwin
Nickname:	Cavaliers
Colors:	Orange/Black
League:	Midwest Athletic Conference



## Coldwater Football Records

### RUSHING: YEAR-BY-YEAR LEADERS

Year	Name	Yards	Att	Avg	TD	Gm
2016	Dylan Thobe	1068	221	4.8	19	15
2015	Chris Post	969	144	6.7	19	15
2014	Brody Hoyng	1469	185	7.9	30	14
2013	Brody Hoyng	1860	216	8.6	33	15
2012	Austin Bruns	725	197	3.7	14	15
2011	Austin Bruns	761	209	3.6	7	15
2010	Aaron Rammel	613	125	4.9	12	15
2009	Keith Wenning	1012	193	5.2	12	15
2008	Tony Harlamert	503	119	4.2	16	13
2007	Tony Harlamert	782	128	6.1	28	15
2006	Tony Harlamert	749	150	5.0	10	12
2005	Ross Homan	1395	216	6.5	26	15
2004	Ross Homan	807	166	4.9	14	14
2003	Josh Fullenkamp	468	115	4.1	8	13
2002	Kevin Hoyng	1768	235	7.5	21	12
2001	Kevin Hoyng	1185	239	5.0	13	14
2000	Tyler Vogel	1457	241	6.0	21	15
1999	Tyler Vogel	431	62	7.0	9	15
1998	Adam Jutte	654	125	5.2	10	14
1997	Eli Grieshop	964	186	5.2	11	11
1996	Eli Grieshop	1031	191	5.4	8	10
1995	Shane Franzer	532	135	3.9	8	13

### PASSING: YEAR-BY-YEAR LEADERS

Year	Name	Yards	CmpAtt	TD	Int	Pct	Gm
2016	Dylan Thobe	2516	163-273	22	10	59.7	15
2015	Jack Hemmelgarn	3024	197-275	35	7	71.6	15
2014	Brody Hoyng	1725	108-175	21	6	61.7	13
2013	Brody Hoyng	1904	137-234	21	9	56.2	15
2012	Austin Bruns	3124	218-297	34	3	73.4	15
2011	Austin Bruns	2901	198-365	26	16	54.2	15
2010	Austin Bruns	2477	170-307	24	12	55.3	15
2009	Keith Wenning	3629	294-424	40	12	69.3	15
2008	Cory Klenke	2027	132-220	23	15	60.0	13
2007	Cory Klenke	2578	171-297	30	14	57.5	15
2006	Sam Slavik	2729	186-322	22	8	57.7	12
2005	Steve Borger	2651	166-241	29	3	68.8	15
2004	Steve Borger	2297	146-257	26	14	56.8	14
2003	Alex Hoyng	2460	177-318	25	13	53.6	13
2002	Kevin Hoyng	2180	148-237	18	13	62.4	12
2001	Kevin Hoyng	2666	165-311	22	9	53.0	14
2000	Kyle Hoyng	3155	221-365	29	9	60.5	15
1999	Kyle Hoyng	2297	172-328	17	12	52.4	13
1998	BJ Loughridge	2607	166-268	30	14	61.9	14
1997	BJ Loughridge	807	57-101	9	8	56.4	11
1996	Blair Walls	1196	74-160	14	8	46.2	10
1995	Shane Franzer	1479	108-207	19	9	52.1	13

### RUSHING YARDS IN A GAME

Yards	Name	Game
1	302	Kevin Hoyng St. Henry 2002
2	253	Kevin Hoyng Minster 2002
3	236	Brody Hoyng West Jefferson 2013
4	236	Brody Hoyng Canton CC 2014
5	223	Brody Hoyng Eastwood 2013
6	215	Brody Hoyng Huron 2014
7	205	Tony Harlamert Kenton 2006
8	202	Eli Grieshop New Bremen 1996
9	202	Ross Homan Delphos St. John 2005
10	200	Brody Hoyng Kenton 2014

### PASSING YARDS IN A GAME

Yards	Name	Game
1	448	Kevin Hoyng Kenton 2001
2	431	Cory Klenke Kettering Alter 2007
3	422	Sam Slavik Anna 2006
4	417	Kyle Hoyng Youngstown Ursuline 2000
5	407	Keith Wenning Youngstown Ursuline 2009
6	386	Sam Slavik Ostego 2006
7	355	Cory Klenke Dayton Oakwood 2008
8	353	Austin Bruns Miami East 2012
9	352	Austin Bruns Anna 2010
10	350	Keith Wenning St. Johns 2009

### RUSHING YARDS IN A SEASON

Yards	Name	Year
1	1860	Brody Hoyng 2013
2	1768	Kevin Hoyng 2002
3	1469	Brody Hoyng 2014
4	1457	Tyler Vogel 2000
5	1395	Ross Homan 2005
6	1185	Kevin Hoyng 2001
7	1068	Dylan Thobe 2016
7	1031	Eli Grieshop 1996
8	1012	Keith Wenning 2009
9	969	Chris Post 2015

### PASSING YARDS IN A SEASON

Yards	Name	Year
1	3629	Keith Wenning 2009
2	3155	Kyle Hoyng 2000
3	3124	Austin Bruns 2012
4	3024	Jack Hemmelgarn 2015
5	2901	Austin Bruns 2011
6	2729	Sam Slavik 2006
7	2666	Kevin Hoyng 2001
8	2651	Steve Borger 2005
9	2607	B.J. Loughridge 1999
10	2578	Cory Klenke 2007

### RUSHING YARDS IN A CAREER

Yards	Name	Years
1	3435	Brody Hoyng 2011-2014
3	2961	Kevin Hoyng 1999-2002
3	2541	Ross Homan 2002-2005
4	2454	Eli Grieshop 1995-1997
5	2418	Tony Harlamert 2005-2008
6	2128	Tyler Vogel 1997-2000
7	1747	Austin Bruns 2009-2012
8	1498	Keith Wenning 2006-2009
9	1282	Cory Klenke 2005-2008
10	1178	Chris Post 2012-2015

### PASSING YARDS IN A CAREER

Yards	Name	Years
1	8502	Austin Bruns 2009-2012
2	5502	Kyle Hoyng 1997-2000
3	4964	Steve Borger 2002-2005
4	4869	Kevin Hoyng 1999-2002
5	4772	Keith Wenning 2006-2009
6	4703	Cory Klenke 2005-2008
7	3882	Jack Hemmelgarn 2012-2015
8	3773	Brody Hoyng 2011-2014
9	3417	B.J. Loughridge 1995-1998
10	2834	Sam Slavik 2003-2006

## Coldwater Football Records

INDIVIDUAL SCORING	Game	Season	Career
Points Scored	30 - Tyler Vogel - Kenton 2000	234 - Tony Harlamert - 2007	510 - Tony Harlamert 2005-2008
Touchdowns	5 - Tyler Vogel - Kenton 2000	39 - Tony Harlamert - 2007	85 - Tony Harlamert 2005-2008
Touchdowns Rushing	5 - Kevin Hoyng - Ft. Recovery 2002	33 - Brody Hoyng - 2013	64 - Brody Hoyng 2011-2014
Touchdowns Passing	7 - Cory Klenke - Kettering Alter 2007	40 - Keith Wenning - 2009	84 - Austin Bruns 2009-2012
Touchdowns Receiving	4 - Caleb Siefing - Versailles 2011	23 - Reese Klenke - 2010	33 - Reese Klenke 2007-2010
INDIVIDUAL RUSHING	Game	Season	Career
Total Yards	302 - Kevin Hoyng - St. Henry 2002	1860 - Brody Hoyng - 2013	3435 - Brody Hoyng 2011-2014
Consecutive 100 Yard Games	6 - Brody Hoyng - 2013/14		
INDIVIDUAL PASSING	Game	Season	Career
Total Yards	448 - Kevin Hoyng - Kenton 2001	3629 - Keith Wenning - 2009	8502 - Austin Bruns 2009-2012
INDIVIDUAL RECEIVING	Game	Season	Career
Total Receptions	14 - Adam Rammel - Y'town Ursuline 2009	105 - Reese Klenke - 2010	166 - Reese Klenke 2007-2010
Total Yards	227 - Reese Klenke - Parkway 2010	1750 - Reese Klenke - 2010	2584 - Reese Klenke 2007-2010
Consecutive Games w/Reception	40 - Tony Harlamert - 2006-08		
INDIVIDUAL DEFENSE	Game	Season	Career
Total Tackles	32 - Ross Homan - Versailles 2005	219 - Ross Homan - 2004	639 - Ross Homan 2002-2005
Total QB Sacks	6 - Brock Pleiman - Versailles 2008	17 - Andrew Siefing - 2016	22 - Ross Homan 2002-2005
Total Interceptions	3 - Shawn Uhlenhake - St. Johns 1999	11 - Brady Geier - 2005	19 - Cory Klenke 2005-2008
Career Punt Return TDs	3 - Kyle Schoenherr		
INDIVIDUAL KICKING	Game	Season	Career
Extra Points Made	10 - Trevor Stromblad - Parkway 2005	81 - Mario de la Rosa - 2007	194 - Mario de la Rosa 2005-2008
Field Goals Made	2 - Jeff Pax - Parkway 2001	9 - Jeff Pax - 2000	21 - Jeff Pax 1998-2001
Kick Points	11 - Mario de la Rosa - Kettering Alter 2007	93 - Mario de la Rosa - 2007	233 - Mario de la Rosa 2005-2008
Consecutive PATs	56 - Mario de la Rosa		
Longest Field Goal	48 - Troy Otten - Kenton 2011		
LONGEST SCORING PLAYS	COACHING		
Run from Scrimmage	95 - Justin Bruns - Ft. Recovery 2005	Most Wins in a Season	15 - John Reed '05, Chip Otten '12 & '15
Pass Reception	91 - Reese Klenke - Marion Local 2010	Most Wins in a Career	168 - John Reed
Interception Return	102 - Zach Siefing - Delphos St. John 2008	Highest Winning Percentage	88% - Chip Otten
Fumble Recovery	85 - Gaston Pleiman - Dublin Jerome 2005	MAC Wins in a Career	102 - John Reed
Kickoff Return	98 - Tony Harlamert - Marion Local 2008	Career Playoff Record	John Reed 37-12, Chip Otten 32-3
Punt Return	80 - Kevin Hoyng - Parkway 2000		



## Coldwater Football Records

### TEAM RECORDS

Most Points Scored	76	Lima Central Catholic 2002
Most Points Allowed	60	Shawnee 1963
Most Points Combined	111	Kettering Alter 2007 (59-52)
Most Points Scored in Victory	76	Lima CC 2002 (76-6)
Most Points Scored in Defeat	39	Brookville 1994 (39-49)
Widest Margin of Victory	70	70-0 - Parkway 2005
Widest Margin of Defeat	60	60-0 - Shawnee 1963

### Season *minimum 10 game season*

---

Most Wins	15	2005, 2012, 2015
Most Losses	10	1971
Most Points Scored	650	2007
Most Points Scored Regular Season	417	2005
Most Points Allowed	293	1972
Most Points Allowed Regular Season	293	1972
Least Points Scored	52	1971
Least Points Allowed	40	1975
Most Average Points per Game Scored	43.3	2007
Most Average Points per Game Allowed	29.3	1972
Least Average Points per Game Scored	5.2	1971
Least Average Points per Game Allowed	4.0	1975
Most Shutouts	6	1948, 1975, 1987, 2005, 2012
Most Times Shutout	4	1939, 1945, 1971
Undefeated Seasons	7	1948, 1954, 1961, 1976, 1983, 2005, 2012, 2015
Undefeated Regular Seasons	12	48, 54, 61, 76, 83, 2002, 04, 05, 06, 08, 12, 15
One Loss Seasons	11	36, 38, 47, 52, 53, 82, 2002, 04, 07, 08, 14

### Post Season

---

Post Season record	69 - 16 (81%)
Consecutive post season appearances	20 1997 thru 2016 (Currently the longest active streak in Ohio)
OHSAA Tournament Appearance:	22 1986, 1995, 1997, 1998, 1999, 2000, 2001, 2002, 2003, 2004, 2005, 2006, 2007, 2008, 2009, 2010, 2011, 2012, 2013, 2014, 2015, 2016
OHSAA Regional Final Appearances:	18 1995, 1998, 1999, 2000, 2001, 2003, 2004, 2005, 2007, 2008, 2009, 2010, 2011, 2012, 2013, 2014, 2015, 2016
OHSAA Regional Champions:	15 1995, 1998, 2000, 2001, 2004, 2005, 2007, 2009, 2010, 2011, 2012, 2013, 2014, 2015, 2016
OHSAA State Runner-Up	6 1998, 2000, 2009, 2010, 2011, 2016
OHSAA State Champions	6 2005, 2007, 2012, 2013, 2014, 2015

### Streaks

---

Consecutive Wins	26	2005-2006
Consecutive Losses	15	1971-1972
Consecutive Winning Seasons	22	1995-2016
Consecutive 10 Win Seasons	17	2000-2016
Consecutive Losing Seasons	5	1988-1991 & 1963-1967
Consecutive MAC Wins	30	2003-2006
Consecutive Home Wins	34	2001-2006
Consecutive Regular Season Wins	33	2003-2007
Consecutive Defensive Shutouts	5	1987, 2014
Consecutive Offensive Shutouts	4	1944-1945

# Schedule / Results

**Season Results: 9 - 4**

Kenton	35-28
@ Clinton-Massie	14-24
Marion Local	07-13
@ Ft. Recovery	33-07
St. Henry	13-10
@ Parkway	35-06
Minster	17-16
@ Versailles	24-10
Anna	28-21
@ Delphos St. Johns	07-12

## **Regional Playoffs**

Tipp City Bethel	42-07
Lima Central Catholic	24-17
Marion Local	00-33



# Game Stats



## Coldwater vs Kenton

August 25, 2017 at Cavalier Stadium - Coldwater  
Final Statistics



### Score by Quarters

		1	2	3	4	Final
74	<b>Coldwater (1-0)</b>	7	21	0	7	35
62	<b>Kenton (0-1)</b>	7	0	7	14	28

### Team Statistics

		<u>Coldwater</u>	<u>Kenton</u>
<b>Offensive</b>	First Downs	22	13
	by Run	13	5
	by Pass	9	6
	by Penalty	0	2
	Rushes - Yards	44-224	14-69
	Passes Comp - Att - Yds - Int	15-22-155-1	16-31-267-1
	Total Offensive Plays - Yards	66-379	45-336
<b>Kicking Game</b>	Punt Returns - Avg	0 - 0	0 - 0
	Kickoff Returns - Avg	3 - 21	5 - 9
	Field Goals Made - Att	0-1	0-0
	Punts - Average	2-16	2-35
<b>Turnovers</b>	Intercepted By	1	1
	Fumbles - Lost	0-0	1-1
	Penalties - Yards	8-68	4-34
<b>Conversions</b>	3rd Down	4-11	3-8
	4th Down	4-4	2-2

### Scoring Summary

<u>Team</u>	<u>Time</u>	<u>Qtr</u>	<u>Scoring Play</u>	<u>Conversion</u>	<u>PL-Yds</u>	<u>Score</u>
Kenton	06:45	1	Landon Rush 68 yd pass from Trent Reichelderfer	Bryce Ellis kick good	1-68	0 - 7
Coldwater	01:53	1	Jacob Wenning 20 yd pass from Sam Broering	Blake Dippold kick good	9-55	7 - 7
Coldwater	08:04	2	Brad Giere 1 yd run	Blake Dippold kick good	8-42	14 - 7
Coldwater	05:31	2	Brad Giere 30 yd fumble return	Blake Dippold kick good	1-30	21 - 7
Coldwater	:13.5	2	Sam Broering 19 yd run	Blake Dippold kick good	12-70	28 - 7
Kenton	04:25	3	Jayden Cornell 9 yd pass from Jaron Sharp	Bryce Ellis kick good	14-62	28 - 14
Coldwater	10:17	4	Ben Wenning 3 yd run	Blake Dippold kick good	13-64	35 - 14
Kenton	09:58	4	Alex Stephens 76 yd pass from Jaron Sharp	Bryce Ellis kick good	1-76	35 - 21
Kenton	06:59	4	Landon Rush 5 yd pass from Luke Baird	Bryce Ellis kick good	2-9	35 - 28



## Individual Statistics

### Coldwater

<u>Rushing</u>	<u>Att</u>	<u>Yds</u>	<u>TD</u>	<u>Lg</u>	<u>Avg</u>
Brad Giere	16	75	1	16	4.7
Sam Broering	12	72	1	19	6.0
Jacob Hartings	2	5		5	2.5
Ben Wenning	11	61	1	29	5.5
Caleb Dippold	1	9		9	9.0
Seth Obringer	2	2		2	1.0

### Kenton

<u>Rushing</u>	<u>Att</u>	<u>Yds</u>	<u>TD</u>	<u>Lg</u>	<u>Avg</u>
Jaron Sharp	14	69		12	4.9

<u>Passing</u>	<u>Att</u>	<u>Cmp</u>	<u>Yds</u>	<u>TD</u>	<u>Int</u>	<u>Lng</u>
Sam Broering	22	15	155	1	1	20

<u>Passing</u>	<u>Att</u>	<u>Cmp</u>	<u>Yds</u>	<u>TD</u>	<u>Int</u>	<u>Lng</u>
Jaron Sharp	28	14	194	2	1	76
Trent Reichelderfer	1	1	68	1		68
Luke Baird	2	1	5	1		5

<u>Receiving</u>	<u>Cat</u>	<u>Yds</u>	<u>TD</u>	<u>Lng</u>	<u>Avg</u>
Jacob Wenning	5	52	1	20	10.4
Alex May	1	5		5	5.0
Caleb Dippold	2	26		14	13.0
Ben Wenning	3	36		17	12.0
Jacob Hartings	2	10		7	5.0
Brad Giere	2	26		20	13.0

<u>Receiving</u>	<u>Cat</u>	<u>Yds</u>	<u>TD</u>	<u>Lng</u>	<u>Avg</u>
Landon Rush	4	91	2	68	22.8
Jayden Cornell	3	21	1	9	7.0
Trent Reichelderfer	4	43		19	10.8
Alex Stephens	2	81	1	76	40.5
Dillon Rall	2	26		22	13.0
Cory Ludwig	1	5		5	5.0

<u>Punting</u>	<u>No</u>	<u>Yds</u>	<u>Avg</u>	<u>Lng</u>	<u>Blk</u>
Jacob Wenning	2	32	16.0	38	

<u>Punting</u>	<u>No</u>	<u>Yds</u>	<u>Avg</u>	<u>Lng</u>	<u>Blk</u>
Jaron Sharp	2	70	35	39	

<u>Kickoffs</u>	<u>No</u>	<u>Yds</u>	<u>Avg</u>	<u>Lng</u>	<u>TB</u>
Blake Dippold	4	165	41.3	54	
Jacob Wenning	2	76	38.0	51	

<u>Kickoffs</u>	<u>No</u>	<u>Yds</u>	<u>Avg</u>	<u>Lng</u>	<u>TB</u>
Bryce Ellis	5	226	45.2	59	

<u>Punt Returns</u>	<u>No</u>	<u>Yds</u>	<u>TD</u>	<u>Lng</u>

<u>Punt Returns</u>	<u>No</u>	<u>Yds</u>	<u>TD</u>	<u>Lng</u>

<u>Kick Returns</u>	<u>No</u>	<u>Yds</u>	<u>TD</u>	<u>Lng</u>
Jack Muhlenkamp	2	50		34
Jacob Wenning	1	12		12

<u>Kick Returns</u>	<u>No</u>	<u>Yds</u>	<u>TD</u>	<u>Lng</u>
Alex Stephens	2	5		10
Trent Reichelderfer	2	39		22
Trent Lawrence	1	0		

<u>Interceptions</u>	<u>No</u>	<u>Yds</u>	<u>TD</u>	<u>Avg</u>
Jack Muhlenkamp	1	16		16.0

<u>Interceptions</u>	<u>No</u>	<u>Yds</u>	<u>TD</u>	<u>Avg</u>
Trent Lawrence	1	0		



**Coldwater vs Clinton Massie**  
**September 01, 2017 at Frank Irelan Field - Clarksville**  
**Final Statistics**



**Score by Quarters**

	1	2	3	4	Final
74 Coldwater (1-1)	0	0	7	7	14
80 Clinton Massie (2-0)	0	10	7	7	24

**Team Statistics**

		<u>Coldwater</u>	<u>Clinton Massie</u>
<b>Offensive</b>	First Downs	7	15
	by Run	1	14
	by Pass	5	1
	by Penalty	1	0
	Rushes - Yards	14--17	60-274
	Passes Comp - Att - Yds - Int	8-21-188-2	2-3-72-0
	Total Offensive Plays - Yards	35-171	63-346
<b>Kicking Game</b>	Punt Returns - Avg	0 - 0	0 - 0
	Kickoff Returns - Avg	3 - 10	2 - 8
	Field Goals Made - Att	0-0	1-1
	Punts - Average	5-42	3-42
<b>Turnovers</b>	Intercepted By	0	2
	Fumbles - Lost	0-0	0-0
	Penalties - Yards	2-20	5-44
<b>Conversions</b>	3rd Down	2-8	4-12
	4th Down	0-1	1-5

**Scoring Summary**

<u>Team</u>	<u>Time</u>	<u>Qtr</u>	<u>Scoring Play</u>	<u>Conversion</u>	<u>PL-Yds</u>	<u>Score</u>
Clinton Massie	08:35	2	Christian Poynter 14 yd run	Derick Carlisle kick good	2-18	0 - 7
Clinton Massie	00:21	2	Derick Carlisle 25 yd field goal		12-52	0 - 10
Clinton Massie	06:31	3	Christian Poynter 16 yd run	Derick Carlisle kick good	11-65	0 - 17
Coldwater	05:22	3	Ben Wenning 55 yd pass from Sam Broering	Blake Dippold kick good	4-70	7 - 17
Coldwater	10:24	4	Ben Wenning 64 yd pass from Sam Broering	Blake Dippold kick good	3-80	14 - 17
Clinton Massie	04:37	4	Luke Richardson 58 yd pass from Corey Stulz	Derick Carlisle kick good	3-63	14 - 24



## Individual Statistics

### Coldwater

<u>Rushing</u>	<u>Att</u>	<u>Yds</u>	<u>TD</u>	<u>Lg</u>	<u>Avg</u>
Brad Giere	3	14		14	4.7
Sam Broering	8	-35		2	-4.4
Seth Obringer	1	2		2	2.0
Jacob Wenning	1	1		1	1.0
Ben Wenning	1	1		1	1.0

### Clinton Massie

<u>Rushing</u>	<u>Att</u>	<u>Yds</u>	<u>TD</u>	<u>Lg</u>	<u>Avg</u>
Christian Poynter	29	163	2	36	5.6
Cody Collingham	9	50		10	5.6
Corey Stulz	14	41		11	2.9
Grant Rudy	8	20		9	2.5

<u>Passing</u>	<u>Att</u>	<u>Cmp</u>	<u>Yds</u>	<u>TD</u>	<u>Int</u>	<u>Lng</u>
Sam Broering	21	8	188	2	2	64

<u>Passing</u>	<u>Att</u>	<u>Cmp</u>	<u>Yds</u>	<u>TD</u>	<u>Int</u>	<u>Lng</u>
Corey Stulz	3	2	72	1		58

<u>Receiving</u>	<u>Cat</u>	<u>Yds</u>	<u>TD</u>	<u>Lng</u>	<u>Avg</u>
Jacob Hartings	1	30		30	30.0
Caleb Dippold	4	25		14	6.3
Ben Wenning	2	119	2	64	59.5
Seth Obringer	1	14		14	14.0

<u>Receiving</u>	<u>Cat</u>	<u>Yds</u>	<u>TD</u>	<u>Lng</u>	<u>Avg</u>
Luke Richardson	2	72	1	58	36.0

<u>Punting</u>	<u>No</u>	<u>Yds</u>	<u>Avg</u>	<u>Lng</u>	<u>Blk</u>
Jacob Wenning	5	211	42.2	49	

<u>Punting</u>	<u>No</u>	<u>Yds</u>	<u>Avg</u>	<u>Lng</u>	<u>Blk</u>
Thomas Myers	3	127	42.3	61	

<u>Kickoffs</u>	<u>No</u>	<u>Yds</u>	<u>Avg</u>	<u>Lng</u>	<u>TB</u>
Blake Dippold	3	94	31.3	56	

<u>Kickoffs</u>	<u>No</u>	<u>Yds</u>	<u>Avg</u>	<u>Lng</u>	<u>TB</u>
Derick Carlisle	5	246	49.2	60	2

<u>Punt Returns</u>	<u>No</u>	<u>Yds</u>	<u>TD</u>	<u>Lng</u>

<u>Punt Returns</u>	<u>No</u>	<u>Yds</u>	<u>TD</u>	<u>Lng</u>

<u>Kick Returns</u>	<u>No</u>	<u>Yds</u>	<u>TD</u>	<u>Lng</u>
Justin Schwietermar	1	5		5
Jacob Hartings	1	20		20
Ben Wenning	1	5		5

<u>Kick Returns</u>	<u>No</u>	<u>Yds</u>	<u>TD</u>	<u>Lng</u>
Luke Richardson	1	15		15
Christian Poynter	1	0		

<u>Interceptions</u>	<u>No</u>	<u>Yds</u>	<u>TD</u>	<u>Avg</u>

<u>Interceptions</u>	<u>No</u>	<u>Yds</u>	<u>TD</u>	<u>Avg</u>
Thomas Myers	1	2		2
Luke Richardson	1	15		15

## Fun Facts - Coldwater vs Marion Local

The success of the Coldwater and Marion Local football programs in the last 20 years are largely due to the work of John Reed at Coldwater and Tim Goodwin at Marion Local. Chip Otten has led Coldwater to continued success since John Reed's untimely passing in 2010. Here are some numbers that reflect that success...

- John Reed was 12-3 vs the Flyers (1995-2009)
- Goodwin is 6-12 vs Coldwater (1999-present)
- Otten's is 4-3 vs the Flyers (2010-present)
- Since 2000 Coldwater is 216-29 (best in Ohio regardless of division)
- Since 2000 Marion Local is 203-39 (2<sup>nd</sup> best in Ohio)
- Since 2000 Marion Local has won 6 MAC titles (3 outright)
- Since 2000 Coldwater has won 8 MAC titles (7 outright)
- Marion Local Playoff record
  - 19 appearances – 12 consecutive
  - 15 Regional Championships
  - 11 State Finals (9-2)
- Coldwater Playoff record
  - 22 appearances – 20 consecutive (best in Ohio)
  - 15 Regional Championships
  - 12 State Finals (6-6)
- 50-50 Drawings
  - 2016            \$14,724
  - 2015            \$11,437

## History of the Coldwater – Marion Local Matchup

First Meeting	1955
Overall Coldwater leads	34-26-4
At Maria Stein	Cavs leads 16-15-1
At Coldwater	Cavs leads 18-11-3
Last Marion Win	20-0 (2014)
Last Coldwater Win	17-14 (2016)
Biggest Marion Margin of Victory	33 points 47-14 (2013)
Biggest Coldwater Margin of Victory	50 points 50-0 (1960)
Longest Marion Winning Streak	6 - 1969-1974
Longest Coldwater Winning Streak	6 - 2001 -2006
Current Winning Streak	Cavs - 2



**Coldwater vs Marion Local**  
**September 08, 2017 at Cavalier Stadium - Coldwater**  
**Final Statistics**



**Score by Quarters**

	1	2	3	4	Final
74 Coldwater (1-2)	7	0	0	0	7
77 Marion Local (3-0)	0	6	7	0	13

**50-50 Jackpot = \$13,254**

**Team Statistics**

	<u>Coldwater</u>	<u>Marion Local</u>
<b>Offensive</b>		
First Downs	13	9
by Run	5	4
by Pass	7	4
by Penalty	1	1
Rushes - Yards	29-63	36-108
Passes Comp - Att - Yds - Int	14-24-142-1	10-19-96-0
Total Offensive Plays - Yards	53-205	55-204
<b>Kicking Game</b>		
Punt Returns - Avg	1 - 2	1 - 5
Kickoff Returns - Avg	3 - 21	2 - 34
Field Goals Made - Att	0-1	0-1
Punts - Average	5-33	6-35
<b>Turnovers</b>		
Intercepted By	0	1
Fumbles - Lost	2-2	0-0
Penalties - Yards	2-15	5-44
<b>Conversions</b>		
3rd Down	3-11	3-11
4th Down	1-2	0-2

**Scoring Summary**

<u>Team</u>	<u>Time</u>	<u>Qtr</u>	<u>Scoring Play</u>	<u>Conversion</u>	<u>PL-Yds</u>	<u>Score</u>
Coldwater	05:03	1	Sam Broering 40 yd run	Blake Dippold kick good	3-65	7 - 0
Marion Local	08:53	2	Nolan Habodasz 1 yd run	Alex Klosterman kick failed	10-49	7 - 6
Marion Local	07:29	3	Nolan Habodasz 1 yd run	Alex Klosterman kick good	4-10	7 - 13



## Individual Statistics

### Coldwater

<u>Rushing</u>	<u>Att</u>	<u>Yds</u>	<u>TD</u>	<u>Lg</u>	<u>Avg</u>
Sam Broering	17	39		40	2.3
Ben Wenning	7	19		5	2.7
Seth Obringer	3	5		2	1.7
Brad Giere	2	0			

### Marion Local

<u>Rushing</u>	<u>Att</u>	<u>Yds</u>	<u>TD</u>	<u>Lg</u>	<u>Avg</u>
Nolan Habodasz	18	78	2	15	4.3
Nathan Bruns	7	-4		5	-0.6
Alex Partington	8	24		8	3.0
Matt Rethman	3	10		6	3.3

### Passing

	<u>Att</u>	<u>Cmp</u>	<u>Yds</u>	<u>TD</u>	<u>Int</u>	<u>Lng</u>
Sam Broering	23	13	105		1	18
Jacob Wenning	1	1	37			37

### Passing

	<u>Att</u>	<u>Cmp</u>	<u>Yds</u>	<u>TD</u>	<u>Int</u>	<u>Lng</u>
Nathan Bruns	19	10	96			37

### Receiving

	<u>Cat</u>	<u>Yds</u>	<u>TD</u>	<u>Lng</u>	<u>Avg</u>
Ben Wenning	7	50		18	7.1
Jacob Wenning	3	35		16	11.7
Caleb Dippold	1	14		14	14.0
Brad Giere	1	8		8	8.0
Jacob Hartings	1	37		37	37.0
Derek Albers	1	-2		-2	-2.0

### Receiving

	<u>Cat</u>	<u>Yds</u>	<u>TD</u>	<u>Lng</u>	<u>Avg</u>
Matt Rethman	7	49		11	7.0
Nick Tangeman	2	40		37	20.0
Ryan Koenig	1	7		7	7.0

### Punting

	<u>No</u>	<u>Yds</u>	<u>Avg</u>	<u>Lng</u>	<u>Blk</u>
Jacob Wenning	5	163	32.6	44	

### Punting

	<u>No</u>	<u>Yds</u>	<u>Avg</u>	<u>Lng</u>	<u>Blk</u>
Tyler Mescher	6	211	35.2	41	

### Kickoffs

	<u>No</u>	<u>Yds</u>	<u>Avg</u>	<u>Lng</u>	<u>TB</u>
Blake Dippold	2	102	51.0	52	

### Kickoffs

	<u>No</u>	<u>Yds</u>	<u>Avg</u>	<u>Lng</u>	<u>TB</u>
Tyler Mescher	3	148	49.3	51	

### Punt Returns

	<u>No</u>	<u>Yds</u>	<u>TD</u>	<u>Lng</u>
Ben Wenning	1	2		2

### Punt Returns

	<u>No</u>	<u>Yds</u>	<u>TD</u>	<u>Lng</u>
Matt Rethman	1	5		5

### Kick Returns

	<u>No</u>	<u>Yds</u>	<u>TD</u>	<u>Lng</u>
Jacob Hartings	2	43		30
Jacob Wenning	1	20		20

### Kick Returns

	<u>No</u>	<u>Yds</u>	<u>TD</u>	<u>Lng</u>
Derek Ruhenkamp	1	26		26
Matt Rethman	1	42		42

### Interceptions

	<u>No</u>	<u>Yds</u>	<u>TD</u>	<u>Avg</u>
--	-----------	------------	-----------	------------

### Interceptions

	<u>No</u>	<u>Yds</u>	<u>TD</u>	<u>Avg</u>
Matt Rethman	1	34		34



## Coldwater vs Ft. Recovery

September 15, 2017 at Barrenbrunge Park - Ft. Recovery  
Final Statistics



### Score by Quarters

		1	2	3	4	Final
74	<b>Coldwater (2-2)</b>	0	13	13	7	33
59	<b>Ft. Recovery (2-2)</b>	0	7	0	0	7

### Team Statistics

		<u>Coldwater</u>	<u>Ft. Recovery</u>
<b>Offensive</b>	First Downs	8	17
	by Run	2	12
	by Pass	6	4
	by Penalty	0	1
	Rushes - Yards	21-155	39-237
	Passes Comp - Att - Yds - Int	14-19-187-0	7-20-63-1
	Total Offensive Plays - Yards	40-342	59-300
<b>Kicking Game</b>	Punt Returns - Avg	2 - 16	1 - 23
	Kickoff Returns - Avg	2 - 8	5 - 10
	Field Goals Made - Att	0-0	0-0
	Punts - Average	6-39	4-38
<b>Turnovers</b>	Intercepted By	1	0
	Fumbles - Lost	0-0	2-2
	Penalties - Yards	6-41	4-35
<b>Conversions</b>	3rd Down	2-10	2-10
	4th Down	2-3	2-4

### Scoring Summary

<u>Team</u>	<u>Time</u>	<u>Qtr</u>	<u>Scoring Play</u>	<u>Conversion</u>	<u>PL-Yds</u>	<u>Score</u>
Coldwater	11:04	2	Jacob Wenning 41 yd pass from Sam Broering	Blake Dippold kick good	2-44	7 - 0
Ft. Recovery	02:04	2	Will Homan 37 yd run	Cobe Wendel kick good	1-37	7 - 7
Coldwater	01:24	2	Jacob Wenning 7 yd pass from Sam Broering	Blake Dippold kick failed	3-59	13 - 7
Coldwater	05:19	3	Ben Wenning 20 yd pass from Sam Broering	Pass failed	4-22	19 - 7
Coldwater	03:33	3	Jacob Wenning 19 yd pass from Sam Broering	Blake Dippold kick good	4-24	26 - 7
Coldwater	01:55	4	<b>Ben Wenning 99 yd run</b>	Blake Dippold kick good	1-99	33 - 7

Ben Wenning's 99 run establishes a new school record for a TD run from scrimmage previously held by Justin Bruns (95 yards, Ft. Recovery 2005)

## Individual Statistics

### Coldwater

<u>Rushing</u>	<u>Att</u>	<u>Yds</u>	<u>TD</u>	<u>Lg</u>	<u>Avg</u>
Sam Broering	6	-2		7	-0.3
Brad Giere	4	1		1	0.3
Jacob Hartings	1	0			
Seth Obringer	2	1		2	0.5
Ben Wenning	7	149	1	99	21.3
Jacob Wenning	1	6		6	6.0

<u>Passing</u>	<u>Att</u>	<u>Cmp</u>	<u>Yds</u>	<u>TD</u>	<u>Int</u>	<u>Lng</u>
Sam Broering	19	14	187	4		45

<u>Receiving</u>	<u>Cat</u>	<u>Yds</u>	<u>TD</u>	<u>Lng</u>	<u>Avg</u>
Alex May	1	10		10	10.0
Seth Obringer	1	2		2	2.0
Jacob Wenning	4	112	3	45	28.0
Brad Giere	3	14		7	4.7
Ben Wenning	4	40	1	20	10.0
Will Broering	1	9		9	9.0

<u>Punting</u>	<u>No</u>	<u>Yds</u>	<u>Avg</u>	<u>Lng</u>	<u>Blk</u>
Jacob Wenning	6	235	39.2	50	

<u>Kickoffs</u>	<u>No</u>	<u>Yds</u>	<u>Avg</u>	<u>Lng</u>	<u>TB</u>
Blake Dippold	5	256	51.2	54	

<u>Punt Returns</u>	<u>No</u>	<u>Yds</u>	<u>TD</u>	<u>Lng</u>
Ben Wenning	2	32		27

<u>Kick Returns</u>	<u>No</u>	<u>Yds</u>	<u>TD</u>	<u>Lng</u>
Jacob Hartings	1	11		11
Jack Muhlenkamp	1	4		4

<u>Interceptions</u>	<u>No</u>	<u>Yds</u>	<u>TD</u>	<u>Avg</u>
Ben Wenning	1	0		

### Ft. Recovery

<u>Rushing</u>	<u>Att</u>	<u>Yds</u>	<u>TD</u>	<u>Lg</u>	<u>Avg</u>
Will Homan	21	176	1	37	8.4
Cade Wendel	14	37		15	2.6
Andrew Stocker	1	2		2	2.0
Nathan Thornhill	3	22		9	7.3

<u>Passing</u>	<u>Att</u>	<u>Cmp</u>	<u>Yds</u>	<u>TD</u>	<u>Int</u>	<u>Lng</u>
Cade Wendel	18	7	63		1	14
Josh Muhlenkamp	1	0	0			
Clay Schmitz	1	0	0			

<u>Receiving</u>	<u>Cat</u>	<u>Yds</u>	<u>TD</u>	<u>Lng</u>	<u>Avg</u>
Will Homan	1	2		2	2.0
Kaden Will	1	1		1	1.0
Clayton Pearson	2	22		12	11.0
Ryan Braun	2	24		14	12.0
Riley Pearson	1	14		14	14.0

<u>Punting</u>	<u>No</u>	<u>Yds</u>	<u>Avg</u>	<u>Lng</u>	<u>Blk</u>
Josh Muhlenkamp	4	151	37.8	44	

<u>Kickoffs</u>	<u>No</u>	<u>Yds</u>	<u>Avg</u>	<u>Lng</u>	<u>TB</u>
Cobe Wendel	2	84	42	54	

<u>Punt Returns</u>	<u>No</u>	<u>Yds</u>	<u>TD</u>	<u>Lng</u>
Riley Post	1	23		23

<u>Kick Returns</u>	<u>No</u>	<u>Yds</u>	<u>TD</u>	<u>Lng</u>
Clay Schmitz	1	7		7
Riley Pearson	3	40		17
Clayton Pearson	1	5		5

<u>Interceptions</u>	<u>No</u>	<u>Yds</u>	<u>TD</u>	<u>Avg</u>



**Coldwater vs St. Henry**  
**September 22, 2017 at Cavalier Stadium - Coldwater**  
**Final Statistics**



**Score by Quarters**

		<b>1</b>	<b>2</b>	<b>3</b>	<b>4</b>	<b>Final</b>
74	<b>Coldwater (3-2)</b>	7	3	0	3	13
49	<b>St. Henry (4-1)</b>	0	3	7	0	10

**Team Statistics**

		<u><b>Coldwater</b></u>	<u><b>St. Henry</b></u>
<b>Offensive</b>	First Downs	15	14
	by Run	5	6
	by Pass	8	7
	by Penalty	2	1
	Rushes - Yards	29-60	30-142
	Passes Comp - Att - Yds - Int	17-29-197-0	8-18-143-1
	Total Offensive Plays - Yards	58-257	48-285
<b>Kicking Game</b>	Punt Returns - Avg	0 - 0	3 - 11
	Kickoff Returns - Avg	2 - 11	3 - 24
	Field Goals Made - Att	2-2	1-1
	Punts - Average	6-38	2-34
<b>Turnovers</b>	Intercepted By	1	0
	Fumbles - Lost	0-0	2-2
	Penalties - Yards	11-83	8-64
<b>Conversions</b>	3rd Down	4-10	2-8
	4th Down	1-1	1-2

**Scoring Summary**

<u><b>Team</b></u>	<u><b>Time</b></u>	<u><b>Qtr</b></u>	<u><b>Scoring Play</b></u>	<u><b>Conversion</b></u>	<u><b>PL-Yds</b></u>	<u><b>Score</b></u>
Coldwater	01:02	1	Jacob Wenning 78 yd pass from Sam Broering	Blake Dippold kick good	3-81	7 - 0
St. Henry	07:51	2	Ryan Luttmr 34 yd field goal		9-47	7 - 3
Coldwater	00:01	2	Blake Dippold 21 yd field goal		10-39	10 - 3
St. Henry	06:53	3	Tyler Schlarman 51 yd pass from Daylon Lange	Ryan Luttmr kick good	5-72	10 - 10
Coldwater	02:23	4	Blake Dippold 28 yd field goal		18-62	13 - 10



## Individual Statistics

### Coldwater

<u>Rushing</u>	<u>Att</u>	<u>Yds</u>	<u>TD</u>	<u>Lg</u>	<u>Avg</u>
Ben Wenning	18	50		13	2.8
Jacob Hartings	1	4		4	4.0
Sam Broering	7	0		9	
Seth Obringer	1	1		1	1.0
Brad Giere	1	6		6	6.0
Jacob Wenning	1	-1		-1	-1.0

<u>Passing</u>	<u>Att</u>	<u>Cmp</u>	<u>Yds</u>	<u>TD</u>	<u>Int</u>	<u>Lng</u>
Sam Broering	29	17	197	1		78

<u>Receiving</u>	<u>Cat</u>	<u>Yds</u>	<u>TD</u>	<u>Lng</u>	<u>Avg</u>
Caleb Dippold	3	33		19	11.0
Ben Wenning	5	24		11	4.8
Jacob Wenning	6	120	1	78	20.0
Alex May	3	20		7	6.7

<u>Punting</u>	<u>No</u>	<u>Yds</u>	<u>Avg</u>	<u>Lng</u>	<u>Blk</u>
Jacob Wenning	6	226	37.7	41	

<u>Kickoffs</u>	<u>No</u>	<u>Yds</u>	<u>Avg</u>	<u>Lng</u>	<u>TB</u>
Blake Dippold	4	162	40.5	55	

<u>Punt Returns</u>	<u>No</u>	<u>Yds</u>	<u>TD</u>	<u>Lng</u>

<u>Kick Returns</u>	<u>No</u>	<u>Yds</u>	<u>TD</u>	<u>Lng</u>
Jacob Hartings	1	7		7
Jacob Wenning	1	14		14

<u>Interceptions</u>	<u>No</u>	<u>Yds</u>	<u>TD</u>	<u>Avg</u>
Ben Wenning	1	0		

### St. Henry

<u>Rushing</u>	<u>Att</u>	<u>Yds</u>	<u>TD</u>	<u>Lg</u>	<u>Avg</u>
Ryan Luttmer	13	57		11	4.4
Jaren Fishbaugh	5	18		5	3.6
Daylon Lange	6	46		22	7.7
Cody Bruggeman	6	21		5	3.5

<u>Passing</u>	<u>Att</u>	<u>Cmp</u>	<u>Yds</u>	<u>TD</u>	<u>Int</u>	<u>Lng</u>
Daylon Lange	18	8	143	1	1	51

<u>Receiving</u>	<u>Cat</u>	<u>Yds</u>	<u>TD</u>	<u>Lng</u>	<u>Avg</u>
Tyler Schlarman	3	76	1	51	25.3
Cody Bruggeman	2	16		9	8.0
Ryan Bruening	1	17		17	17.0
Ryan Luttmer	1	20		20	20.0
Zach Niekamp	1	14		14	14.0

<u>Punting</u>	<u>No</u>	<u>Yds</u>	<u>Avg</u>	<u>Lng</u>	<u>Blk</u>
Cody Bruggeman	2	68	34	37	

<u>Kickoffs</u>	<u>No</u>	<u>Yds</u>	<u>Avg</u>	<u>Lng</u>	<u>TB</u>
Ryan Luttmer	3	134	44.7	56	

<u>Punt Returns</u>	<u>No</u>	<u>Yds</u>	<u>TD</u>	<u>Lng</u>
Parker Link	2	28		18
Ryan Bruening	1	5		5

<u>Kick Returns</u>	<u>No</u>	<u>Yds</u>	<u>TD</u>	<u>Lng</u>
Ryan Luttmer	1	39		39
Parker Link	1	19		19
Ryan Bruening	1	15		15

<u>Interceptions</u>	<u>No</u>	<u>Yds</u>	<u>TD</u>	<u>Avg</u>



## Coldwater vs Parkway

September 29, 2017 at Parkway High School - Rockford  
Final Statistics



### Score by Quarters

		1	2	3	4	Final
74	<b>Coldwater (4-2)</b>	7	14	14	0	35
39	<b>Parkway (1-5)</b>	0	0	0	6	6

### Team Statistics

		<u>Coldwater</u>	<u>Parkway</u>
<b>Offensive</b>	First Downs	14	11
	by Run	5	8
	by Pass	9	3
	by Penalty	0	0
	Rushes - Yards	23-83	36-195
	Passes Comp - Att - Yds - Int	18-23-214-1	5-10-77-0
	Total Offensive Plays - Yards	46-297	46-272
<b>Kicking Game</b>	Punt Returns - Avg	5 - 8	1 - 7
	Kickoff Returns - Avg	1 - 0	5 - 12
	Field Goals Made - Att	0-0	0-0
	Punts - Average	4-39	5-35
<b>Turnovers</b>	Intercepted By	0	1
	Fumbles - Lost	0-0	2-2
	Penalties - Yards	2-10	4-30
<b>Conversions</b>	3rd Down	2-7	1-8
	4th Down	0-0	0-3

### Scoring Summary

<u>Team</u>	<u>Time</u>	<u>Qtr</u>	<u>Scoring Play</u>	<u>Conversion</u>	<u>PL-Yds</u>	<u>Score</u>
Coldwater	08:43	1	Jacob Wenning 31 yd pass from Sam Broering	Blake Dippold kick good	3-50	7 - 0
Coldwater	05:59	2	Ben Wenning 1 yd run	Blake Dippold kick good	8-82	14 - 0
Coldwater	00:19	2	Ben Wenning 5 yd run	Blake Dippold kick good	5-23	21 - 0
Coldwater	09:08	3	Jacob Wenning 33 yd pass from Sam Broering	Blake Dippold kick good	6-62	28 - 0
Coldwater	01:00	3	Tyler Backs 6 yd run	Blake Dippold kick good	2-19	35 - 0
Parkway	03:57	4	Andrew Baker 19 yd run	Run failed	2-46	35 - 6

## Individual Statistics

### Coldwater

<u>Rushing</u>	<u>Att</u>	<u>Yds</u>	<u>TD</u>	<u>Lg</u>	<u>Avg</u>
Ben Wenning	8	45	2	31	5.6
Seth Obringer	2	6		5	3.0
Sam Broering	4	6		13	1.5
Jack Muhlenkamp	1	3		3	3.0
Brad Giere	4	13		5	3.3
Tyler Backs	1	6	1	6	6.0
Shane Homan	1	0			
Ross Weigel	1	-5		-5	-5.0
Jake Hemmelgarn	1	9		9	9.0

<u>Passing</u>	<u>Att</u>	<u>Cmp</u>	<u>Yds</u>	<u>TD</u>	<u>Int</u>	<u>Lng</u>
Sam Broering	17	14	196	2		33
Jake Hemmelgarn	6	4	18		1	7

<u>Receiving</u>	<u>Cat</u>	<u>Yds</u>	<u>TD</u>	<u>Lng</u>	<u>Avg</u>
Jack Muhlenkamp	2	31		19	15.5
Jacob Wenning	4	84	2	33	21.0
Alex May	2	32		24	16.0
Seth Obringer	2	2		1	1.0
Ben Wenning	2	31		18	15.5
Jacob Hartings	2	16		12	8.0
Tyler Backs	2	12		7	6.0
Payton Goodwin	1	4		4	4.0
Will Broering	1	2		2	2.0

<u>Punting</u>	<u>No</u>	<u>Yds</u>	<u>Avg</u>	<u>Lng</u>	<u>Blk</u>
Jacob Wenning	4	155	38.8	42	

<u>Kickoffs</u>	<u>No</u>	<u>Yds</u>	<u>Avg</u>	<u>Lng</u>	<u>TB</u>
Blake Dippold	6	243	40.5	54	

<u>Punt Returns</u>	<u>No</u>	<u>Yds</u>	<u>TD</u>	<u>Lng</u>
Jack Muhlenkamp	2	0		
Ben Wenning	2	42		27
Payton Goodwin	1	0		

<u>Kick Returns</u>	<u>No</u>	<u>Yds</u>	<u>TD</u>	<u>Lng</u>
Josh Hrycko	1	0		

<u>Interceptions</u>	<u>No</u>	<u>Yds</u>	<u>TD</u>	<u>Avg</u>

### Parkway

<u>Rushing</u>	<u>Att</u>	<u>Yds</u>	<u>TD</u>	<u>Lg</u>	<u>Avg</u>
Nick Hawk	16	60		39	3.8
Caden May	9	66		22	7.3
Andrew Baker	7	48	1	19	6.9
Jason Luth	4	21		9	5.3

<u>Passing</u>	<u>Att</u>	<u>Cmp</u>	<u>Yds</u>	<u>TD</u>	<u>Int</u>	<u>Lng</u>
Andrew Baker	10	5	77			36

<u>Receiving</u>	<u>Cat</u>	<u>Yds</u>	<u>TD</u>	<u>Lng</u>	<u>Avg</u>
Caden May	3	38		36	12.7
Caleb Kinney	1	10		10	10.0
Nick Hawk	1	29		29	29.0

<u>Punting</u>	<u>No</u>	<u>Yds</u>	<u>Avg</u>	<u>Lng</u>	<u>Blk</u>
Corey Walls	5	173	34.6	54	

<u>Kickoffs</u>	<u>No</u>	<u>Yds</u>	<u>Avg</u>	<u>Lng</u>	<u>TB</u>
Number 51	1	22	22	22	

<u>Punt Returns</u>	<u>No</u>	<u>Yds</u>	<u>TD</u>	<u>Lng</u>
Nick Hawk	1	7		7

<u>Kick Returns</u>	<u>No</u>	<u>Yds</u>	<u>TD</u>	<u>Lng</u>
Caden May	2	27		19
Jason Luth	1	17		17
Ryan Hesse	1	0		
Nick Hawk	1	18		18

<u>Interceptions</u>	<u>No</u>	<u>Yds</u>	<u>TD</u>	<u>Avg</u>
Jason Luth	1	0		



**Coldwater vs Minster**  
**October 06, 2017 at Cavalier Stadium - Coldwater**  
**Final Statistics**



**Score by Quarters**

		<b>1</b>	<b>2</b>	<b>3</b>	<b>4</b>	<b>Final</b>
74	<b>Coldwater (5-2)</b>	3	7	0	7	17
64	<b>Minster (3-4)</b>	0	7	3	6	16

**Team Statistics**

		<u><b>Coldwater</b></u>	<u><b>Minster</b></u>
<b>Offensive</b>	First Downs	12	12
	by Run	7	4
	by Pass	5	7
	by Penalty	0	1
	Rushes - Yards	38-94	21-61
	Passes Comp - Att - Yds - Int	14-22-97-0	12-21-202-1
	Total Offensive Plays - Yards	60-191	42-263
<b>Kicking Game</b>	Punt Returns - Avg	4 - 9	4 - 8
	Kickoff Returns - Avg	4 - 13	4 - 16
	Field Goals Made - Att	1-1	1-1
	Punts - Average	5-38	4-37
<b>Turnovers</b>	Intercepted By	1	0
	Fumbles - Lost	1-0	3-2
	Penalties - Yards	5-31	8-53
<b>Conversions</b>	3rd Down	6-14	4-8
	4th Down	1-2	0-0

**Scoring Summary**

<u><b>Team</b></u>	<u><b>Time</b></u>	<u><b>Qtr</b></u>	<u><b>Scoring Play</b></u>	<u><b>Conversion</b></u>	<u><b>PL-Yds</b></u>	<u><b>Score</b></u>
Coldwater	03:24	1	Blake Dippold 20 yd field goal		3-5	3 - 0
Coldwater	08:54	2	Brad Giere 3 yd run	Blake Dippold kick good	8-41	10 - 0
Minster	00:30	2	Jared Huelsman 3 yd run	Isaac Schmiesing kick good	11-77	10 - 7
Minster	09:20	3	Isaac Schmiesing 21 yd field goal		6-68	10 - 10
Coldwater	02:46	4	Sam Broering 3 yd run	Blake Dippold kick good	8-37	17 - 10
Minster	01:06	4	Jared Huelsman 14 yd run	Run failed	9-66	17 - 16



## Individual Statistics

### Coldwater

<u>Rushing</u>	<u>Att</u>	<u>Yds</u>	<u>TD</u>	<u>Lg</u>	<u>Avg</u>
Brad Giere	7	38	1	13	5.4
Sam Broering	16	52	1	16	3.3
Ben Wenning	9	11		7	1.2
Jacob Hartings	3	6		3	2.0
Team	3	-13		-4	-4.3

### Minster

<u>Rushing</u>	<u>Att</u>	<u>Yds</u>	<u>TD</u>	<u>Lg</u>	<u>Avg</u>
Jared Huelsman	19	60	2	14	3.2
Isaac Schmiesing	2	1		5	0.5

### Passing

	<u>Att</u>	<u>Cmp</u>	<u>Yds</u>	<u>TD</u>	<u>Int</u>	<u>Lng</u>
Sam Broering	22	14	97			16

### Passing

	<u>Att</u>	<u>Cmp</u>	<u>Yds</u>	<u>TD</u>	<u>Int</u>	<u>Lng</u>
Jared Huelsman	21	12	202		1	45

### Receiving

	<u>Cat</u>	<u>Yds</u>	<u>TD</u>	<u>Lng</u>	<u>Avg</u>
Ben Wenning	4	32		12	8.0
Jacob Hartings	3	20		9	6.7
Jacob Wenning	3	20		11	6.7
Alex May	3	23		16	7.7
Caleb Dippold	1	2		2	2.0

### Receiving

	<u>Cat</u>	<u>Yds</u>	<u>TD</u>	<u>Lng</u>	<u>Avg</u>
Isaac Schmiesing	4	36		16	9.0
August Boehnlein	2	51		37	25.5
Alex Lehmkuhl	2	17		11	8.5
Cody Frericks	2	18		10	9.0
Austin Brown	2	80		45	40.0

### Punting

	<u>No</u>	<u>Yds</u>	<u>Avg</u>	<u>Lng</u>	<u>Blk</u>
Jacob Wenning	5	189	37.8	43	

### Punting

	<u>No</u>	<u>Yds</u>	<u>Avg</u>	<u>Lng</u>	<u>Blk</u>
Isaac Schmiesing	4	146	36.5	38	

### Kickoffs

	<u>No</u>	<u>Yds</u>	<u>Avg</u>	<u>Lng</u>	<u>TB</u>
Blake Dippold	4	193	48.3	50	

### Kickoffs

	<u>No</u>	<u>Yds</u>	<u>Avg</u>	<u>Lng</u>	<u>TB</u>
Isaac Schmiesing	4	162	40.5	59	

### Punt Returns

	<u>No</u>	<u>Yds</u>	<u>TD</u>	<u>Lng</u>
Jack Muhlenkamp	1	13		13
Ben Wenning	3	21		11

### Punt Returns

	<u>No</u>	<u>Yds</u>	<u>TD</u>	<u>Lng</u>
Isaac Schmiesing	4	31		17

### Kick Returns

	<u>No</u>	<u>Yds</u>	<u>TD</u>	<u>Lng</u>
Jacob Wenning	2	40		24
Jacob Hartings	1	11		11
Ben Wenning	1	0		

### Kick Returns

	<u>No</u>	<u>Yds</u>	<u>TD</u>	<u>Lng</u>
Alex Schmitmeyer	3	42		17
Isaac Schmiesing	1	22		22

### Interceptions

	<u>No</u>	<u>Yds</u>	<u>TD</u>	<u>Avg</u>
Jack Muhlenkamp	1	0		

### Interceptions

	<u>No</u>	<u>Yds</u>	<u>TD</u>	<u>Avg</u>
--	-----------	------------	-----------	------------



**Coldwater vs Versailles**  
**October 13, 2017 at Hole Field - Versailles**  
**Final Statistics**



**Score by Quarters**

		<u>1</u>	<u>2</u>	<u>3</u>	<u>4</u>	<u>Final</u>
74	<b>Coldwater (6-2)</b>	7	10	0	7	24
55	<b>Versailles (3-5)</b>	7	0	3	0	10

**Team Statistics**

		<u>Coldwater</u>	<u>Versailles</u>
<b>Offensive</b>	First Downs	21	9
	by Run	8	5
	by Pass	11	2
	by Penalty	2	2
	Rushes - Yards	41-56	32-84
	Passes Comp - Att - Yds - Int	13-27-244-1	6-12-63-0
	Total Offensive Plays - Yards	68-300	44-147
<b>Kicking Game</b>	Punt Returns - Avg	1 - 5	3 - 6
	Kickoff Returns - Avg	3 - 12	5 - 10
	Field Goals Made - Att	1-1	1-1
	Punts - Average	4-30	4-45
<b>Turnovers</b>	Intercepted By	0	1
	Fumbles - Lost	2-2	3-3
	Penalties - Yards	6-76	7-55
<b>Conversions</b>	3rd Down	4-11	0-9
	4th Down	0-0	1-3

**Scoring Summary**

<u>Team</u>	<u>Time</u>	<u>Qtr</u>	<u>Scoring Play</u>	<u>Conversion</u>	<u>PL-Yds</u>	<u>Score</u>
Versailles	07:47	1	George Grow 4 yd run	Jeffery Ware kick good	6-17	0 - 7
Coldwater	01:17	1	Jacob Wenning 30 yd pass from Sam Broering	Blake Dippold kick good	7-69	7 - 7
Coldwater	05:07	2	Jacob Wenning 38 yd pass from Sam Broering	Blake Dippold kick good	10-80	14 - 7
Coldwater	00:03	2	Blake Dippold 37 yd field goal		11-54	17 - 7
Versailles	06:06	3	Jeffery Ware 30 yd field goal		6-50	17 - 10
Coldwater	06:18	4	Jacob Wenning 36 yd pass from Sam Broering	Blake Dippold kick good	3-36	24 - 10

## Individual Statistics

### Coldwater

<u>Rushing</u>	<u>Att</u>	<u>Yds</u>	<u>TD</u>	<u>Lg</u>	<u>Avg</u>
Sam Broering	14	-31		5	-2.2
Brad Giere	7	27		10	3.9
Ben Wenning	10	47		9	4.7
Justin Schwietermar	1	-4		-4	-4.0
Caleb Dippold	1	0			
Seth Obringer	5	29		8	5.8
Team	3	-12		-4	-4.0

<u>Passing</u>	<u>Att</u>	<u>Cmp</u>	<u>Yds</u>	<u>TD</u>	<u>Int</u>	<u>Lng</u>
Sam Broering	27	13	244	3	1	38

### Versailles

<u>Rushing</u>	<u>Att</u>	<u>Yds</u>	<u>TD</u>	<u>Lg</u>	<u>Avg</u>
Garrett Thompson	7	8		3	1.1
Kurtis Rutschilling	7	63		47	9.0
Noah Grisez	2	8		4	4.0
George Grow	7	27	1	9	3.9
Noah Grisez	3	20		14	6.7
Kurtis Rutschilling	1	5		5	5.0
Noah Waymire	5	-47		-4	-9.4

<u>Passing</u>	<u>Att</u>	<u>Cmp</u>	<u>Yds</u>	<u>TD</u>	<u>Int</u>	<u>Lng</u>
Noah Waymire	12	6	63			37

<u>Receiving</u>	<u>Cat</u>	<u>Yds</u>	<u>TD</u>	<u>Lng</u>	<u>Avg</u>
Will Broering	1	12		12	12.0
Jacob Hartings	3	49		21	16.3
Jacob Wenning	6	145	3	38	24.2
Caleb Dippold	1	10		10	10.0
Ben Wenning	2	28		21	14.0

<u>Receiving</u>	<u>Cat</u>	<u>Yds</u>	<u>TD</u>	<u>Lng</u>	<u>Avg</u>
George Grow	1	13		13	13.0
Kurtis Rutschilling	3	46		37	15.3
Noah Grisez	1	3		3	3.0
Garrett Thompson	1	1		1	1.0

<u>Punting</u>	<u>No</u>	<u>Yds</u>	<u>Avg</u>	<u>Lng</u>	<u>Blk</u>
Jacob Wenning	4	121	30.3	44	

<u>Punting</u>	<u>No</u>	<u>Yds</u>	<u>Avg</u>	<u>Lng</u>	<u>Blk</u>
Josh Steinbrunner	4	178	44.5	55	

<u>Kickoffs</u>	<u>No</u>	<u>Yds</u>	<u>Avg</u>	<u>Lng</u>	<u>TB</u>
Blake Dippold	5	187	37.4	50	

<u>Kickoffs</u>	<u>No</u>	<u>Yds</u>	<u>Avg</u>	<u>Lng</u>	<u>TB</u>
Jeffery Ware	3	118	39.3	46	

<u>Punt Returns</u>	<u>No</u>	<u>Yds</u>	<u>TD</u>	<u>Lng</u>
Ben Wenning	1	5		5

<u>Punt Returns</u>	<u>No</u>	<u>Yds</u>	<u>TD</u>	<u>Lng</u>
George Grow	1	19		19
Andrew DeMange	2	0		

<u>Kick Returns</u>	<u>No</u>	<u>Yds</u>	<u>TD</u>	<u>Lng</u>
Jacob Wenning	2	27		14
Jack Muhlenkamp	1	9		9

<u>Kick Returns</u>	<u>No</u>	<u>Yds</u>	<u>TD</u>	<u>Lng</u>
Derek Cavin	2	11		6
Andrew DeMange	2	24		14
Garrett Thompson	1	15		15

<u>Interceptions</u>	<u>No</u>	<u>Yds</u>	<u>TD</u>	<u>Avg</u>

<u>Interceptions</u>	<u>No</u>	<u>Yds</u>	<u>TD</u>	<u>Avg</u>
Nathan Wagner	1	0		



**Coldwater vs Anna**  
**October 20, 2017 at Cavalier Stadium - Coldwater**  
**Final Statistics**



**Score by Quarters**

		1	2	3	4	Final
74	<b>Coldwater (7-2)</b>	0	0	7	21	28
51	<b>Anna (7-2)</b>	14	0	0	7	21

**Team Statistics**

		<u>Coldwater</u>	<u>Anna</u>
<b>Offensive</b>	First Downs	25	10
	by Run	9	5
	by Pass	13	5
	by Penalty	3	0
	Rushes - Yards	41-113	21-89
	Passes Comp - Att - Yds - Int	23-31-265-1	10-17-217-0
	Total Offensive Plays - Yards	72-378	38-306
<b>Kicking Game</b>	Punt Returns - Avg	1 - 5	3 - 23
	Kickoff Returns - Avg	4 - 26	4 - 34
	Field Goals Made - Att	0-1	0-1
	Punts - Average	3-38	3-33
<b>Turnovers</b>	Intercepted By	0	1
	Fumbles - Lost	1-0	0-0
	Penalties - Yards	5-34	8-76
<b>Conversions</b>	3rd Down	9-14	2-7
	4th Down	1-2	1-1

**Scoring Summary**

<u>Team</u>	<u>Time</u>	<u>Qtr</u>	<u>Scoring Play</u>	<u>Conversion</u>	<u>PL-Yds</u>	<u>Score</u>
Anna	11:08	1	Caleb Kauffman 63 yd pass from Travis Meyer	Robert Flynn kick good	3-66	0 - 7
Anna	04:38	1	Riley Huelskamp 8 yd run	Robert Flynn kick good	8-75	0 - 14
Coldwater	07:42	3	Sam Broering 2 yd pass from Caleb Dippold	Blake Dippold kick good	8-73	7 - 14
Coldwater	11:15	4	Ben Wenning 1 yd run	Blake Dippold kick good	10-80	14 - 14
Anna	11:01	4	Aidan Endsley 90 yd kickoff return	Robert Flynn kick good	1-90	14 - 21
Coldwater	10:00	4	Ben Wenning 11 yd run	Blake Dippold kick good	3-34	21 - 21
Coldwater	07:00	4	Ben Wenning 4 yd run	Blake Dippold kick good	6-23	28 - 21



## Individual Statistics

### Coldwater

<u>Rushing</u>	<u>Att</u>	<u>Yds</u>	<u>TD</u>	<u>Lg</u>	<u>Avg</u>
Ben Wenning	18	65	3	13	3.6
Sam Broering	15	19		7	1.3
Brad Giere	5	16		4	3.2
Mitch Niekamp	1	2		2	2.0
Caleb Dippold	1	8		8	8.0
Jacob Hartings	1	3		3	3.0

<u>Passing</u>	<u>Att</u>	<u>Cmp</u>	<u>Yds</u>	<u>TD</u>	<u>Int</u>	<u>Lng</u>
Sam Broering	30	22	263		1	44
Caleb Dippold	1	1	2	1		2

<u>Receiving</u>	<u>Cat</u>	<u>Yds</u>	<u>TD</u>	<u>Lng</u>	<u>Avg</u>
Jacob Wenning	6	128		44	21.3
Mitch Niekamp	1	9		9	9.0
Jacob Hartings	5	55		17	11.0
Ben Wenning	4	24		8	6.0
Caleb Dippold	3	19		9	6.3
Will Broering	2	18		12	9.0
Sam Broering	1	2	1	2	2.0
Brad Giere	1	10		10	10.0

<u>Punting</u>	<u>No</u>	<u>Yds</u>	<u>Avg</u>	<u>Lng</u>	<u>Blk</u>
Jacob Wenning	3	114	38.0	42	

<u>Kickoffs</u>	<u>No</u>	<u>Yds</u>	<u>Avg</u>	<u>Lng</u>	<u>TB</u>
Blake Dippold	5	233	46.6	50	

<u>Punt Returns</u>	<u>No</u>	<u>Yds</u>	<u>TD</u>	<u>Lng</u>
Ben Wenning	1	5		5

<u>Kick Returns</u>	<u>No</u>	<u>Yds</u>	<u>TD</u>	<u>Lng</u>
Jacob Wenning	3	87		53
Jack Muhlenkamp	1	18		18

<u>Interceptions</u>	<u>No</u>	<u>Yds</u>	<u>TD</u>	<u>Avg</u>

### Anna

<u>Rushing</u>	<u>Att</u>	<u>Yds</u>	<u>TD</u>	<u>Lg</u>	<u>Avg</u>
Riley Huelskamp	9	44	1	10	4.9
Aidan Endsley	10	61		17	6.1
Travis Meyer	2	-16		-5	-8.0

<u>Passing</u>	<u>Att</u>	<u>Cmp</u>	<u>Yds</u>	<u>TD</u>	<u>Int</u>	<u>Lng</u>
Travis Meyer	17	10	217	1		63

<u>Receiving</u>	<u>Cat</u>	<u>Yds</u>	<u>TD</u>	<u>Lng</u>	<u>Avg</u>
Caleb Kauffman	5	115	1	63	23.0
Noah Rioch	3	52		49	17.3
Austin Fogt	1	44		44	44.0
Griffin Doseck	1	6		6	6.0

<u>Punting</u>	<u>No</u>	<u>Yds</u>	<u>Avg</u>	<u>Lng</u>	<u>Blk</u>
Austin Fogt	3	99	33	44	

<u>Kickoffs</u>	<u>No</u>	<u>Yds</u>	<u>Avg</u>	<u>Lng</u>	<u>TB</u>
Robert Flynn	4	199	49.8	53	

<u>Punt Returns</u>	<u>No</u>	<u>Yds</u>	<u>TD</u>	<u>Lng</u>
Caleb Kauffman	3	68		53

<u>Kick Returns</u>	<u>No</u>	<u>Yds</u>	<u>TD</u>	<u>Lng</u>
Caleb Kauffman	3	47		22
Aidan Endsley	1	90		90

<u>Interceptions</u>	<u>No</u>	<u>Yds</u>	<u>TD</u>	<u>Avg</u>
Aidan Endsley	1	0		



**Coldwater vs St. John**  
**October 27, 2017 at Stadium Park - Delphos**  
**Final Statistics**



**Score by Quarters**

		<b>1</b>	<b>2</b>	<b>3</b>	<b>4</b>	<b>Final</b>
74	<b>Coldwater (7-3)</b>	0	7	0	0	7
50	<b>St. John (6-4)</b>	0	12	0	0	12

**Team Statistics**

		<u><b>Coldwater</b></u>	<u><b>St. John</b></u>
<b>Offensive</b>	First Downs	12	10
	by Run	5	8
	by Pass	6	1
	by Penalty	1	1
	Rushes - Yards	28-86	41-114
	Passes Comp - Att - Yds - Int	11-26-141-1	4-7-21-0
	Total Offensive Plays - Yards	54-227	48-135
<b>Kicking Game</b>	Punt Returns - Avg	2 - -1	0 - 0
	Kickoff Returns - Avg	3 - 11	2 - 9
	Field Goals Made - Att	0-0	0-0
	Punts - Average	4-31	4-38
<b>Turnovers</b>	Intercepted By	0	1
	Fumbles - Lost	0-0	1-0
	Penalties - Yards	3-25	6-53
<b>Conversions</b>	3rd Down	1-10	2-10
	4th Down	3-5	1-4

**Scoring Summary**

<u><b>Team</b></u>	<u><b>Time</b></u>	<u><b>Qtr</b></u>	<u><b>Scoring Play</b></u>	<u><b>Conversion</b></u>	<u><b>PL-Yds</b></u>	<u><b>Score</b></u>
St. John	07:31	2	Jared Wurst 3 yd run	Mark Wrasman kick failed	18-87	0 - 6
Coldwater	05:40	2	Ben Wenning 6 yd run	Blake Dippold kick good	5-90	7 - 6
St. John	01:16	2	Jared Wurst 1 yd run	Pass failed	2-1	7 - 12

## Individual Statistics

### Coldwater

<u>Rushing</u>	<u>Att</u>	<u>Yds</u>	<u>TD</u>	<u>Lg</u>	<u>Avg</u>
Brad Giere	2	8		7	4.0
Sam Broering	10	35		16	3.5
Mitch Niekamp	1	6		6	6.0
Ben Wenning	14	41	1	10	2.9
Jacob Wenning	1	-4		-4	-4.0

### St. John

<u>Rushing</u>	<u>Att</u>	<u>Yds</u>	<u>TD</u>	<u>Lg</u>	<u>Avg</u>
Jared Wurst	19	52	2	13	2.7
Cole Reindel	11	49		10	4.5
Troy Schwinnen	10	15		5	1.5
Isaac Musser	1	-2		-2	-2.0

### Passing

	<u>Att</u>	<u>Cmp</u>	<u>Yds</u>	<u>TD</u>	<u>Int</u>	<u>Lng</u>
Sam Broering	25	11	141		1	39
Jacob Wenning	1	0	0			

### Passing

	<u>Att</u>	<u>Cmp</u>	<u>Yds</u>	<u>TD</u>	<u>Int</u>	<u>Lng</u>
Jared Wurst	7	4	21			14

### Receiving

	<u>Cat</u>	<u>Yds</u>	<u>TD</u>	<u>Lng</u>	<u>Avg</u>
Jacob Wenning	6	105		39	17.5
Ben Wenning	2	20		15	10.0
Jacob Hartings	3	16		12	5.3

### Receiving

	<u>Cat</u>	<u>Yds</u>	<u>TD</u>	<u>Lng</u>	<u>Avg</u>
Luke Reindel	1	14		14	14.0
Troy Schwinnen	3	7		5	2.3

### Punting

	<u>No</u>	<u>Yds</u>	<u>Avg</u>	<u>Lng</u>	<u>Blk</u>
Jacob Wenning	4	125	31.3	37	

### Punting

	<u>No</u>	<u>Yds</u>	<u>Avg</u>	<u>Lng</u>	<u>Blk</u>
Jared Wurst	4	150	37.5	47	

### Kickoffs

	<u>No</u>	<u>Yds</u>	<u>Avg</u>	<u>Lng</u>	<u>TB</u>
Blake Dippold	2	69	34.5	39	

### Kickoffs

	<u>No</u>	<u>Yds</u>	<u>Avg</u>	<u>Lng</u>	<u>TB</u>
Mark Wrasman	3	158	52.7	59	

### Punt Returns

	<u>No</u>	<u>Yds</u>	<u>TD</u>	<u>Lng</u>
Ben Wenning	2	-2		

### Punt Returns

	<u>No</u>	<u>Yds</u>	<u>TD</u>	<u>Lng</u>

### Kick Returns

	<u>No</u>	<u>Yds</u>	<u>TD</u>	<u>Lng</u>
Jacob Wenning	1	9		9
Jack Muhlenkamp	2	24		14

### Kick Returns

	<u>No</u>	<u>Yds</u>	<u>TD</u>	<u>Lng</u>
Lucas Metcalfe	1	0		
Troy Schwinnen	1	17		17

### Interceptions

	<u>No</u>	<u>Yds</u>	<u>TD</u>	<u>Avg</u>

### Interceptions

	<u>No</u>	<u>Yds</u>	<u>TD</u>	<u>Avg</u>
Troy Schwinnen	1	5		5



**Coldwater vs Bethel**  
**November 03, 2017 at Cavalier Stadium - Coldwater**  
**Region 24 Quarterfinal - Final Statistics**



**Score by Quarters**

		<b>1</b>	<b>2</b>	<b>3</b>	<b>4</b>	<b>Final</b>
74	<b>Coldwater (8-3)</b>	14	14	7	7	42
33	<b>Bethel (9-2)</b>	0	0	0	7	7

**Team Statistics**

		<u><b>Coldwater</b></u>	<u><b>Bethel</b></u>
<b>Offensive</b>	First Downs	21	12
	by Run	13	9
	by Pass	8	2
	by Penalty	0	1
	Rushes - Yards	37-247	36-184
	Passes Comp - Att - Yds - Int	15-20-191-0	2-11-47-0
	Total Offensive Plays - Yards	57-438	47-231
<b>Kicking Game</b>	Punt Returns - Avg	3 - 15	0 - 0
	Kickoff Returns - Avg	2 - 18	5 - 12
	Field Goals Made - Att	0-0	0-0
	Punts - Average	1-29	5-24
<b>Turnovers</b>	Intercepted By	0	0
	Fumbles - Lost	1-0	2-1
	Penalties - Yards	8-69	4-50
<b>Conversions</b>	3rd Down	4-8	2-9
	4th Down	2-3	0-1

**Scoring Summary**

<u><b>Team</b></u>	<u><b>Time</b></u>	<u><b>Qtr</b></u>	<u><b>Scoring Play</b></u>	<u><b>Conversion</b></u>	<u><b>PL-Yds</b></u>	<u><b>Score</b></u>
Coldwater	07:38	1	Jacob Wenning 7 yd pass from Sam Broering	Blake Dippold kick good	4-50	7 - 0
Coldwater	03:29	1	Brad Giere 1 yd run	Blake Dippold kick good	5-54	14 - 0
Coldwater	07:15	2	Brad Giere 34 yd pass from Sam Broering	Blake Dippold kick good	8-92	21 - 0
Coldwater	00:45	2	Ben Wenning 8 yd run	Blake Dippold kick good	8-67	28 - 0
Coldwater	08:22	3	Ben Wenning 7 yd run	Blake Dippold kick good	10-63	35 - 0
Coldwater	08:44	4	Shane Homan 5 yd run	Blake Dippold kick good	5-34	42 - 0
Bethel	07:12	4	Travis Durst 61 yd run	Ben Lawson kick good	2-72	42 - 7

## Individual Statistics

### Coldwater

<u>Rushing</u>	<u>Att</u>	<u>Yds</u>	<u>TD</u>	<u>Lg</u>	<u>Avg</u>
Brad Giere	8	93	1	32	11.6
Ben Wenning	8	57	2	18	7.1
Sam Broering	4	22		13	5.5
Jacob Hartings	3	26		13	8.7
Seth Obringer	3	3		2	1.0
Will Broering	1	3		3	3.0
Mitch Niekamp	1	3		3	3.0
Jake Hemmelgarn	3	23		9	7.7
Shane Homan	5	18	1	7	3.6
Ross Weigel	1	-1		-1	-1.0

<u>Passing</u>	<u>Att</u>	<u>Cmp</u>	<u>Yds</u>	<u>TD</u>	<u>Int</u>	<u>Lng</u>
Sam Broering	16	11	169	2		34
Jake Hemmelgarn	4	4	22			12

<u>Receiving</u>	<u>Cat</u>	<u>Yds</u>	<u>TD</u>	<u>Lng</u>	<u>Avg</u>
Jacob Wenning	4	49	1	18	12.3
Jacob Hartings	1	30		30	30.0
Alex May	3	27		13	9.0
Brad Giere	1	34	1	34	34.0
Seth Obringer	1	16		16	16.0
Ben Wenning	1	13		13	13.0
Mitch Niekamp	1	-1		-1	-1.0
Will Broering	1	12		12	12.0
Tyler Backs	1	5		5	5.0
Payton Goodwin	1	6		6	6.0

<u>Punting</u>	<u>No</u>	<u>Yds</u>	<u>Avg</u>	<u>Lng</u>	<u>Blk</u>
Jacob Wenning	1	29	29.0	29	

<u>Kickoffs</u>	<u>No</u>	<u>Yds</u>	<u>Avg</u>	<u>Lng</u>	<u>TB</u>
Blake Dippold	7	303	43.3	60	1

<u>Punt Returns</u>	<u>No</u>	<u>Yds</u>	<u>TD</u>	<u>Lng</u>
Ben Wenning	2	30		19
Paul Buschur	1	15		15

<u>Kick Returns</u>	<u>No</u>	<u>Yds</u>	<u>TD</u>	<u>Lng</u>
Jack Muhlenkamp	1	21		21
Paul Buschur	1	14		14

<u>Interceptions</u>	<u>No</u>	<u>Yds</u>	<u>TD</u>	<u>Avg</u>
----------------------	-----------	------------	-----------	------------

### Bethel

<u>Rushing</u>	<u>Att</u>	<u>Yds</u>	<u>TD</u>	<u>Lg</u>	<u>Avg</u>
Caleb South	5	27		10	5.4
Travis Durst	7	84	1	61	12.0
Jacob Evans	8	18		7	2.3
Jacob Ullmer	4	16		11	4.0
Jared Evans	11	43		7	3.9
Kendal James	1	-4		-4	-4.0

<u>Passing</u>	<u>Att</u>	<u>Cmp</u>	<u>Yds</u>	<u>TD</u>	<u>Int</u>	<u>Lng</u>
Jacob Evans	11	2	47			31

<u>Receiving</u>	<u>Cat</u>	<u>Yds</u>	<u>TD</u>	<u>Lng</u>	<u>Avg</u>
Travis Durst	1	31		31	31.0
Jacob Ullmer	1	16		16	16.0

<u>Punting</u>	<u>No</u>	<u>Yds</u>	<u>Avg</u>	<u>Lng</u>	<u>Blk</u>
Jacob Ullmer	5	119	23.8	33	

<u>Kickoffs</u>	<u>No</u>	<u>Yds</u>	<u>Avg</u>	<u>Lng</u>	<u>TB</u>
Ben Lawson	2	77	38.5	43	

<u>Punt Returns</u>	<u>No</u>	<u>Yds</u>	<u>TD</u>	<u>Lng</u>
---------------------	-----------	------------	-----------	------------

<u>Kick Returns</u>	<u>No</u>	<u>Yds</u>	<u>TD</u>	<u>Lng</u>
Jacob Ullmer	2	19		14
Kendal James	2	21		13
Caleb South	1	18		18

<u>Interceptions</u>	<u>No</u>	<u>Yds</u>	<u>TD</u>	<u>Avg</u>
----------------------	-----------	------------	-----------	------------





**Coldwater vs Lima Central**  
**November 10, 2017 at Harmon Field - Wapakoneta**  
**Region 24 Semifinal - Final Statistics**



**Score by Quarters**

	1	2	3	4	Final
74 Coldwater (9-3)	0	7	3	14	24
42 Lima Central (10-2)	14	3	0	0	17

**Team Statistics**

	<u>Coldwater</u>	<u>Lima Central</u>
<b>Offensive</b>		
First Downs	18	12
by Run	7	7
by Pass	11	3
by Penalty	0	2
Rushes - Yards	34-119	42-116
Passes Comp - Att - Yds - Int	17-25-183-2	5-11-117-0
Total Offensive Plays - Yards	59-302	53-233
<b>Kicking Game</b>		
Punt Returns - Avg	2 - 7	1 - 16
Kickoff Returns - Avg	4 - 18	3 - 16
Field Goals Made - Att	1-1	1-1
Punts - Average	2-45	6-29
<b>Turnovers</b>		
Intercepted By	0	2
Fumbles - Lost	2-2	2-2
Penalties - Yards	5-62	11-110
<b>Conversions</b>		
3rd Down	5-11	3-9
4th Down	1-3	0-0

**Scoring Summary**

<u>Team</u>	<u>Time</u>	<u>Qtr</u>	<u>Scoring Play</u>	<u>Conversion</u>	<u>PL-Yds</u>	<u>Score</u>
Lima Central	05:09	1	Logan Shultz 1 yd run	Jaron Banks kick good	6-69	0 - 7
Lima Central	01:05	1	Shaun Thomas 4 yd run	Jaron Banks kick good	7-52	0 - 14
Coldwater	09:06	2	Brad Giere 5 yd pass from Sam Broering	Blake Dippold kick good	3-30	7 - 14
Lima Central	03:34	2	Jaron Banks 30 yd field goal		8-40	7 - 17
Coldwater	04:58	3	Blake Dippold 37 yd field goal		9-68	10 - 17
Coldwater	00:33	4	Ben Wenning 2 yd run	Blake Dippold kick good	14-76	17 - 17
Coldwater	00:23	4	Will Broering 33 yd pass from Sam Broering	Blake Dippold kick good	1-33	24 - 17

## Individual Statistics

### Coldwater

<u>Rushing</u>	<u>Att</u>	<u>Yds</u>	<u>TD</u>	<u>Lg</u>	<u>Avg</u>
Sam Broering	18	38		14	2.1
Brad Giere	8	35		9	4.4
Ben Wenning	5	30	1	20	6.0
Jack Muhlenkamp	1	5		5	5.0
Jacob Hartings	2	11		8	5.5

### Lima Central

<u>Rushing</u>	<u>Att</u>	<u>Yds</u>	<u>TD</u>	<u>Lg</u>	<u>Avg</u>
Logan Shultz	19	81	1	22	4.3
Shaun Thomas	11	23	1	10	2.1
Jaron Banks	2	3		2	1.5
Nickiya Williams	3	19		11	6.3
Brendan Stolly	6	0		11	
Brayden O'dell	1	-10		-10	####

<u>Passing</u>	<u>Att</u>	<u>Cmp</u>	<u>Yds</u>	<u>TD</u>	<u>Int</u>	<u>Lng</u>
Sam Broering	25	17	183	2	2	33

<u>Passing</u>	<u>Att</u>	<u>Cmp</u>	<u>Yds</u>	<u>TD</u>	<u>Int</u>	<u>Lng</u>
Brendan Stolly	11	5	117			36

<u>Receiving</u>	<u>Cat</u>	<u>Yds</u>	<u>TD</u>	<u>Lng</u>	<u>Avg</u>
Jacob Wenning	3	12		7	4.0
Alex May	5	50		19	10.0
Jacob Hartings	5	57		20	11.4
Brad Giere	1	5	1	5	5.0
Mitch Niekamp	1	14		14	14.0
Will Broering	2	45	1	33	22.5

<u>Receiving</u>	<u>Cat</u>	<u>Yds</u>	<u>TD</u>	<u>Lng</u>	<u>Avg</u>
Shaun Thomas	3	72		36	24.0
Brayden O'dell	1	28		28	28.0
MJ Riepenhoff	1	17		17	17.0

<u>Punting</u>	<u>No</u>	<u>Yds</u>	<u>Avg</u>	<u>Lng</u>	<u>Blk</u>
Jacob Wenning	1	50	50.0	50	
Sam Broering	1	40	40.0	40	

<u>Punting</u>	<u>No</u>	<u>Yds</u>	<u>Avg</u>	<u>Lng</u>	<u>Blk</u>
Darius Hairston	6	174	29	34	

<u>Kickoffs</u>	<u>No</u>	<u>Yds</u>	<u>Avg</u>	<u>Lng</u>	<u>TB</u>
Blake Dippold	5	218	43.6	52	

<u>Kickoffs</u>	<u>No</u>	<u>Yds</u>	<u>Avg</u>	<u>Lng</u>	<u>TB</u>
Jaron Banks	4	166	41.5	47	

<u>Punt Returns</u>	<u>No</u>	<u>Yds</u>	<u>TD</u>	<u>Lng</u>
Ben Wenning	2	13		13
Mitch Niekamp				

<u>Punt Returns</u>	<u>No</u>	<u>Yds</u>	<u>TD</u>	<u>Lng</u>
Shaun Thomas	1	16		16

<u>Kick Returns</u>	<u>No</u>	<u>Yds</u>	<u>TD</u>	<u>Lng</u>
Ben Wenning	3	64		32
Mitch Niekamp	1	7		7

<u>Kick Returns</u>	<u>No</u>	<u>Yds</u>	<u>TD</u>	<u>Lng</u>
Nickiya Williams	2	31		17
Brayden O'dell				
Shaun Thomas	1	16		16

<u>Interceptions</u>	<u>No</u>	<u>Yds</u>	<u>TD</u>	<u>Avg</u>

<u>Interceptions</u>	<u>No</u>	<u>Yds</u>	<u>TD</u>	<u>Avg</u>
Nickiya Williams	1	0		
Darius Hairston	1	13		13



**Coldwater vs Marion Local**  
**November 17, 2017 at Sidney Memorial Stadium - Sidney**  
**Region 24 Championship - Final Statistics**



**Score by Quarters**

		<b>1</b>	<b>2</b>	<b>3</b>	<b>4</b>	<b>Final</b>
74	<b>Coldwater (9-4)</b>	0	0	0	0	00
77	<b>Marion Local (13-0)</b>	12	7	7	7	33

**Team Statistics**

		<u><b>Coldwater</b></u>	<u><b>Marion Local</b></u>
<b>Offensive</b>	First Downs	9	17
	by Run	7	15
	by Pass	1	2
	by Penalty	1	0
	Rushes - Yards	30-66	47-246
	Passes Comp - Att - Yds - Int	3-11-37-1	2-11-19-1
	Total Offensive Plays - Yards	41-103	58-265
<b>Kicking Game</b>	Punt Returns - Avg	1 - 2	2 - 7
	Kickoff Returns - Avg	5 - 12	1 - 98
	Field Goals Made - Att	0-0	0-0
	Punts - Average	6-33	3-32
<b>Turnovers</b>	Intercepted By	1	1
	Fumbles - Lost	0-0	0-0
	Penalties - Yards	5-28	5-35
<b>Conversions</b>	3rd Down	3-10	8-14
	4th Down	1-2	1-1

**Scoring Summary**

<u><b>Team</b></u>	<u><b>Time</b></u>	<u><b>Qtr</b></u>	<u><b>Scoring Play</b></u>	<u><b>Conversion</b></u>	<u><b>PL-Yds</b></u>	<u><b>Score</b></u>
Marion Local	11:45	1	Matt Rethman 98 yd kickoff return	Alex Klosterman kick failed	1-98	0 - 6
Marion Local	01:25	1	Nolan Habodasz 11 yd run	Run failed	5-32	0 - 12
Marion Local	00:59	2	Nick Tangeman 8 yd pass from Nathan Bruns	Alex Klosterman kick good	10-33	0 - 19
Marion Local	05:22	3	Alex Partington 3 yd run	Alex Klosterman kick good	11-51	0 - 26
Marion Local	04:57	4	Brandon Fleck 18 yd run	Alex Klosterman kick good	10-52	0 - 33

## Individual Statistics

### Coldwater

<u>Rushing</u>	<u>Att</u>	<u>Yds</u>	<u>TD</u>	<u>Lg</u>	<u>Avg</u>
Sam Broering	9	-2		10	-0.2
Ben Wenning	13	63		24	4.8
Jacob Hartings	2	9		6	4.5
Mitch Niekamp	2	-21		6	-10.5
Brad Giere	1	11		11	11.0
Seth Obringer	1	9		9	9.0
Shane Homan	2	-3		-1	-1.5

### Marion Local

<u>Rushing</u>	<u>Att</u>	<u>Yds</u>	<u>TD</u>	<u>Lg</u>	<u>Avg</u>
Nolan Habodasz	10	53	1	18	5.3
Matt Rethman	9	59		25	6.6
Nathan Bruns	3	-7		6	-2.3
Jack Buening	9	36		9	4.0
Alex Partington	13	75	1	17	5.8
Brandon Fleck	3	30	1	18	10.0

### Passing

	<u>Att</u>	<u>Cmp</u>	<u>Yds</u>	<u>TD</u>	<u>Int</u>	<u>Lng</u>
Sam Broering	11	3	37		1	32

### Passing

	<u>Att</u>	<u>Cmp</u>	<u>Yds</u>	<u>TD</u>	<u>Int</u>	<u>Lng</u>
Nathan Bruns	11	2	19	1	1	11

### Receiving

	<u>Cat</u>	<u>Yds</u>	<u>TD</u>	<u>Lng</u>	<u>Avg</u>
Jacob Hartings	1	4		4	4.0
Will Broering	1	32		32	32.0
Ben Wenning	1	1		1	1.0

### Receiving

	<u>Cat</u>	<u>Yds</u>	<u>TD</u>	<u>Lng</u>	<u>Avg</u>
Matt Rethman	1	11		11	11.0
Nick Tangeman	1	8	1	8	8.0

### Punting

	<u>No</u>	<u>Yds</u>	<u>Avg</u>	<u>Lng</u>	<u>Blk</u>
Mitch Niekamp	6	196	32.7	45	

### Punting

	<u>No</u>	<u>Yds</u>	<u>Avg</u>	<u>Lng</u>	<u>Blk</u>
Tyler Mescher	3	97	32.3	37	

### Kickoffs

	<u>No</u>	<u>Yds</u>	<u>Avg</u>	<u>Lng</u>	<u>TB</u>
Blake Dippold	1	58	58.0	58	

### Kickoffs

	<u>No</u>	<u>Yds</u>	<u>Avg</u>	<u>Lng</u>	<u>TB</u>
Tyler Mescher	6	295	49.2	60	1

### Punt Returns

	<u>No</u>	<u>Yds</u>	<u>TD</u>	<u>Lng</u>
Jay Muhlenkamp	1	2		2

### Punt Returns

	<u>No</u>	<u>Yds</u>	<u>TD</u>	<u>Lng</u>
Matt Rethman	2	14		13

### Kick Returns

	<u>No</u>	<u>Yds</u>	<u>TD</u>	<u>Lng</u>
Jacob Hartings	1	13		13
Ben Wenning	1	15		15
Jack Muhlenkamp	2	24		13
Paul Buschur	1	6		6

### Kick Returns

	<u>No</u>	<u>Yds</u>	<u>TD</u>	<u>Lng</u>
Matt Rethman	1	98	1	98

### Interceptions

	<u>No</u>	<u>Yds</u>	<u>TD</u>	<u>Avg</u>
Jack Muhlenkamp	1	0		

### Interceptions

	<u>No</u>	<u>Yds</u>	<u>TD</u>	<u>Avg</u>
Derek Ruhenkamp	1	14		14

# Final Season Stats



**Coldwater Cavaliers**  
 OHSAA Division VI, Region 24  
 2017 Season Statistics  
 #9 Associated Press Pole  
 Midwest Athletic Conference Runner-up  
 Division VI Region 24 Runner-up



**Game Results**

<u>Opponent</u>	<u>Div</u>	<u>Res</u>	<u>Score</u>
Kenton (5-5)	[4:14]	W	35 - 28
@ Clinton-Massie (13-1)	[4:16]	L	14 - 24
Marion Local (14-0)	[6:24]	L	7 - 13
@ Fort Recovery (6-5)	[6:24]	W	33 - 7
St Henry (6-4)	[6:24]	W	13 - 10
@ Parkway (1-9)	[6:24]	W	35 - 6
Minster (11-4)	[7:28]	W	17 - 16
@ Versailles (4-6)	[5:20]	W	24 - 10
Anna (7-4)	[5:20]	W	28 - 21
@ St John's (8-5)	[7:28]	L	7 - 12
Bethel (9-2)	[6:24]	W	42 - 7
LCC (10-2)	[6:24]	W	24 - 17
Marion Local (12-0)	[6:24]	L	0 - 33

**MAC Standings**

<u>Team</u>	<u>MAC</u>	<u>OA</u>	<u>Playoff Qualifier</u>
Marion Local	8-0	10-0	Region 24 #1
Coldwater	6-2	7-3	Region 24 #4
Anna	5-3	7-3	Region 20 #7
St. Henry	5-3	7-3	
Minster	4-4	6-4	Region 28 #3
St. Johns	4-4	6-4	Region 28 #4
Ft. Recovery	4-4	5-5	Region 24 #7
Versailles	3-5	4-6	
New Bremen	1-7	3-7	
Parkway	0-8	1-9	

**Team Statistics**

<u>Score by Quarters</u>	<u>1</u>	<u>2</u>	<u>3</u>	<u>4</u>	<u>OT</u>	<u>Total</u>	<u>Avg</u>
Coldwater	52	96	51	80		279	21.5
Opponents	54	55	41	54		204	15.7

<u>Offensive</u>	<u>Coldwater</u>		<u>Opponents</u>	
	<u>Season</u>	<u>Avg</u>	<u>Season</u>	<u>Avg</u>
<b><u>First Downs</u></b>	<b>197</b>	<b>15</b>	<b>161</b>	<b>12</b>
Rushing	87	7	102	8
Passing	99	8	47	4
Penalty	11	1	12	1
<b><u>Rushing Yards</u></b>	<b>1349</b>	<b>104</b>	<b>1919</b>	<b>148</b>
Attempts	409	31	455	35
Average	3.3	3.3	4.2	4.2
<b><u>Passing Yards</u></b>	<b>2241</b>	<b>172</b>	<b>1404</b>	<b>108</b>
Completions	182	14	97	7
Attempts	300	23	191	15
Interceptions	11	0.8	5	0.4
Average per Att	7.5	7.5	7.4	7.4
Average per Comp	12.3	12.3	14.5	14.5
<b><u>Total Offensive Yards</u></b>	<b>3590</b>	<b>276</b>	<b>3323</b>	<b>256</b>
Total Plays	709	55	646	50
Average per Play	5.1	5.1	5.1	5.1
<b><u>Efficiencies</u></b>				
3rd Down	49-135 (36%)		36-123 (29%)	
4th Down	17-28 (61%)		10-28 (36%)	
<b><u>Turnovers</u></b>				
Total Turnovers	<b>17 (+3)</b>	<b>1.3</b>	<b>20</b>	<b>1.5</b>
Interceptions	11	0.8	5	0.4
Fumbles Lost	6	0.5	15	1.2
Penalties	68	5	80	6
Yards	562	43	681	52





**Coldwater Cavaliers**  
 OHSAA Division VI, Region 24  
 2017 Season Statistics  
 #9 Associated Press Pole  
 Midwest Athletic Conference Runner-up  
 Division VI Region 24 Runner-up



**Individual Statistics**

<b><u>Rushing</u></b>	<b><u>Att</u></b>	<b><u>Yds</u></b>	<b><u>TD</u></b>	<b><u>Lng</u></b>	<b><u>Avg</u></b>
Ben Wenning	129	639	11	99	5.3
Brad Giere	68	337	3	32	4.8
Caleb Dippold	3	17		9	5.7
Jack Muhlenkamp	2	8		5	4.0
Jacob Hartings	15	64	13	3.8	
Jacob Wenning	4	2		6	0.5
Jake Hemmelgarn	4	32		9	8.3
Justin Schwieterman	1	-4		-4	-4.0
Mitch Niekamp	5	-10		6	0.1
Ross Weigel	2	-6		-1	-3.0
Sam Broering	140	213	2	40	1.4
Seth Obringer	20	58		9	2.8
Shane Homan	8	15	1	7	0.7
Team	6	-25		-4	-4.2
Tyler Backs	1	6	1	6	6.0
Will Broering	1	3		3	3.0
<i>Grand Total</i>	<i>409</i>	<i>1349</i>	<i>18</i>	<i>99</i>	<i>1.2</i>

<b><u>Passing</u></b>	<b><u>Att</u></b>	<b><u>Cmp</u></b>	<b><u>TD</u></b>	<b><u>Yds</u></b>	<b><u>Int</u></b>
Caleb Dippold	1	1	2	1	
Jacob Wenning	2	1	37		
Jake Hemmelgarn	10	8	40		1
Sam Broering	287	172	2162	17	10
<i>Grand Total</i>	<i>300</i>	<i>182</i>	<i>2241</i>	<i>18</i>	<i>11.0</i>

<b><u>Receiving</u></b>	<b><u>Cat</u></b>	<b><u>Yds</u></b>	<b><u>TD</u></b>	<b><u>Lng</u></b>	<b><u>Avg</u></b>
Alex May	18	167		24	9.2
Ben Wenning	37	418	3	64	13.4
Brad Giere	9	97	2	34	12.4
Caleb Dippold	15	129		19	8.9
Derek Albers	1	-2		-2	-2.0
Jack Muhlenkamp	2	31		19	15.5
Jacob Hartings	27	324		37	15.0
Jacob Wenning	50	862	11	78	16.1
Mitch Niekamp	3	22		14	7.3
Payton Goodwin	2	10		6	5.0
Sam Broering	1	2	1	2	2.0
Seth Obringer	5	34		16	8.3
Tyler Backs	3	17		7	5.5
Will Broering	9	130	1	33	14.1
<i>Grand Total</i>	<i>182</i>	<i>2241</i>	<i>18</i>	<i>78</i>	<i>4.0</i>

<b><u>Kicking</u></b>	<b><u>PATs</u></b>			<b><u>Field Goals</u></b>	
	<b><u>Att</u></b>	<b><u>Cmp</u></b>	<b><u>Made</u></b>	<b><u>Att</u></b>	<b><u>Lng</u></b>
Blake Dippold	37	36	5	7	37

<b><u>Punts</u></b>	<b><u>No</u></b>	<b><u>Yds</u></b>	<b><u>Avg</u></b>	<b><u>Lng</u></b>	<b><u>Blk</u></b>
Jacob Wenning	46	1650	35.2	50	

<b><u>Kickoffs</u></b>	<b><u>No</u></b>	<b><u>Yds</u></b>	<b><u>Avg</u></b>	<b><u>TB</u></b>
Blake Dippold	53	2283	43.6	1
Jacob Wenning	2	76	38.0	

<b><u>Punt Returns</u></b>	<b><u>No</u></b>	<b><u>Yds</u></b>	<b><u>Avg</u></b>	<b><u>TD</u></b>	<b><u>Lng</u></b>
Ben Wenning	16	148	8.5		27
Jack Muhlenkamp	3	13	6.5		13
Jay Muhlenkamp	1	2	2.0		2
Mitch Niekamp					
Paul Buschur	1	15	15.0		15
Payton Goodwin	1				
<i>Grand Total</i>	<i>22</i>	<i>178</i>	<i>1.01</i>		<i>27</i>

<b><u>Kick Returns</u></b>	<b><u>No</u></b>	<b><u>Yds</u></b>	<b><u>Avg</u></b>	<b><u>TD</u></b>	<b><u>Lng</u></b>
Ben Wenning	6	84	10.3		32
Jack Muhlenkamp	10	150	14.4		34
Jacob Hartings	7	105	13.9		30
Jacob Wenning	11	209	16.8		53
Josh Hrycko	1				
Justin Schwieterman	1	5	5.0		5
Mitch Niekamp	1	7	7.0		7
Paul Buschur	2	20	10.0		14
<i>Grand Total</i>	<i>39</i>	<i>580</i>	<i>3.57</i>		<i>53</i>

<b><u>Fumble Returns</u></b>	<b><u>No</u></b>	<b><u>Yds</u></b>	<b><u>TD</u></b>	<b><u>Avg</u></b>
Derek Albers	1	24		24

<b><u>Interceptions</u></b>	<b><u>No</u></b>	<b><u>Yds</u></b>	<b><u>TD</u></b>	<b><u>Avg</u></b>
Ben Wenning	2			
Jack Muhlenkamp	3	16		5.3
<i>Grand Total</i>	<i>5</i>	<i>16</i>		<i>0.178</i>



**Coldwater Cavaliers**  
 OHSAA Division VI, Region 24  
 2017 Season Statistics  
 #9 Associated Press Pole  
 Midwest Athletic Conference Runner-up  
 Division VI Region 24 Runner-up



**Individual Scoring**

Name	TDs Run	TDs Rec	TDs Kick	TDs Punt	TDs INT	TDs Fum	PATs (2)	PATs (1)	FGs	Safety	Totals
Wenning, Ben	11	3									84
Wenning, Jacob		11									66
Dippold, Blake								36	5		51
Giere, Brad	3	2				1					36
Broering, Sam	3	1									24
Backs, Tyler	1										6
Broering, Will		1									6
Homan, Shane	1										6
<b>Totals</b>	<b>19</b>	<b>18</b>				<b>1</b>		<b>36</b>	<b>5</b>		<b>279</b>

**Individual Defensive Statistics**

Tackles	Total	For Loss	QB Sack	Force Fum	Rec Fum
Brad Giere	124	6	3		1
Seth Obringer	111	1		1	
Jacob Hartings	96	3	1	3	3
Derek Albers	83	6	3		2
Caleb Dippold	78	6			1
Creighton Bettinger	77	10	5	1	2
Jack Muhlenkamp	75				
Ben Wenning	70				1
Thomas Schwieterman	69	8	1		
Justin Schwieterman	44	1		1	
Jason Wenning	31	3			
AJ Kunk	14			2	
Will Broering	14	1		1	
Cody Hart	13				
Ryan Leugers	10	1		1	1
Alex May	9				
Tyler Backs	7				1
Paul Buschur	7				
Shane Homan	5				
Ross Weigel	5				
Reece Thomas	4				
Russell Klosterman	3	1		1	
Evan Dysert	3				1
Sam Broering	3				
Blake Dippold	3				
Josh Hrycko	3				2

Tackles	Total	For Loss	QB Sack	Force Fum	Rec Fum
Thomas Klosterman	1				
Payton Goodwin	1				
Mitch Niekamp	1			1	
<b>Totals</b>	<b>964</b>	<b>47</b>	<b>13</b>	<b>12</b>	<b>15</b>



**Coldwater Cavaliers**  
 OHSAA Division VI, Region 24  
 2017 Season Statistics  
 #9 Associated Press Pole  
 Midwest Athletic Conference Runner-up  
 Division VI Region 24 Runner-up



**Post Season Honors**

**2017 MAC All-League**  
 As voted by MAC Coaches

**First Team Offense**

Thomas Schwieterman - Sr - Guard  
 Jacob Wenning - Jr - Receiver  
 Blake Dippold - So - Kicker

**Second Team Defense**

Thomas Schwieterman - Sr - Lineman  
 Jack Muhlenkamp - Sr - Corner

**Honorable Mention**

Derek Albers	Jacob Hartings
Sam Broering	Seth Obringier
Brad Giere	Ben Wenning
Cody Hart	

**2017 All Northwest District Division 6 Football Team**  
 As voted by NW District Media Board

**First Team Offense**

Thomas Schwieterman - Sr - Lineman  
 Jacob Wenning - Jr - Receiver

**Second Team Offense**

Blake Dippold - So - Kicker

**2017 Division 6 All Ohio Football Team**  
 As voted by Ohio Prep Sports Writers Association

**Second Team Offense**

Jacob Wenning - Jr - Receiver

**Honorable Mention**

Thomas Schwieterman - Sr - Lineman

# Cavalier Weekly



## Schedule

- Aug 25 - Kenton
- Sep 1 - @ Clinton Massie
- Sep 8 - Marion Local
- Sep 15 - @ Fort Recovery
- Sep 22 - St. Henry
- Sep 29 - @ Parkway
- Oct 6 - Minster
- Oct 13 - @ Versailles
- Oct 20 - Anna
- Oct 27 - @ Delphos St. John

## Week 1 Matchups

- Arlington at Anna
- Bradford at New Bremen
- Celina at Versailles
- Chaminade at Marion Local
- Covington at St. Henry
- Crestview at Parkway
- E. Clinton at Clinton-Massie
- Ft. Loramie at Minster
- Kenton at Coldwater
- Lehman at Ft. Recovery
- St. Johns at Tol. Woodward

## 2016 MAC Standings

MAC Standings	MAC	OA
Coldwater %	7-1	13-2
Marion Local *	7-1	14-1
St. Henry #	6-2	7-4
Ft. Recovery #	4-4	8-5
Minster %	4-4	10-5
St. Johns	4-4	5-5
Versailles	4-4	5-5
Anna	3-5	5-5
Parkway	1-7	1-9
New Bremen	0-8	2-8

- \* *State Champions*
- % *State Runners up*
- # *Made the Playoffs*

## The 2017 Season Kicks Off As Coldwater Hosts Kenton

Last night, Coldwater travelled to Defiance Tinora to scrimmage the Rams. Without much depth the Rams were not a big challenge for the Cavaliers but it was another opportunity to work out against someone not wearing orange and black.

The Varsity squads played just three quarters before giving the JVs and Freshman squads a chance to work out.

Sam Broering was 18 of 23 passing for 165 yards and three touchdowns.

Ben Wenning caught two of those TD passes and Brad Giere the other. Caleb Dippold lead all receivers with 58 yards on five catches.

Seth Obringer carried the ball just 3 times for 27 yards. Brad Giere scored on a one yard run. Overall the Cavs rushed 21 times for 49 yards. Total offense for Coldwater amounted to 45 plays for 235 yards in just three quarters of play.

Meanwhile, the Rams struggled against the young Cavalier defense, putting up just 50 yards total offense on 38 rushing yards.

Because of Tinora's lack of depth, the Freshman and JV squads had to play against a number of experienced players and did pretty well, each squad scored once.

So two-a-days are over, school starts on next week and another football season is about to begin.

To get things started, the Kenton Wildcats travel to Coldwater to face the Cavaliers in the first game of the season for both teams.

### Kenton Scouting Report

Kenton was 5-5 last season in the fourth year with Brent Fackler as the head coach and is 18 -16 overall. Fackler was the defensive coordinator under Mike Mauk who moved to Missouri in 2014. The Cats continue to play a 4-3 defense and seeing the success of the passing game under Mauk, Fackler continues to call a pass on almost every offensive play.

Kenton returns six starters this year on a team that was very inexperienced last season. Jaron Sharp will play quarterback after starting on defense last season.

Hunter Moore (Sr.), who was their second leading receiver with 800 yds receiving last year will lead the receiving corps. Others expected to contribute are Alex Stephens, Cory Ludwig, Jayden Brown, and Dillion Rall all of whom are seniors.

The offensive line needs retooled as they lost All-WBL player Tyler Heintz, Sadly, Tyler passed away after a conditioning session at Kent State this summer.

Other returning lineman include Steven Stalder (Sr.), Clint Kitchen (Sr.), and Ian Lyons (Jr.).

The Wildcats return 4 starters on defense. Lineman Jon Hord (Jr), along with last years backups Noah Leffler (Jr.), Noah Eikenbary (So.), and Austin Moore (So) will see action.

Linebackers are expected to be led by Shawn Conover (Sr), who has started the last two years. Others include Trent Lawrence (Jr.), Luke Fackler (So.), Noah Eikenbary (So.), and

Colin Morris(Jr).

At defensive back, the Wildcats return seniors Trent Reichelderfer and Luke Baird. Other competing in the secondary will be Bryce Ellis (So.), Brian Blankenship (Jr.), and Malik Jett (So.).

### History of Coldwater v Kenton

- Series Record: 21-12-0
- Last 10 Games: 7-3
- Otten's Record: 3-3
- Last Year: 58-39 W
- Current Streak: 3 W
- Largest Victory: 42-0 '15
- Largest Defeat: 44-6 '70

### A Look at the Schedule

After the traditional lid lifter with Kenton, Coldwater will travel two hours south to Clarksville to face Clinton-Massie. Coldwater last met the Falcons in the 2007 Regional Final. They will play next year at Coldwater.

MAC play kicks off with defending state champion Marion Local followed by a trip to Ft. Recovery. Coldwater will then host the Backyard Battle with St. Henry to close the first half of the season.

A trip to Parkway is next followed by Minster coming to the Stadium. Week 7 sees a trip to the Hole in Versailles to face the Tigers.

Anna comes to town for Senior Night and to close the season is a trip to Delphos to face St. Johns.

### Quote of the Week

*"The Wildcats will look to throw the ball every down again this year."*

Kenton Head Coach Brent Fackler



## Week 1 Results

Arlington	00
Anna	52
Bradford	00
New Bremen	48
Celina	06
Versailles	36
Chaminade Julianne	00
Marion Local	35
Covington	07
St. Henry	37
Crestview	38
Parkway	26
East Clinton	00
Clinton-Massie	56
Ft. Loramie	00
Minster	20
Kenton	28
Coldwater	35
Lehman Catholic	21
Ft. Recovery	27
St. Johns	46
Woodward	06

## Week 2 Schedule

- Anna at Brookville
- Coldwater at Clinton-Massie
- Ft. Recovery at Valley View
- Kenton at Celina
- LCC at St. Johns
- Marion Local at Patrick Henry
- Minster at Covington
- New Bremen at Mississinawa
- Parkway at Spencerville
- St. Henry at Eaton
- Versailles at Jefferson

MAC Standings	MAC	OA
Anna	0-0	1-0
Coldwater	0-0	1-0
Ft. Recovery	0-0	1-0
Marion Local	0-0	1-0
Minster	0-0	1-0
New Bremen	0-0	1-0
St. Henry	0-0	1-0
St. Johns	0-0	1-0
Versailles	0-0	1-0
Parkway	0-0	0-1
Kenton (0-1), Clinton-Massie (1-0)		

## Cavaliers Hold Off Scrappy Kenton Squad

The Coldwater Cavaliers jumped out to a three touch-down lead, but had to hold off a determined charge by the Kenton Wildcats to secure a 35-28 season opening victory.

Meanwhile the rest of the MAC was having one of the best opening nights in recent history as only Parkway suffered defeat and the MAC opened at 9-1.

Kenton was forced into a three and out after taking the opening kickoff, and though Coldwater gained a first down on their first possession they too had to punt the ball away.

Kenton took over on their own 32 and struck quickly as a half-back option turned into a 68 yard pass and score to give the Wildcats a 7-0 lead with 6:45 to play in the first quarter.

That seemed to wake up the Cavaliers as they went on a tear and scored 28 unanswered points to close out the first half.

Sam Broering concluded a 9 play 55 yard drive with a 20 yard pass to Jacob Wenning with 1:53 left in the first quarter. Blake Dippold converted the PAT and the score was tied at 7-7.

The second quarter saw Brad Giere score twice on a 1 yard run and three minutes later he picked up a fumble and sprinted 30 yards to pay dirt. Dippold's

PATs made the score 21-7 with 5:31 left in the first half.

The Cavalier defense forced the Cats to punt and the offense put together a 70 yard, 12 play drive which ended when Broering sliced up the middle of the defense for a 19 yard score.

Coldwater led at half time 28-7.

Sometimes football games are won or lost at half time. On this night the Cavs may have relaxed a little too much while the Wildcats considered how a couple of mis-queues put them down but not out. The Cats caught fire in the second half.

Kenton scored the only touchdown in the third as they drove 62 yards in 14 plays. The Cavs answered right back on their next possession when they drove 64 yards in 13 plays. Ben Wenning scored on a 3 yard run to set the score at 35-21 with 10:17 left to play.

Kenton wasted no time answering back as on their first play they scored on a 76 yard crossing pattern as the receiver outran the Cavalier secondary. Three minutes later they scored again on a 5 yard pass with 6:59 remain to pull within seven points.

Coldwater tried to run out the clock with a long drive but Dippold missed a 27 yard field goal attempt with

55 seconds left. Then Kenton drove to the Coldwater 38 but a final pass with time running out fell short and Coldwater escaped with a 35-28 victory.

Top performers for Coldwater were Sam Broering who in his QB debut was 15 of 22 for 155 yards and 1 TD. He added another 72 yards rushing.

Giere led all rushers with 75 yards on 16 carries and Ben Wenning added 61 yards on 11 totes.

Jacob Wenning had 5 catches for 52 yards and Ben Wenning had 36 yards on three catches.

As a team Coldwater rushed 44 times for 224 yards and 379 yards of total offense on 66 plays.

Kenton ran for 69 yards, passed for 267 for a total of 336 yards on 45 plays.

Both teams intercepted a pass and Kenton lost one fumble.

Blake Dippold was 5-5 on PAT attempts. Jacob Wenning had a tough night punting as he netted just 32 yards on 2 attempts.

Next up for Coldwater is a trip south to meet a tough Clinton Massie team who shut out East Clinton 58-0 last week. The teams last met in the 2007 regional final, a game won by Coldwater 63-14.





## Week 2 Results

Anna	49
Brookville	12
Coldwater	14
Clinton-Massie	24
Ft. Recovery	21
Valley View	24
Kenton	21
Celina	51
LCC	10
St. Johns	34
Marion Local	41
Patrick Henry	00
Minster	28
Covington	00
New Bremen	30
Mississinawa Valley	00
Parkway	14
Spencerville	13
St. Henry	42
Eaton	00
Versailles	07
Jefferson	14

MAC Finished non-league schedule 17-3

## Week 3 Schedule

- Anna at Versailles
- Ft. Recovery at Parkway
- Marion Local at Coldwater
- St. Henry at New Bremen
- St. Johns at Minster
- Defiance at Kenton
- Shawnee at Clinton-Massie

## History vs Marion Local

Series Record:	34-26-4
Last 10 Seasons:	6-4
Otten's Record:	4-3
Last Year:	17-14 W
Current Streak:	2 W
Largest Victory:	50-0 '60
Largest Defeat:	47-14 '13

## MAC Standings

	MAC	Overall
Anna	0-0	2-0
Marion Local	0-0	2-0
Minster	0-0	2-0
New Bremen	0-0	2-0
St. Henry	0-0	2-0
St. Johns	0-0	2-0
Coldwater	0-0	1-1
Ft. Recovery	0-0	1-1
Parkway	0-0	1-1
Versailles	0-0	1-1

## Clinton-Massie Gets Big Win Over Coldwater

The Falcons of Clinton-Massie used physical line play to stifle the Coldwater running game and a brutal wishbone offense to plow through the Cavaliers defense enroute to a 24-14 non-league matchup at Irelan Field in Clarksville.

It was an unseasonable night weather-wise as the remnants of hurricane Harvey pushed its moisture north and when joined with temperatures in the 50s made it seem more like a night in late October than the first evening of September.

The two teams traded punts during the first quarter until early in to the second, a Falcons punt which could have been caught near the Coldwater 30 was left to roll on the field turf until it stopped near the 10 yard line.

A third down pass from Coldwater's Sam Broering slipped through Jacob Hartings hands and was picked off by Massie at the Coldwater 18. Two plays later the Falcons scored on 14 yard run to lead 7-0 with 8:35 to play in the first half.

Late in the quarter Massie used a 12 play drive to move to the Coldwater 8 where they settled for a 25 yard field goal with just 21 seconds remaining and the teams went to their warm dry locker rooms with the Falcons holding a 10-0 lead.

Following yet another Coldwater punt early in the third quarter, Massie drove 65 yards in 11 plays and scored on a 16 yard run and with 6:31 to play in the third they led 17-0.

At this point it looked hopeless for Coldwater. They could not run effectively, the pass rush hindered the effectiveness of

the pass. But you can never call the Cavaliers out when there is time on the clock.

After returning the ensuing kick off to the Cavalier 30 yard line, Ben Wenning ran past a Falcon safety down the middle of the field and Broering dropped in a nice pass into a stiff wind and Ben scampered untouched to pay dirt and Coldwater was on the board trailing 17-7.

That brought excitement back the Coldwater sidelines and to the 300 or so fans who make the two hour trek to Clarksville. Early in the fourth quarter Broering found Wenning again on a similar play, this one good for a 64 yard touchdown, and the Cavaliers found themselves back in the thick of it at 17-14.

After trading punts again Massie faced a third and long at their own 42. The Cavs had found a way of bending that wishbone and the Falcons called a time out to talk about their next move with less than 5 minutes to play.

What they did was exploit the Coldwater defense in the same way the Cavs did theirs. Massie completed a 58 yard pass right down the middle of the field and pushed their advantage back to ten at 24-14. The clock run out on the Cavs and the Falcons began to celebrate.

The Falcons head coach was heard telling his team after the game that they had just won the "greatest win in the history of Clinton-Massie football". One can't really argue with that. They deserved to gloat as they had totally dominated the Cavaliers on this night.

The Coldwater offense was

limited to minus 17 yards rushing and 188 in the air on just 35 offensive plays. Broering also threw two interceptions. Meanwhile the defense allowed 274 yards rushing and 72 yards on just two passes for 346 yards on 63 offensive plays.

Still as Sonny Fuchs wrote in his PressProsMagazine.com article, "the Coldwater [Massie] beat Friday was not the Coldwater of all those wins, and four of the last five state titles in Division V. This was Coldwater, yes. But it wasn't Austin Bruns, Brody Hoying and Craig Schoenherr Coldwater."

True enough. But with 8 games to play, this Coldwater team still has plenty of time and opportunities to make a little history of their own. And their next opportunity is a big one.

Next week, defending MAC co-champs and D6 State champs, the Marion Local Flyers come to the Cavalier Stadium for their annual brawl with Coldwater. As it has been in the past few years it will be a matchup of interest all across the state of Ohio. The football will be highly competitive and for sure the 50-50 will be eagerly anticipated.

The Flyers bring their 2-0 record to town including blowout wins over Chaminade Julienne 35-0 and Patrick Henry 41-0. Did those two teams provide the level of testing that Kenton and Massie gave Coldwater?

Come to Coldwater next Friday night and 7:30 and lets find out together!



### Week 3 Results

Anna	52
Versailles	20
Ft. Recovery	48
Parkway	26
Marion Local	13
Coldwater	07
St. Henry	34
New Bremen	00
St. Johns	14
Minster	41
Defiance	07
Kenton	27
Shawnee	07
Clinton-Massie	30

### Week 4 Schedule

- Coldwater at Ft. Recovery
- Minster at Marion Local
- New Bremen at Anna
- Parkway at St. Henry
- Versailles at St. Johns
- Massie at Miami Trace
- Kenton at Wapakoneta

### MAC Standings

	MAC	Overall
Anna	1-0	3-0
Marion Local	1-0	3-0
Minster	1-0	3-0
St. Henry	1-0	3-0
Ft. Recovery	1-0	2-1
New Bremen	0-1	2-1
St. Johns	0-1	2-1
Coldwater	0-1	1-2
Parkway	0-1	1-2
Versailles	0-1	1-2

### History vs Ft Recovery

Series Record:	16-0
Last 10 Seasons:	10-0
Otten's Record:	3-0
Last Year:	30-12
Current Streak:	16 W
Largest Victory:	56-0 '05

For complete stats, pictures and videos of Coldwater football:



For the best in high school sports coverage visit:



## Turnovers Costly as Flyers Outlast Cavaliers

It has become one of the most watched MAC games every season for the past few years.

Coldwater and Marion Local, who have been at the top of the league standings every year since 2013, battled one again on the field at Cavalier Stadium.

Coldwater had won that last two games by identical 17-14 scores but on this night it was the Flyers who won in another close one 13-7.

Once again it was mainly a defensive battle as there were 11 punts and only 409 yards of combined total offense.

The difference maker was Coldwater's turnovers; an interception and two fumbles.

Coldwater scored first at the 5:03 mark of the opening stanza. Taking possession at their own 35, the Cavaliers needed just three plays to go the distance. After a 14 yard pass from Sam Broering to Caleb Dippold and a defensive holding penalty, Broering rolled to his right, found a rare opening in the Flyer defense and sprinted 40 yards for a score. Blake Dippold who is a perfect 8-8 in PAT attempts this season converted the point after and Coldwater led 7-0.

After trading punts Marion took over with good field position at the Coldwater 49. They ran ten plays before scoring on a 1 yard run with 8:53 left in the second quarter. But the PAT kick sailed wide of the uprights and the Cavaliers clung to a 7-6 lead. The first half ended with no more scoring.

Marion returned the second half kick back to the Coldwater

48 but was forced to punt. The punt was downed deep in Coldwater territory and that is were one of those dreaded turnovers occurred. After a couple of short running plays, Broering fumbled the ball on a sack and the Flyers took over at the 10.

Four running plays produced another 1 yard touchdown and Marion took the lead 13-7 with 7:29 left in the third.

The rest of the game was a back and forth punting affair. Each team had drives deep into the opponents territory, but each time came up empty. Marion missed a 21 yard field goal and Coldwater fumbled the ball away again at their own 49. The Flyers failed to convert a 4th and 2 at the Cavalier 30.

The Cavs last drive died at the Flyers 35 and the game ended when Marion punted into an empty Coldwater backfield as time expired. The Cavs missed blocking the punt by inches which is fitting as this game was just about as close as that.

Coldwater tallied 205 yards on 53 plays. Marion put up 204 yards on 55 plays.

Broering was 13 of 23 for 105 yards. Jacob Wenning completed a halfback pass for 37 yards.

Ben Wenning caught 7 passes for 50 yards, Jacob Wenning got 3 for 35 yards

Broering's first rush was for that 40 yard TD, but he could not get any more yardage out of his next 16 carries and finished with 39 yards.

The Flyers move to 3-0 and have passed their first major test of the young season. Next

week the host their State Route 119 neighbor Minster who is also 3-0.

Coldwater falls to 1-2 for the first time since 2010, Coach Otten's first season. That year ended with the Cavs at 11-4 and State runners up. This is the first time the Cavs have lost two straight regular season games since 1996 when they drop the last two games to St. Henry and St. Johns.

Too bad the schedule makers could not have had these to titans of the MAC play later in the year. One has to wonder how much different the game could be with both teams having nearly a full season under their belts. It could still happen if both teams make the playoffs. There is a lot of football to be played before that.

Up next for Coldwater is the newest member upper echelon of the MAC as the Cavs travel to Barrenbrunge Park to face Brent Niekamp's Ft. Recovery Indians.

The Indians are 2-1 after defeating Lehman Catholic 27-21 and Parkway 48-26. Their only blemish was a 24-21 loss to division four Valley View in week 2.

With Coldwater showing some chinks in their armor, the Indians may see some light in that long tunnel of their series with the Cavaliers. Coldwater has never lost to the Indians in 16 meetings.

The average margin of those games as been 45-6. Last seasons meeting was Coldwater's lowest point total and the closest margin; 30-12.

And lastly, the 50-50 went for \$13,254.



Never Forget  
Never Give In

# Cavalier Football Weekly

Sept 18, 2017  
2017 Issue 5  
By: Chris Cron

## Week 4 Results

Coldwater	33
Ft. Recovery	07
Minster	07
Marion Local	21
New Bremen	20
Anna	28
Parkway	08
St. Henry	41
Versailles	21
St. Johns	24
Clinton-Massie	55
Miami Trace	06
Kenton	35
Wapakoneta	49

## Week 5 Schedule

- Ft. Recovery at Minster
- Marion Local at Versailles
- Parkway at New Bremen
- St. Henry at Coldwater
- St. Johns at Anna
- Massie at Northwest
- St Marys at Kenton

## MAC Standings

	MAC	Overall
Anna	2-0	4-0
Marion Local	2-0	4-0
St. Henry	2-0	4-0
Minster	1-1	3-1
St. Johns	1-1	3-1
Coldwater	1-1	2-2
Ft. Recovery	1-1	2-2
New Bremen	0-2	2-2
Parkway	0-2	1-3
Versailles	0-2	1-3

## History vs St Henry

Series Record:	34-10-1
Last 10 Seasons:	10-0
Otten's Record:	7-0
Last Year:	21-14 W
Current Streak:	21 W
Largest Victory:	56-0 '01
Largest Defeat:	60-20 '89

For complete stats, pictures and videos of Coldwater football:



For the best in high school sports coverage visit:



## Cavaliers Capitalize on Indians Misqueues

Last week Coldwater fumbled away an opportunity to defeat Marion Local. This week they turned the tables on the Ft. Recovery Indians and converted two third quarter fumbles into touchdowns and went on to a 33-7 victory.

It might have been called the Ben and Jacob Show as Ben Wenning and Jacob Wenning provide big plays all night long to lead the Cavaliers.

The Indians brought a strong running game and had success early but the Cavs did not allow them to score. Late in the first quarter Coldwater forced a punt deep in Indians territory which Ben returned 27 yards to the Indians 44. Two plays later Sam Broering found Jacob on a post pattern for a 41 yard touchdown and after the Blake Dippold PAT the Cavaliers led 7-0 just 56 seconds into quarter number two.

Ft. Recovery moved the ball over the next two series but penalties killed those drives.

Late in the second an Indians punt pinned the Cavaliers inside their 15 and after a shanked punt Fort took over at the Coldwater 37. Fort only needed one play to score on a 37 yard run and with the PAT they tied the game.

Coldwater took over with 2:04 left in the half and the ball at their own 41 yard line. A swing pass to Brad Giere for seven yards and another post pattern to Jacob Wenning for 45 yards put the ball at the Indians 7 yard line. Broering threw to Wenning again and Jacob dove just inside the pylon to move the score to 13-7 at the 1:24 mark. Dippold missed his first PAT of the season and that was

the score at halftime.

Coming into the game Fort had committed 9 turnovers including 6 fumbles. Midway through the third quarter the turnover bug bit the Indians as they fumbled the ball at the Coldwater 46 and Derek Albers scooped in up and ran it 24 yards to the Indians 22.

Moving the ball only 2 yards in three plays the Cavs faced a 4th and eight. Broering then found Ben Wenning at the one and he crossed the goal line to give Coldwater a 19 to 7 advantage. The PAT pass attempt failed.

On the ensuing kickoff a jarring tackled again loosened the football and Coldwater recovered it at the Indians 24 yard line. Three more Cavalier plays netted just 5 yards. Broering calmly found Jacob Wenning down the right sideline and laid in a touch pass to complete a 19 yard scoring strike and the score moved to 26-7 with 3:33 in the third.

Coldwater controlled the tempo and the line of scrimmage for the rest of the night. Those big plays took the wind out of Forts sails but the biggest play was yet to come.

The Indians final drive moved deep into Coldwater territory, Following a holding call, Fort had the ball 1st and 20 at the Coldwater 25 when Ben Wenning intercepted a pass at the Coldwater one.

But Ben wasn't done. On the first offensive play he took a hand-off and ran off left tackle. He advanced thru the line and into the secondary untouched.

Ninety-nine yards later Ben put his name at the top of the

Coldwater record book for the longest touchdown run from scrimmage in Cavalier history. The PAT kick was good and the final score was set at 33-7.

Ben's name will forever be there as his record can only be tied and never broken. The previous record was 95 yards by Justin Bruns in 2005 against the same Ft. Recovery Indians.

On the night Ben ran the ball 7 times for 149 yards and a touchdown, caught 4 passes for 40 yards and another score. He ran two punts back for 32 yards and had that one interception.

Jacob Wenning had six rushing yards plus 112 yards on four receptions for three touchdowns. He also punted the ball 6 times for a 39.2 average including one for 50 yards.

Broering completed 14 of his 19 passes for 187 yard and four touchdowns.

The offense tallied 366 yards on 41 plays while the defense yielded 237 rushing and 63 passing yards for 300 total yards on 59 offensive plays.

Next week the 2-2 Cavaliers return home to host the St. Henry Redskins in the annual renewal of the Backyard Battle.

The Redskins enter the game at 4-0 and will be favored, a position they have not been in for a long time.

The Cavaliers will have to continue to play mistake free football on the offensive side and on defense control a team that will be have a more balanced attacked.



## Week 5 Results

Ft. Recovery	28
Minster	27
Marion Local	28
Versailles	18
Parkway	20
New Bremen	34
St. Henry	10
Coldwater	13
St. Johns	13
Anna	21
St Marys	30
Kenton	13
Clinton-Massie	52
Northwest	06

## Week 6 Schedule

- Anna at Marion Local
- Coldwater at Parkway
- Minster at St. Henry
- New Bremen at St. Johns
- Versailles at Ft. Recovery
- Kenton at Van Wert
- Clinton-Massie at Batavia

## MAC Standings

	MAC	Overall
Anna	3-0	5-0
Marion Local	3-0	5-0
St. Henry	2-1	4-1
Coldwater	2-1	3-2
Ft. Recovery	2-1	3-2
Minster	1-2	3-2
New Bremen	1-2	3-2
St. Johns	1-2	3-2
Parkway	0-3	1-4
Versailles	0-3	1-4

## History vs Parkway

Series Record:	50-6-1
Last 10 Seasons:	10-0
Otten's Record:	7-0
Last Year:	41-7 W
Current Streak:	28 W
Largest Victory:	70-0 '05

For complete stats, pictures and videos of Coldwater football:



For the best in high school sports coverage visit:



## Cavaliers Win Hard Fought Battle with Redskins

The beat goes on... At least as far as the Coldwater - St. Henry football series is concerned. Coldwater forced three turnovers and the toe of a sophomore kicker was the difference in a 13-10 victory over St. Henry. It was the 22nd straight win for the Cavs over the Skins.

It was a classic MAC football game. Two teams who know each other well, in some cases as extended family members. Two programs with a history of playoff success with 6 state titles each. Both teams brought all that history to bear and played a memorable game.

Both defenses yielded yardage but only gave up a touchdown apiece which were of the big play variety. Special teams were difference makers. The officials were hyperactive issuing 19 penalties for 147 yards which was the only real blemish on an otherwise well played game.

Coldwater lit up the scoreboard first as Sam Broering found Jacob Wenning along the Coldwater sideline. Wenning ran a fly pattern which he quickly aborted, came back towards the line of scrimmage, caught the football and made a nice move on his defender and raced 78 yards untouched into the end zone. Blake Dippold's PAT kick was good and the Cavs led 7-0.

St. Henry scored on a 34 yard field goal early in the second quarter to make the score 7-3.

Later in the quarter Coldwater got the ball back near midfield with a little over 2 minutes on the clock and three time-outs to play with. After 10 plays filled with passes, runs and penalties on both squads the

Cavs were left with a fourth down at the Skins 4 yard line. Chip Otten called his final time out and after discussing the options sent out sophomore place kicker Blake Dippold who successfully kicked a 21 yard field goal to set the half time score at 10-3.

It was Dippold's first career field goal having missed on two previous attempts.

Coldwater took the second half kickoff with the opportunity to put two unanswered scores on the board and take control of the game. But they just could not muster any offense.

Then with 6:53 on the clock St Henry got their big play on a 51 yard touchdown pass down the visitors sideline. A Coldwater defender slipped and the Red-skin receiver out raced the rest of the defense to the end zone. The PAT kick tied the score at 10-10 and with a quarter and a half to play every possession would be big. And those possessions were few and far between.

With 11:09 left in the game Coldwater took possession at their own 19 yard line. They had not enjoyed much success on offense to that point managing only 203 total yard in three quarters. But this possession would prove to be the most important one so far this season.

Running 18 total plays and 8:48 off the clock, the Cavs drove 62 yards to the St. Henry 11. Facing a 4th and goal, Otten once again had a big decision. After the game he commented that he was hesitant to put the game on Dippold's shoulders, but knowing that character is best forged in

the fire, he sent the young man out there with a chance to take the lead. Dippold, who one writer called a "a cherub-faced sophomore", has been putting in extra kicking time at practice calmly booted it high and split the uprights to give Coldwater a 13-10 lead with 2:23 to play.

St. Henry, who had no time outs remaining managed to move the ball into Coldwater territory but three long passes near the end zone fell incomplete and the Cavs escape with a win and extended what the team now calls 'The Streak' to 22 games.

On the night Coldwater totaled 257 yard on 58 plays while St. Henry got 285 yards on 48 plays.

Broering was 17 of 29 for 197 yards and 1 touchdown. Jacob Wenning caught three of them for 120.

Ben Wenning was the teams leading rusher with 50 yards on 18 totes. He also had a big interception to snuff out a St. Henry drive.

The win moves Coldwater back to within one game for the lead in the MAC. It also drops St. Henry out of first leaving just Marion Local and Anna on top.

Next for Coldwater is an opportunity to extend yet another streak as they will travel to Rockford to meet the Parkway Panthers who are struggling this far and are 1-4 halfway through the season.

A look at the Region 24 standings finds Coldwater in 6th place behind Marion Local, Dayton Christian, St. Henry, Liberty-Salem and Bethel. Mechanicsburg and Ft. Recovery round out the top eight.





## Week 6 Results

Anna	07
Marion Local	32
Coldwater	35
Parkway	06
Minster	07
St. Henry	30
New Bremen	28
St. Johns	61
Versailles	35
Ft. Recovery	14
Clinton-Massie	62
Batavia	00
Kenton	35
Van Wert	27

## Week 7 Schedule

- Anna at St. Henry
- Marion Local at New Bremen
- Minster at Coldwater
- Shawnee at Kenton
- St. Johns at Ft. Recovery
- Versailles at Parkway
- W. Brown at Clinton-Massie

## MAC Standings

	MAC	Overall
Marion Local	4-0	6-0
Anna	3-1	5-1
St. Henry	3-1	5-1
Coldwater	3-1	4-2
St. Johns	2-2	4-2
Ft. Recovery	2-2	3-3
Minster	1-3	3-3
New Bremen	1-3	3-3
Versailles	1-3	2-4
Parkway	0-4	1-5
Kenton (2-4), Clinton-Massie (6-0)		

## History vs Minster

Series Record:	48-14-1
Last 10 Seasons:	8-2
Otten's Record:	6-1
Last Year:	33-18 L
Current Streak:	1 L
Largest Victory:	60-0 '07
Largest Defeat:	53-14 '93

## D6 - Region 24 Standings

- 1 - Marion Local (6-0) - 111.5
- 2 - Lima CC (5-1) - 84.5
- 3 - St. Henry (5-1) - 71
- 4 - Mechanicsburg (5-1) - 71.5
- 5 - Dayton Christian (5-1) - 62
- 6 - Tipp City Bethel (5-1) - 61.5
- 7 - Coldwater (4-2) - 62.5
- 8 - Spencerville (4-2) - 63.5
- 9 - W. Liberty-Salem (5-1) - 52.5
- 10 - Fort Recovery (3-3) - 46.5

## Parkway Provides Little Resistance in Coldwater Victory

It was the 14th century English author John Heywood who is credited with first saying "Many hands make light work." He did not have football in mind when he said it of course but it could well apply to Coldwater's visit to Rockford Friday night.

The Cavaliers saw 15 different players rush or catch the ball and 20 defenders recorded tackles. Parkway despite having some nice talent in skill positions, just did not have enough ponies to keep up and the Cavaliers dominated the night, winning 35-6.

The scoring began when quarterback Sam Broering connected with his favorite target Jacob Wenning on a 31 yard pass to give Coldwater an early 7-0 lead at 8:43 of the first quarter.

The Cavaliers scored twice in the second as Ben Wenning capped off two drives with runs of 1 and 5 yards to give the visitors a 21-0 lead at halftime.

With just three minutes gone in the third quarter Broering again found Jacob Wenning, this time for 33 yards, to push Coldwater's advantage to 28-0.

The final Cavalier score of the evening came with 1 minute left in the third as senior Tyler Backs scored his first touchdown of the season on a 6 yard scamper. Coldwater led 35-0 and the fourth quarter started with a running clock for the first time all season.

As backups began to filter into the game, Parkway man-

aged to score with just under four minutes remaining on a 19 yard run to set the final score at 35-6.

Ben Wenning was the leading rusher with 45 yards on 8 attempts. Brad Giere added 13 more on four carries. For the evening, nine Cavaliers tallied 83 rushing yards on 23 carries.

Most of offense was racked up by the air corps which was led by Jacob Wenning with 84 yards on 4 receptions. Alex May had 2 catches for 32 yards. Ben Wenning and Jack Muhlenkamp each had 31 yard on two catches. All tolled, nine receivers caught 18 passes for 214 yards.

Broering was 14 of 17 for 196 yards and a pair of TDs. Young Jake Hemmelgarn completed four of his six passes for 18 yards.

Blake Dippold had another perfect night completing all five of his point after attempts.

The Coldwater defense allowed just 272 yards, 195 on the ground and just 77 through the air while recovering two Panther fumbles. Parkway was only able to convert one of their eight third down attempts and none of their three fourth down attempts.

For Coldwater the victory extended their winning streak over Parkway to 29 games and moved their record to 4-2 (3-1 MAC).

Up next for Coldwater is 3-3 Minster. After a 3-0 start the Wildcats have dropped their

last three games to Marion Local, Ft. Recovery in an overtime thriller and last week versus St. Henry.

After ruining Coldwater's perfect season last year, the Cats know they can get the job done. So look for this to be another big time MAC matchup.

As we enter the last four games of the regular season the MAC and playoff pictures are getting clearer. In the MAC the Cavs are tied for second place with Anna and St. Henry, one game behind undefeated Marion Local. The Flyers will need to stumble to give the Cavs a share of the league crown. With games against Ft. Recovery and St. Henry the chance exists if the Cavs take care of their own business.

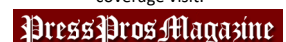
With home games against Minster and Anna and trips to Versailles and Delphos St. John, the Cavaliers by no means have an easy road. Those teams are 14-10 combined.

Coldwater currently stands 7th in the Region 24 standings for Division 6. This should be called the MAC Region as Marion Local, St. Henry, Coldwater and Ft. Recovery are all in contention as members of the top ten. Look for a lot of movement as the final four games play out.

For complete stats, pictures and videos of Coldwater football:



For the best in high school sports coverage visit:





## Week 6 Results

Anna	21
St. Henry	19
Marion Local	44
New Bremen	07
Minster	16
Coldwater	17
St. Johns	14
Ft. Recovery	21
Versailles	36
Parkway	08
Shawnee	37
Kenton	43
W Brown	14
Clinton-Massie	79

## Week 7 Schedule

- Coldwater at Versailles
- Ft. Recovery at Marion Local
- New Bremen at Minster
- Parkway at Anna
- St. Henry at St. Johns
- Ottawa-Glandorf at Kenton
- Clinton-Massie at Goshen

## MAC Standings

	MAC	Overall
Marion Local	5-0	7-0
Anna	4-1	6-1
Coldwater	4-1	5-2
St. Henry	3-2	5-2
Ft. Recovery	3-2	4-3
St. Johns	2-3	4-3
Versailles	2-3	3-4
Minster	1-4	3-4
New Bremen	1-4	3-4
Parkway	0-5	1-6
Kenton (3-4), Clinton-Massie (7-0)		

## History vs Versailles

Series Record:	32-28-2
Last 10 Seasons:	10-0
Otten's Record:	7-0
Last Year:	14-7 W
Current Streak:	13 W
Largest Victory:	49-0 '08
Largest Defeat:	37-0 '57

## D6 - Region 24 Standings

- 1 - Marion Local (7-0)
- 2 - Lima Central Catholic (5-1)
- 3 - Coldwater (5-2)
- 4 - Spencerville (5-2)
- 5 - Bethel (6-1)
- 6 - Mechanicsburg (5-2)
- 7 - West Liberty-Salem (6-1)
- 8 - St Henry (5-2)
- 9 - Dayton Christian (5-1)
- 10 - Fort Recovery (4-3)

## Cavaliers Hold On to Defeat Minster - Barely

For Coldwater fans who have become accustomed to the Cavs historically high-scoring offense and lights-out defense, this season has been especially difficult to watch. For those who like four quarters of black and blue football, well you certainly are getting your fill aren't you?

The Minster Wildcats came to town nursing a four game losing streak and knowing they upset the Cavs last season on the heels of a three game losing streak, probably had some measure of confidence that they could upset the Cavs again.

And they nearly did...

With the game tied 10-10, Coldwater scored a touchdown with less than three minutes to play to take a 17-10 lead. But Minster drove 66 yards in 1:40 and got a touchdown to pull with one.

Knowing they had nothing to lose the Cats went for two. The Coldwater defense knew something too. Their quarterback had run the ball on 18 of their previous 20 rushes and they went to that well one more time. But the Coldwater defense stuffed the play and sealed a one point victory 17-16.

The Cavaliers have not been able to generate a lot of offense this season, but they have been very good at controlling the football and keeping the opposing offense off the field which has reduced the opponents opportunities to score and keeps the defense better rested.

The first quarter was a good example of this. Coldwater took the opening kickoff and in

15 plays consumed over 7 minutes of the clock, driving to the Minster 3 yard line where they failed to score.

Minster promptly fumbled the ball on their first play. It was the first of three Minster turnovers. Coldwater scored three plays later on a Blake Dippold field goal.

Minster's next possession ended with a fumble at their own 41 which Coldwater converted to seven points when Brad Giere ran in from three yards out. With 8:54 to go in the second Coldwater led 10-0 and Minster appeared crestfallen. And they may have had reason to be as they had mustered just -7 yards of total offense

But looks can be deceiving. Later Minster started a drive at their own 23. The Cats needed a big play and got it the form of a 37 yard pass completion in front of their own bench. A few plays later they punched it over the goal line on a three yard run to close the gap to 10-7 at halftime.

Early in the third, Minster kicked a 21 yard field goal to tie the game at 10-10 which setup all that late game excitement.



As exciting as the game was the stats are kind of dull. Sam Broering completed 14 of 22 passes for 97 yards and gained 52 rushing yards on 16 carries for one TD. Ben Wenning had 32 receiving yards, Alex May had 23 and Jacobs Wenning and Hartings each had 20. Brad Giere had 38 rushing

yards and one TD.

As a team Coldwater ran 60 plays for just 191 yards of offense.

The Cavalier defense continues to make up for an anemic offense with an ability to make big plays when needed. On the night they limited the Cats to 61 rushing yards and 202 passing yards. And those three turnovers, well they each led to Coldwater points.

Over their last four games all of which were victories Coldwater is +10 in turnover margin. That in itself is a big reason they are now 5-2.

Coldwater and Anna are tied for second in the MAC. They will get the change to address that situation in two weeks when the Rockets come to town.

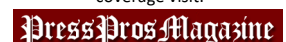
But for now, the next game is a trip to The Hole in Versailles to face the Jekyll and Hyde Tigers. Versailles opened the season putting clinic on Celina then dropped their next four games before upsetting Ft. Recovery 35-14. So one has to wonder which Versailles team will show up next Friday night. They enter the game with a 3-4 record.

The defeat of Minster moved Coldwater into the #3 spot in Region 24. St. Henry lost to Anna and drops to 8. Despite defeating St. John, Ft. Recovery is outside looking in at #10. Marion Local controls it's own destiny and is locked into the #1 seed position.

For complete stats, pictures and videos of Coldwater football:



For the best in high school sports coverage visit:





Never Forget  
Never Give In

# Cavalier Football Weekly

Oct 16, 2017  
2017 Issue 9  
By: Chris Cron

## Week 7 Results

Coldwater	24
Versailles	10
Ft. Recovery	10
Marion Local	21
New Bremen	21
Minster	42
Parkway	00
Anna	42
St. Henry	34
St. Johns	07
Ottawa-Glandorf	30
Kenton	35
Clinton-Massie	31
Goshen	33

## Week 8 Schedule

- Anna at Coldwater
- Ft. Recovery at New Bremen
- Marion Local at St. Henry
- St. Johns at Parkway
- Versailles at Minster
- Kenton at Elida
- New Richmond at C-Massie

## MAC Standings

	MAC	Overall
Marion Local	6-0	8-0
Anna	5-1	7-1
Coldwater	5-1	6-2
St. Henry	4-2	6-2
Ft. Recovery	3-3	4-4
Minster	2-4	4-4
St. Johns	2-4	4-4
Versailles	2-4	3-5
New Bremen	1-5	3-5
Parkway	0-6	1-7
Kenton (4-4), Clinton-Massie (7-1)		

## History vs Anna

Series Record:	13-1
Last 10 Seasons:	9-1
Otten's Record:	7-1
Last Year:	34-0 W
Current Streak:	7 W
Largest Victory:	43-7 '13
Largest Defeat:	38-28 '10

## D6 - Region 24 Standings

- 1 - Marion Local (8-0)
- 2 - Lima Central Catholic (7-1)
- 3 - Bethel (7-1)
- 4 - Coldwater (6-2)
- 5 - Spencerville (6-2)
- 6 - Mechanicsburg (6-2)
- 7 - St Henry (6-2)
- 8 - West Liberty-Salem (7-1)
- 9 - Dayton Christian (7-1)
- 10 - Fort Recovery (4-4)

## Cavaliers Use Big Plays to Tame the Tigers

In the Fall of 1936 Coldwater played the first football game in the history of its program. Their opponent was the Versailles Tigers in a game the Tigers won 20-6

Eighty one years later these historic foes met again in Versailles for the 63rd time. The Cavaliers have won about half of the games played and the series is one of the oldest in small school west central Ohio.

One this night Coldwater won for the 33rd time by a final score of 24-10.

It was not a particularly well played game as each team committed three turnovers. Coldwater was penalized 6 times for 76 total yards while Versailles committed 7 infractions totaling 55 yards.

The offensive lines struggled to protect their quarterbacks. Sam Broering was sacked 8 times and his rushing total was -31 yards. Tiger QB Noah Waymire was sacked 5 times for negative 47 yards.

Neither team was able to develop any offensive rhythm as the defensive lines dominated the game. In the end it was big plays that made the difference.

Versailles took the ball to start the game and could not score and their punt pinned Coldwater deep at their end of the field.

A Broering pass was soon intercepted and the Tigers took over at the Coldwater 17. Six plays later they scored on a 4 yard run and Versailles took an early 7-0 lead.

The Cavs pulled themselves together and drove 69 yards in seven plays - the final 30 yards

coming when Broering found his favorite receiver, Jacob Wenning for his first of three touchdown passes. Blake Dippold's PAT tied the score at 7-7.

They would hookup again with just over five minutes left in the second quarter on a 38 yard pass play to give the Cavs a 14-7 lead.

As is his habit, Coach Chip Otten always looks for a score late in the half and Versailles was more than happy to oblige. Coldwater next possession covered 54 yards in 11 plays and ended with Dippold kicking a career long 37 yard field goal to give the visitors a 17-7 halftime lead. It was the sophomore's 4th field goal in 6 attempts this season.

In the second half the defenses reigned supreme as Versailles managed a 30 yard field goal of their own in the third and the Broering to Wenning tandem completed their trifecta with a 36 yard touchdown pass midway through the final quarter to seal a 24-10 victory for Coldwater.

Ben Wenning was Coldwater's leader rusher with 47 yards in 10 attempts. Broering had a career best passing night with 244 yards on 13 of 27 passing and three touchdowns.

Jacob Wenning caught 6 passes for 145 yards and three TDs, a career best for him as well.

As a team Coldwater rushed 41 times for 56 yards and with the passing yards the Cavs put up 300 yards of total offense running a season high 68 plays.

Meanwhile the defense continues to play solid football giving up just 147 yards on 44 plays

and forcing 3 fumbles. It was the least productive night for a Coldwater opponent this season.

Versailles falls to 3-5 and will probably miss the playoffs. Coldwater improves to 6-2 and controls their own destiny in the post season. If they win out the can be assured of a home game in Week 11.

Next up for Coldwater is the final regular season game at Coldwater Stadium. The opponent will be a challenge as the surprising 7-1 Anna Rockets pay a visit.

Last year Coldwater won their seventh in a row downing the Rockets 34-0. This season Anna is much improved. Coldwater will need to play their best football of the season if they hope to be victorious.

This game plus the Marion Local at St. Henry game see the top four teams in the MAC square off in Week 9. That is the way it should be right?

Upset wins by the Cavs and Redskins will create a tie at the top with Coldwater and Marion Local. Anna and St. Henry will be tied for second. All four teams would be playoff locks.

Minster and Coldwater's Week 10 opponent Delphos St. John are also anticipating playoff spots. With Ft. Recovery's 21-10 loss to the Flyers, they could be on the outside looking in.

For complete stats, pictures and videos of Coldwater football:



For the best in high school sports coverage visit:







Never Forget  
Never Give In

# Cavalier Football Weekly

Oct 23, 2017  
2017 Issue 10  
By: Chris Cron

## Week 9 Results

Anna	21
Coldwater	28
Ft. Recovery	38
New Bremen	07
Kenton	50
Elida	51
Marion Local	34
St. Henry	06
New Richmond	14
Clinton-Massie	44
St. Johns	40
Parkway	22
Versailles	21
Minster	26

## Week 10 Schedule

- Coldwater at St. Johns
- Minster at Anna
- New Bremen at Versailles
- Parkway at Marion Local
- St. Henry at Ft. Recovery
- Bath at Kenton
- Massie at Wilmington

## MAC Standings

	MAC	Overall
Marion Local	7-0	9-0
Coldwater	6-1	7-2
Anna	5-2	7-2
St. Henry	4-3	6-3
Ft. Recovery	4-3	5-4
Minster	3-4	5-4
St. Johns	3-4	5-4
Versailles	2-5	3-6
New Bremen	1-6	3-6
Parkway	0-7	1-8

Kenton (4-5), Clinton-Massie (8-1)

## History vs St Johns

Series Record:	28-15-1
Last 10 Seasons:	8-2
Otten's Record:	6-1
Last Year:	32-6 W
Current Streak:	6 W
Largest Victory:	50-0 '87
Largest Defeat:	57-16 '89

## D6 - Region 24 Standings

- 1 - Marion Local (9-0)
- 2 - Lima Central Catholic (8-1)
- 3 - Coldwater (7-2)
- 4 - Bethel (8-1)
- 5 - Spencerville (7-2)
- 6 - Dayton Christian (8-1)
- 7 - Mechanicsburg (7-2)
- 8 - St Henry (6-3)
- 9 - Fort Recovery (5-4)
- 10 - West Liberty-Salem (7-2)

## With a Strong Second Half Cavaliers Down the Rockets

It was beautiful late October night for football at Cavalier Stadium as Coldwater played host to the Anna Rockets.

The Rockets played their best football in the first half, while the Cavaliers saved their best for the second half and came out seven points the better for a 28-21 victory.

Anna opened the game with scores on their first two possessions of the night to take an early 14-0 lead. Coldwater had trouble getting into an offensive rhythm and could not move the ball affectively at all in the first half. So Anna took that 14 point lead into the visitors halftime locker room.

Meanwhile in the Cavalier locker room the players were bewildered. The coaching staff encouraged them not to panic and made some adjustments to control the Anna defensive front. Whatever they said worked as the Cavs came out and opened the third quarter looking like a team reborn.


On their opening drive they dug in to their trick or treat bags and pulled out a flea-flicker play. Sam Broering handed off to Ben Wenning who looked to be running a dive play, but he stopped and pitched the ball back to Broering. That froze the defense just enough to give Jacob Wenning some space on a post pattern and Broering completed a 44 yard pass to the Rockets 4 yard line,

Four plays later, they tricked Anna again as Caleb Dippold took a direct snap from center and found Broering for a two yard pitch and catch. Coldwater was on the board trailing 14-7.

The Coldwater defense forced Anna to punt and took the ball back on their own 20 yard line. They commenced on a drive that turned the tide of the game as they ran 10 plays and used over 6 minutes of game clock.

The drive featured a play that will be talked about in years to come as on first and ten at the Anna 42 Broering threw the ball to Jacob Wenning running down the sideline. It was a tad bit underthrown but Wenning jump high and reach back to catch the pass and was tackled at the two.

Ben Wenning completed the drive with a 1 yard plunge and Coldwater



Jacob Wenning's amazing catch will long be remembered. Courtesy of Sonny Fuchs

completed the comeback and tied the game 14-14 with 11:15 to play.

Anna had one more play in them though and the next few minutes of football would be some of the most exciting of the season.

The ensuing kickoff was taking by Anna's Aidan Endsley and he returned it 90 yards for a touchdown. Coldwater responded as Jacob Wenning returned Anna's kickoff 53 yards to the Rocket 34. Three plays later Coldwater tied the game again at 21 when Ben Wenning took it in from 11 yards out.

The third kickoff in 1:15 of game time saw Coldwater squib the kick down the left side of the field, as far from Endsley as possible. A Rocket player tried to field the ball but lost control. When he attempted to pick it up a second time, Jacob Niekamp delivered a stunning hit which separated the Rocket player from the ball which was then recovered by Tyler Backs and the Cavaliers were back in business at the Anna 23.

Coldwater ran six more plays to cover those 23 yards and Ben Wenning scored his third touchdown of the night on a four yard run. Blake Dippold converted his fourth PAT in four attempts and Coldwater took a 28-21 lead.

Both teams would possess the ball one more time, but the clock and timeouts ran out on the Rockets and the Cavs celebrated a come from behind (twice) victory.

Ben Wenning was the leading rusher with 65 yards on 18 carries and three TDs. Broering was 22 of 30 passing for 263 yards. Jacob Wenning caught 6 passes for 128 yards.

Coldwater ran a total of 72 plays for 378 yards. The Cavs demonstrated ball control in the game as they had 25 first downs including 9 of 14 3rd down conversions and 1 of 2 on

fourth down.

Meanwhile the Cavalier defense after yielding 218 yards to Anna in the first half including 141 yards in 11 plays on those two first quarter scoring drives, clamped down in the second half and Anna ran only 27 more plays gaining just 165 more yards for a total of 306 on the night.

The win gave Coldwater (7-2, 6-1) sole possession of second place in the MAC, while the Rockets (7-2, 5-2) fell to third place. Meanwhile undefeated Marion Local earned at least a share of their 12th MAC title. St. Henry and Ft. Recovery are tied for third place, but that will be resolved as they face off in a Week 10 battle at The Fort.

The playoff picture in Division 6 Region 24, aka the MAC Regional, is almost complete. Marion Local will finish no worse than 2nd. Coldwater is a lock for a Week 11 home game and St. Henry is projected by Drew Pasteur to finish 7th which could mean a opening game with Marion Local. Ft. Recovery needs to beat St. Henry and get some help to make the top eight.

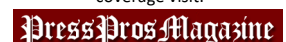
Anna is a projected 7 seed in Division 5 Region 20. While in Division 7 Minster even if they finish 5-5 is projected as a 5 seed in D6 Region 28. Also in Region 28 is Delphos St. John which is projected to finish just ahead of Minster in the fourth spot. That sets up a potential matchup of two 5-5 teams at Delphos in Week 11. So the MAC will probably have six playoff teams this year.

But there is still one week of MAC action left. Coldwater will travel to Stadium Park in Delphos to face the St. John Blue Jays. The Jays at 5-4 have been a mixed bag this season with wins over Toledo Woodward (5-4), LCC (8-1) and Versailles in three OTs. Coldwater won last years game 34-6 and looks to extend their win streak over the Jays to seven games.

For complete stats, pictures and videos of Coldwater football:



For the best in high school sports coverage visit:





### Week 10 Results

Coldwater	07
St. Johns	12
Minster	20
Anna	07
New Bremen	06
Versailles	21
Parkway	00
Marion Local	39
St. Henry	28
Ft. Recovery	16
Bath	00
Kenton	49
Clinton-Massie	48
Wilmington	00

### MAC Standings

	MAC	Overall
Marion Local	8-0	10-0
Coldwater	6-2	7-3
Anna	5-3	7-3
St. Henry	5-3	7-3
Minster	4-4	6-4
St. Johns	4-4	6-4
Ft. Recovery	4-4	5-5
Versailles	3-5	4-6
New Bremen	1-7	3-7
Parkway	0-8	1-9
Kenton (5-5), Clinton-Massie (9-1)		

### Playoff Schedule—Week 11

#### Division 6 - Region 24

- 1 - Lima Central Catholic (9-1)
- 8 - Dayton Christian (9-1)
- 4 - Coldwater (7-3)
- 5 - Bethel (9-1)
- 2 - Marion Local (10-0)
- 7 - Fort Recovery (6-4)
- 3 - Spencerville (8-2)
- 6 - Mechanicsburg (8-2)

#### Division 5 - Region 20

- 2 - Middletown Madison (8-2)
- 7 - Anna (7-3)

#### Division 7 - Region 28

- 3 - Minster (6-4)
- 6 - Riverside (6-4)
- 4 - Delphos St. John (6-4)
- 5 - Fort Loramie (8-2)

### Coldwater Playoff History

- ◆ 23 playoff appearances
- ◆ 21 consecutive seasons\*
- ◆ 18-0 in Week 11
- ◆ 51-7 in regional games
- ◆ 69-16 overall record

\*Currently the best in Ohio

## Coldwater Falls to Delphos In the Mud

On a rainy cold night at Stadium Park in Delphos, the Coldwater Cavaliers could not handle the St. John defense or the sloppy field conditions.

The Blue Jays turned Coldwater's only turnover into a touchdown and that was the difference in the final score of 12-7.

Statistically, Coldwater was better. The Cavaliers totaled 227 yards on 86 yards rushing and 141 passing.

St. Johns ran 6 fewer plays in totaling 114 yards on the ground and 21 in the air for a total of just 135 yards. But they had a decided advantage in time of possession and on a night when the rain and the wind made moving the ball difficult, the Jays beat the elements and controlled the ball.

Delphos started the game with the ball but after 7 plays they failed to convert a fourth down and Coldwater took over at their own 33. The Cavs managed a first down but had to punt from mid-field.

Delphos took the ball at their own 13 yard line and ran 18 plays, 16 on the ground culminating in a 3 yard rushing touchdown. The PAT kick was short and the Jays led 6-0.

Coldwater responded in typical Cavalier fashion as on their first play Sam Broering found Jacob Wenning down the visitors sideline good for a 39 yard gain and a first down at the Coldwater 49. After Ben Wenning ran for 4 yards, Broering found Jacob Wenning again, this time down the middle of the field for a 34 yard gain to the Jays 13. Two more rushing plays by Ben Wenning followed by Blake Dippold's 18th consecutive PAT kick and Coldwater took a 7-6 lead.

The Cavalier defense forced a 3 and out but the punt which should have been fielded at the 20, was allowed to roll all the way to the Coldwater 8. That is where the game took a decided turn in favor of Delphos.

After a run gained no yards and an incomplete pass Coldwater faced 3 and 10 at the 8. Broering attempted to pass the ball to the right flat but a Jays defender picked it off at the 10 and was tackled at the 1 yard line.

Two plays later Delphos scored and despite a missed pass on the PAT led 12-7 with 1:16 left in the first half.

In the second half the defenses and the weather conditions took their toll. Coldwater managed just 81 yards of offense while Delphos managed a paltry 21 yards.

Coldwater did have an excellent chance to win the game on their last possession though. After a Delphos punt the Cavs took over at their own 26 yard line. Thirteen plays and two Delphos penalties gave the Cavs a first and goal at the Jays 5 yard line.

Brad Giere ran twice off the left side to move the ball to the two yard line. After each team called a timeout, Coldwater faced a third and goal with less than two minutes to play.

Broering took the snap and moved to his right looking for a receiver in the end zone, but he stepped in a mud hole slipped and his knee touch the ground at the ten yard line.

After an incomplete pass on fourth down, the Jays took over, ran out the clock and celebrated what may be the biggest update this season in the MAC.

The loss dropped Coldwater to 7-3 while Delphos improved to 6-4.

Broering finished the night 11 of 25 passing for 141 yards and 1 pick. Jacob Wenning caught 6 passes for 105 yards.

Broering added 35 rushing yards on 10 carries while Ben Wenning totaled 41 yards on 14 totes.

### The Second Season

Now our full attention turns toward the playoffs where six MAC schools have qualified for the post season.

Three of them including Coldwater, Marion Local and Fort Recovery will battle for the Region 24 crown.

Anna is the seven seed in Region 20 while Delphos and Minster look to do some damage in Region 28.

For Coldwater their opening round opponent will be the Bethel Bees who hail from Tipp City and the Cross County Conference. The Bees enter the playoffs with a 9-1 record. This will be their fourth appearance in the playoffs. In '94 they lost to St. Henry 35-3. In 2000 they lost to Covington 35-0 and the next year they fell to Cederville 35-7.

Individual stats through 9 games for Bethel show quarterback Jacob Evans throwing for 1177 yards and 16 TDs. His two best receivers are Kendal James - 493 yards & 5 TDs and Jacob Ullmer - 285 yards & 4 TDs.

Their leading rusher is Caleb South who has accumulated 827 yards & 14 TDs. Jacob Ullmer added 606 yards.

On the defensive side Dillon Kelly has 74 tackles and Jacob Evans has 64 tackles and 2 sacks.

Travis Durst and Jacob Ulmer have 8 and 2 interceptions apiece and Christian Hartley recovered 2 fumbles.

### Bethel 2017 Schedule

Opponent - Record - Division	Result
Northridge (1-9) [4]	W 63-22
Dayton Christian (9-1) [6]	W 45-15
Tri-Village (3-7) [7]	W 64-14
Ansonia (6-4) [7]	W 52-06
Miami East (9-1) [5]	L 29-50
Arcanum (4-6) [6]	W 52-00
Covington (5-5) [6]	W 12-07
Tri-County North (4-6) [6]	W 51-15
Bradford (0-10) [7]	W 63-00
Mississinawa (1-9) [7]	W 59-06



### Statistical Comparison

Category	TCB	CW
Offensive average	49	21
Defensive average	14	15
Opponents Record	42-58	70-50
Playoff Record	0-3	69-16

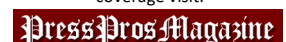
### According to Drew Pasteur...

Power Ranking	404	92
D6 Strength of Schedule	103	1

For complete stats, pictures and videos of Coldwater football:



For the best in high school sports coverage visit:





Never Forget  
Never Give In

# Cavalier Football Weekly

Nov 6, 2017  
2017 Issue 12  
By: Chris Cron

## Week 11 Results Division 6 - Region 24

1 - LCC (10-1)	45
8 - Day, Christian (9-2)	07
4 - Coldwater (8-3)	42
5 - Bethel (9-2)	07
2 - Marion Local (11-0)	27
7 - Fort Recovery (6-5)	00
3 - Spencerville (9-2)	34
6 - Mechanicsburg (8-3)	00

## Division 5 - Region 20

2 - Madison (9-2)	14
7 - Anna (7-4)	10

## Division 7 - Region 28

4 - Minster (7-4)	40
5 - Ft. Loramie (8-3)	24
3 - Delphos St. John (7-4)	48
6 - Fort Loramie (8-3)	21

## Week 12 - Regional Semifinals Division 6 - Region 24

1 - LCC (10-1)	
4 - Coldwater (8-3)	
2 - Marion Local (11-0)	
3 - Spencerville (9-2)	

## Division 7 - Region 28

1 - Crestview (10-1)	
4 - Minster (7-4)	
2 - Lehman Catholic (10-1)	
4 - Delphos St. John (7-4)	

## Coldwater Playoff History

- ◆ Total Appearances - 23
- ◆ Consecutive (thru 2017) - 21\*
- ◆ Regional Quarterfinals - 19-0
- ◆ Regional Semifinals - 18-4
- ◆ Regional Finals - 15-3
- ◆ Regional record - 52-7
- ◆ State Semifinals - 12-3
- ◆ State Finals - 6-6
- ◆ State record - 18-9
- ◆ Overall Record - 70-16

\*Currently the best in Ohio

Coldwater has a streak of 10 consecutive Regional Semifinal victories and 8 consecutive Regional Championships.

Also, the Cavaliers have appeared in the State finals for the past 8 seasons winning four of the last 5.

For complete stats, pictures and videos of Coldwater football:



For the best in high school sports coverage visit:



## Cavaliers Defeat Bethel - Otten Gets Win #100

It was an historic night for Coldwater Head Coach Chip Otten as the Cavaliers defeated Tipp City Bethel by a score of 42-7. The victory marked win #100 for Coach Otten and it propels the Cavs to their 23rd regional semifinal game. It was a good night to celebrate #100 as the Cavs had one of their better outings of the season.

Bethel won the toss and took the football to start the game. They immediately put pressure on the Coldwater defense, moving down the field on the strength of a solid option offense that gained 5,6 and 7 yards per rush. But for some reason after 6 rushes gained them a first down at the Coldwater 36, the Bee's choose to pass. The pass fell incomplete and soon led to a fourth down. Seeking an early score the Bee's faked the punt but Coldwater snuffed it out at mid-field and from that point on the Bee's never really threatened to end the Cavaliers season.

Coldwater took the ball and quickly ran 4 plays covering 50 yards to open the scoring. The drive began with a surprise as Jacob Wenning ran a hook pattern and caught a 5 yard pass from Sam Broering and lateraled the ball to Brad Giere who ran it down to the Bethel 11. Wenning scored three plays later on a 7 yard pass from Broering and the Cavs led 7-0.

Four minutes later Giere scored on a 1 yard run and the Cavs took a 14-0 lead into the second quarter.

On Coldwater's next possession they started at their own 8 yard line and went the distance in eight plays. The scoring play was a pass to Giere in the left flat and thanks to some excellent down field blocking he ran 34 yards untouched into the end zone. The Cavs led 21-0 with 7:15 to play in the opening half.

Two possession later the Cavs scored on a 8 yard run by Ben Wenning with 45 seconds remaining and Coldwater led 28-0 at halftime.

Coldwater took the opening kickoff of the second half and started what would become a 10 play scoring drive. With a second and ten at the Bethel 18, Giere ran up the middle for 11 yards and Ben Wenning covered the last 7 yards off right tackle to push the lead to 35-0 with 8:22 re-

maining in the third. The rest of the game was played under a running clock.

Early in the final quarter Coldwater got their final score of the night as the JVs took over and moved the ball well against the fading Bethel defense. Sophomore Shane Homan scored his first career touchdown on a 5 yard run and after Blake Dippold converted his 6th PAT of the night the Cavaliers led 42-0.

Bethel got their lone score two plays later as their starting running back took off on a 61 yard gallop against Coldwater's JVs. No harm though. The Bees only dressed 33 players so they did not have many second stringers.

On the night Broering was 11 of 16 passing for 169 yards and two TDs. Jacob Wenning caught 4 passes for 49 yards and a TD. Giere's one pass catch was good for 34 yards and a TD.

Jake Hemmelgarn was 4-4 passing for 22 yards. A total of 10 players caught passes for Coldwater.

On the ground the Cavs piled up 247 yards, led by 93 and a TD from Giere, 57 yards and 2 TDs from Ben Wenning. Four other rushers had between 18 and 26 yards. A total of 10 Cavs ran the ball on the last game of the season at Cavalier Stadium.

Total offense for Coldwater was 247 rushing, 191 passing for a total of 438 yards. Bethel total was 184 rushing and 47 passing for 231 yard.

Coldwater converted half of their 8 third down attempts and 3 of 4 fourth down attempts. Bethel was just 2 of 9 on third down.

As stated, Coach Otten earned his 100th victory at Coldwater. Of greater note is that his Cavalier teams have only lost 16 games. That's an 86% winning percentage. Only his dad, Barney Otten has a higher percentage at Coldwater (87%) but Barney's tenure at Coldwater was only 30 games.

The victory was also the 70th playoff victory for the Cavaliers against just 16 defeats. Coldwater also remains undefeated in Regional Quarterfinals (19-0).

Next up, the Cavaliers will travel to

Wapakoneta to face the top seed in Region 24, the Lima Central Catholic Thunderbirds who after defeating Dayton Christian 45-7 stand at 10-1. Their only loss coming to Delphos St. John in what they call the annual "Holy War".

LCC has made 11 playoff appearances, the last occurring in 2014. They reached the state semifinals in 1973, and 2010 but lost both of those games. No longer in the NWC, LCC now plays an independent schedule.

These two teams have met 17 times over the years with LCC holding a 9-8 edge. They last met in 2002 when Coldwater won 76-7. It was the most points ever scored by a Cavalier team.

Here is some interesting trivia; when LCC began their football program back in 1956, their first Head Coach was Barney Otten.

## Statistical Comparisons

### Coldwater 2017 Schedule

Opponent	Div	Result
Kenton (5-5)	[4]	W 35-28
Clinton Massie (10-1)	[4]	L 14-24
Marion Local (11-0)	[6]	L 07-13
Fort Recovery (6-5)	[6]	W 33-07
St Henry (6-4)	[6]	W 13-10
Parkway (1-9)	[6]	W 35-06
Minster (7-4)	[7]	W 17-16
Versailles (4-6)	[5]	W 24-10
Anna (7-4)	[5]	W 28-21
St John's (7-4)	[7]	L 07-12
Bethel (9-2)	[6]	W 42-07

### LCC 2017 Schedule

Opponent	Div	Result
Spencerville (9-2)	[6]	W 36-21
St John's (7-4)	[7]	L 10-34
Ada (7-4)	[6]	W 41-21
Waite (3-7)	[2]	W 28-06
Rogers (0-10)	[3]	W 49-20
Woodlan (8-2)	[4]	W 27-20
Wynford (8-3)	[6]	W 28-16
Bluffton (5-5)	[5]	W 54-06
Troy Christian (5-5)	[6]	W 49-15
Gilmour Academy (6-5)	[5]	W 36-22
Dayton Christian (9-2)	[6]	W 45-07

Category	LCC	CW
Offensive Average	37	23
Defensive Average	17	14
Opponents Record	67-49	73-44
Playoff Record	10-11	70-16

### According to Drew Pasteur...

Power Ranking *	102	92
D6 Strength of Schedule	12	1

\*Power Ranking includes all Divisions





Never Forget  
Never Give In

# Cavalier Football Weekly

Nov 14, 2017  
2017 Issue 13  
By: Chris Cron

## Week 12 - Results Division 6 - Region 24

1 - LCC (10-2)	17
4 - Coldwater (9-3)	24
2 - Marion Local (12-0)	35
3 - Spencerville (9-3)	00

## Division 7 - Region 28

1 - Crestview (10-2)	32
4 - Minster (8-4)	35
2 - Lehman Catholic (10-2)	07
3 - Delphos St. John (8-4)	14

## Week 13 - Regional Finals Division 6 - Region 24

2 - Marion Local (12-0)
4 - Coldwater (9-3)

## Division 7 - Region 28

4 - Minster (8-4)
3 - Delphos St. John (8-4)

## Coldwater Playoff History

- ♦ Total Appearances - 23
- ♦ Consecutive (thru 2017) - 21 <sup>1</sup>
- ♦ Regional Quarterfinals - 19-0
- ♦ Regional Semifinals - 19-4
- ♦ Regional Finals - 15-3
- ♦ Regional record - 53-7
- ♦ State Semifinals - 12-3
- ♦ State Finals - 6-6
- ♦ State record - 18-9
- ♦ Overall Record - 71-16 <sup>2</sup>
- ♦ 11 consecutive Regional final appearances
- ♦ 8 consecutive Regional Championships.
- ♦ 8 consecutive State Finals appearance winning four of the last five.

<sup>1</sup> Currently the best in Ohio

<sup>2</sup> Currently 2nd best in Ohio behind Newark Catholic and St. Ignatius (72)

For complete stats, pictures and videos of Coldwater football:

[cavfootball.com](http://cavfootball.com)

For the best in high school sports coverage visit:

**PressProsMagazine**

## Cavaliers Topple Thunderbird in final 33 Seconds

For all but the final 33 seconds of their Region 24 semifinal matchup the LCC Thunderbirds had their way with the Coldwater Cavaliers.

The T-Birds forced a total of 4 Cavalier turnovers and converted three of them to 17 points. But fatigue and inexperience on the big stage cost them as Coldwater rallied to a 24-17 victory at Harmon Field in Wapakoneta.

After an LCC punt rolled out of bounds at the Coldwater 24 with just over five minutes to play in the game the Cavaliers offense took the field trailing 17-10. It would probably be their last opportunity to tie the game. They had not played especially well all night as two lost fumbles and a pair of interceptions had cost them scoring opportunities. But this final drive would be different.

Five plays moved the ball to the Coldwater 44 where they faced a 4th and 8. Quarterback Sam Broering dropped back to pass and found no one open. Scrambling to the right he found running room and advanced the ball across midfield for a first down to the LCC 47.

Three plays later a 12 yard pass to Will Broering and a 15 yard completion to Alex May gave the Cavs a first and ten at the LCC 14. Two more plays yielded no yards but a holding call on the LCC defense gave Coldwater a first and goal at the LCC 7.

Two plays later Ben Wenning dove in from the two and after Blake Dippold converted the PAT Coldwater had tied the game at 17 with just 33 ticks left on the game clock.

The next 10 seconds were some of the most exciting in Cavalier lore.

Where most teams would just play for overtime and take their chances, Coldwater decided to gamble a little. Rather than squib it or kick deep into LCC territory, Coach Chip Otten asked Dippold to kick what they call a "sky ball".

Placing the ball on the left hash, Dippold kick the ball very high across the field to the numerals at the LCC 30 yard line. The return man miss judged the ball and it hit the turf about one yard in from of him, bounced off his chest and was recovered by the Cavaliers.

The LCC players threw their hands up in despair wondering how they could have messed up such an easy play. Meanwhile Otten was making plans to go for the win.

Back in the first half the Cavaliers leading receiver, Jacob Wenning sustained what is believed to be a concussion. So Broering did not have his best receiver on the field. Otten told Sam to look for his brother Will on a flag pattern and see what happens.

Will entered the game having caught just 6 passes for 53 yards and earlier he caught his 7th for 12 yards. At the snapped he sprinted down the sideline, brushed off a stiff-arm by the defensive back and caught a nice over the shoulder pass from Sam. Suddenly the Cavaliers went from season over to win and advance.

Dippold converted his 27th consecutive PAT and the final score was set at 24-17. He has not missed a PAT kick since the Ft. Recovery game nine weeks ago.

The game started as too many games have this season for Coldwater. LCC converted two turnovers on Coldwater's first two possessions into 14 points.

Early in the second quarter Coldwater had pinned LCC deep in their territory. A short punt from LCC's end zone resulted in the Cavs assuming possession at the T-Birds 30. Three plays later Brad Giere ran the ball in from 5 yards out and Coldwater closed the deficit to 14-7.

Late in the second quarter, LCC would kick a 30 yard field goal and they took a 17-7 lead at halftime.

Late in the third quarter Dippold kicked his 5th field goal of the year, a 37 yard kick that matched his career long. Coldwater pulled to within 7 at 17-10 and that setup the late game excitement.

On the night Broering was 17 of 25 for 183 yards, 2 TDs and 2 picks. Jacob Hartings have five catches for 57, Alex May 5 for 50 and Will Broering 2 for 45 and the go-ahead touchdown.

Sam Broering had 18 carries for 38 yards, Giere had 35 yards in 8 attempts, and Ben Wenning added 50

in 5 totes.

As a team Coldwater ran 59 plays for 119 rushing and 183 passing yards for a total of 302 yards.

LCC ran 53 plays for 233 yards; 116 rushing and 117 passing and committed two turnovers. A big negative for LCC was over 100 penalty yards on 11 infractions. Also they were three of nine on third down conversions. Coldwater was not much better at 5 of 11 but did convert 1 of their 3 fourth down attempts.

The loss sends LCC home for the winter with a very fine 10-2 record. Coldwater moves to 9-3 and will face Division 6 favorite and MAC rival Marion Local. The Flyers are 12-0 and defeated Spencerville 35-0 to advance to the Regional Final.

In Region 28, Minster and Delphos St. John won and set up another all MAC Regional Final which will result in two MAC schools competing in State Semifinal games.

The Cavs and Flyers last met at Coldwater in week three, a game the Flyers came from behind to win 13-7. Coldwater led 7-6 at halftime, but the Flyers scored the go ahead touchdown in the third as their defense shut down the Cavs in the second half. Hopefully for the Cavs the old adage about how hard it is to beat a team twice in the same season holds true.

This game will be played in Sidney where the Cavaliers are 2-0 in post season play. It will be the first playoff game between the Cavs and another MAC team since Versailles in 2011. Coldwater is 4-1 in post season play versus MAC opponents.

No stat comparisons this week as these comparisons are helpful when playing unfamiliar opponents. But this will be Cavs versus Flyers, MAC vs MAC for the Region 24 championship. See you in Sidney.

## MAC Dominance

This past weekend New Bremen and Versailles won state volleyball titles raising to 123 the total team titles won by MAC schools. It is New Bremen first team title and now every MAC school has won a team state championship.



Never Forget  
Never Give In

# Cavalier Football Weekly

Nov 24, 2017  
2017 Issue 14  
By: Chris Cron

## Week 13 - Results

### Regional Finals

#### Division 6 - Region 24

2 - Marion Local (13-0)	33
4 - Coldwater (9-4)	00

#### Division 7 - Region 28

4 - Minster (9-4)	20
3 - Delphos St. John (8-5)	00

### Coldwater Playoff History

- ♦ Total Appearances - 23
- ♦ Consecutive (thru 2017) - 21 <sup>1</sup>
- ♦ Regional Quarterfinals - 19-0
- ♦ Regional Semifinals - 19-4
- ♦ Regional Finals - 15-4
- ♦ Regional record - 53-8
- ♦ State Semifinals - 12-3
- ♦ State Finals - 6-6
- ♦ State record - 18-9
- ♦ Overall Record - 71-17 <sup>2</sup>
- ♦ 11 consecutive Regional final appearances

<sup>1</sup> Currently the best in Ohio

<sup>2</sup> Currently 2nd best in Ohio behind Newark Catholic and St. Ignatius (72)

### 2018 Football Schedule

- @ Kenton
- Clinton-Massie
- @ Versailles
- Minster
- @ Fort Recovery
- New Bremen
- @ Delphos St. John
- Anna
- @ St. Henry
- Marion



For MAC scores, schedules and history check The Midwest Athletic Website

For complete stats, pictures and videos of Coldwater football:



For the best in west central Ohio high school sports coverage visit:



## Flyers Defeat Cavaliers in Regional Final

It was a game between two of the most successful programs in OHSAA playoff history. Competing in different divisions Coldwater and Marion Local have combined for 140 playoff victories and 15 state titles including 11 in the past 10 seasons.

But as both teams are now in the same division and were assigned to the same region something had to give. At Sidney Memorial Stadium, what gave was the Cavaliers and in pretty convincing fashion too.

The Flyers dominated every aspect of the game; offense, defense and special teams and sent the Cavaliers home by a surprising score of 33-0.

For Marion, who have not allowed a point this post season, it was their fourth consecutive shutout

It was the largest margin of defeat for Coldwater since a 47-14 loss to the Flyers in 2013. In terms of shutouts, the two previous times the Cavs were shutout were by scores of 20-0 and 7-0 to, you guessed it, Marion Local in 2014 and 2011. And it was the worst shutout since a 1972 matchup with Van Wert by a score of 37-0.

Finally, to add insult to injury, it was the first time that Coldwater has ever been subjected to a running clock which mercifully lasted just under five minutes of the fourth quarter.

It took very little time for the Flyers to make a statement as they returned the opening kickoff 98 yards for a touchdown. The rest of the game they used a grinding ground attack and scored a touchdown in each quarter.

The Flyer defense held the Cavaliers to their lowest offensive total all season as they managed just 103 total yards of offense, 66 on the ground and 37 through the air.

Broering was 3 of 11 passing for 37 yards, 32 of which were on a pass to his brother Will Broering.

Ben Wenning led eight Coldwater rushers with 63 yards on 13 carries.

Total offense for the Flyers was 265 yards with 246 on the ground.

The Flyers at 13-0 will advance to the State Semifinals to face 12-1 Liberty Benton at Wapak next Friday. The Eagles defeated Hillsdale 37-17 to win Region 22. In the other semifinal

Kirtland 13-0 will face Nelsonville who is also 13-0.

For Coldwater it closes the 2017 campaign at 9-4 including a 6-2 second place finish in the MAC. It will be a bittersweet Thanksgiving as for the first time in 9 years the Cavs will not have a Thanksgiving day practice. But the Cavs extend their best wishes to fellow MAC'sters Marion Local and Minster as they are one game way from a State Final appearance.

A dozen seniors played their last game for Coldwater including Jack Muhlenkamp, Sam Broering, Jacob Hartings, Tyler Backs, Brad Giere, Seth Obringer, Caleb Dippold, Derek Albers, Jason Wenning, Thomas Schwieterman, Cody Hart, Creighton Bettinger.

Their loss will most impact a defense that allowed just 15.7 points per game. This group includes 8 of the top 10 defensive performers led by Giere who had 124 tackles and 3 sacks.

Giere also added 337 yards rushing and three touchdowns. In total these seniors accounted for 52% of the team's 1349 rushing yards.

Senior Sam Broering finished the season with 2241 passing yards completing 60% of his passes for 17 touchdowns.

Eight senior receivers caught passes for 632 yards led by Jacob Hartings with 324 yards.

We will probably be hearing the name Wenning a lot next season. First there is this year's leading rusher Ben Wenning who as a junior averaged 5.3 yards per carry for 639 yards and 11 touchdowns. He also put his name at the top of the Coldwater records book with a 99 yard touchdown run against Ft. Recovery.

Also returning will be Jacob Wenning who caught 50 passes for 862 yards and 11 touchdowns. Ben also had 418 yards on 37 receptions and 3 scores.

A bright spot in the kicking game will be returning all-MAC sophomore Blake Dippold who kicked four field goals including two 37 yarders, converted 36 of 37 PAT attempts including a streak of 27 PATs which he will carry into next season.

Ben and Jacob Wenning along with Dippold were Coldwater's three leading scorers this season also.

By any measure this season was a successful one for the Cavaliers.

- Playing 13 games while 475 of the 699 football schools in Ohio only played 10.
  - Being one of the final eight of 109 teams in Division 6.
  - Playing in the schools 11th consecutive Regional Championship and
  - Extending the states longest consecutive playoff streak to 21 years
- These are all marks this senior class should be proud of. They also recorded two of the biggest come from behind victories against Anna (13 points) and LCC (14 points) in school history.

But the bar at Coldwater is a pretty high standard which has been established and built upon over the last 23 years. Besides the playoff record highlighted on this page, the records show that since 1995 Coldwater has logged an...

- 11-2 average record
- 19 double digit win seasons
- At least 10 wins in 17 of last 18 seasons
- Average of 3 playoff wins per season
- State final appearance in 8 of last 9 seasons
- A record of 224-32 since 2000—the best in Ohio.

The legacy is impressive and all of it was earned through hard work, focused dedication, a desire to excellence and disregarding personal glory for the glory of the team and the community of Coldwater.

Also, and of greater importance, is the underlying character of this program. Respect, dignity, selflessness, to name a few. In return Coldwater has earned respect from communities all across Ohio. Case in point...

After the game at Clinton-Massie a fan stopped me and said he wanted to tell someone from Coldwater that the folks down there remember what we did back in 2007 for the Savanna Coffman family. Some say football is just a game. But when taught and played with purpose, it can affect lives in ways we can never imagine.

Until next year...

# Items of Interest

# Coldwater football: Top 7 players in Cavaliers history

<http://www.mydaytondailynews.com>  
By Marc Pendleton - Staff Writer



Ohio

State's Ross Homan, 51, goes after Minnesota's Eric Decker, 7, in the second half of their game at The Ohio Stadium, September 27, 2008. (Dispatch photo by Neal C. Lauron)

What John Reed started for Coldwater High School football, Chip Otten has upgraded. Both Cavaliers head football coaches are integral parts for an unprecedented run through the Midwest Athletic Conference and the playoffs.

A journeyman coach, Reed found his place at Coldwater. The Cavs were already highly regarded in football and baseball, but under Reed the football program rocketed to a perennial state title contender.

In 15 seasons Reed's Coldwater teams were 102-14 in the MAC, qualified for the playoffs all but once, advanced to the state semifinals eight times and played for five state titles, winning twice. The town and MAC community was rocked when he succumbed to esophageal cancer in the spring of 2010.

Like Reed, Otten also was a journeyman head coach and was uncertain if he wanted to go that route again, then relented. With fingers crossed, he would follow his father Barney Otten (1974-76) as a Cavaliers head coach. Good call, because Coldwater football hasn't been the same since.

Including Reed's final season before Otten took over, the Cavs have played for a state championship eight straight years, winning four straight Division V titles from 2012-15.

Its facilities have undergone a makeover, christened the Coldwater Pride Athletic Complex. What hasn't changed are the familiar roster names who wear the orange and black. Coldwater is a village of about 4,500 residents anchored at the crossroads of routes 219 and 118. Celina is to the north, St. Henry to the south.



Coldwater also is the place to be for home games on football Friday nights. Victory celebrations are mandatory. These are the best of times for Coldwater football.

Here's who we consider the all-time seven best football players at Coldwater High School in a continuing series. Have something to say about this alphabetical list? Email your comments to [sports@coxohio.com](mailto:sports@coxohio.com).

**Location:** Coldwater, Mercer County.

**Type:** Public.

**Affiliation:** Midwest Athletic Conference, 1972 charter member.

**Division:** D-VI, Region 24.


**1. Chuck Alig, LB, 1985:** Considered among the best LBs in program history, which is saying a lot. Anchor of a 10-0 team as a junior that couldn't qualify for the postseason. Longtime Coldwater science teacher and Cavs assistant football coach. Rejuvenated wrestling program as head coach for 12 seasons.

**2. Ron "Gig" Grieshop, FB/LB, 1963:** At 6-2, 264 pounds, no wonder Woody Hayes wanted him to play for the Buckeyes. "Gig" just said no. Western Buckeye League player of the year who also excelled in basketball and baseball. Burly and an unrelenting force; just the kind of presence that would become the norm for Coldwater standouts in later championship eras.



Ohio State football players Adam (left) and Ross (right) Homan in the Media Suite at the Woody Hayes Athletic Facility on Wednesday, August 25, 2010. (Columbus Dispatch photo by Eric Albrecht)

**3. Ross Homan, FB/LB, 2006:** Only three-time All-Ohioan in Cavs' history and should have also made it as a freshman. At 6-1 and 230, a two-way hammer in Grieshop's mold. Still ranks No. 1 in the program for most single-game tackles (32), season tackles (219), career tackles (639) and career sacks (22). Also No. 3 all-time career rusher (2,541 yards). State defensive player of the year as a senior. Major impact at OSU as a three-year starter at linebacker. Sixth-round draft pick by Vikings in 2011. NFL career prematurely ended due to effects of concussions. Cousin of former Buckeyes Bobby and Tommy Hoying (St. Henry). Younger brother Adam Homan played fullback at OSU.



Coldwater quarterback Brody Hoying ran for 134 first-half yards and scored on an 84-yard romp in leading the Cavs to a 14-7 halftime lead over West Jefferson in a D-V state football semifinal at Piqua on Saturday, Nov. 30, 2013.

**4. Brody Hoying, QB/DB, 2015:** Another outstanding two-way player and two-time, first team All-Ohioan and D-V offensive state player of the year as a senior. More of a running back who was hiked the ball. Holds Cavs' season record for most rushing TDs (33), career rushing TDs (64), season rushing (1,860 yards) and career rushing (3,435). Starting outfielder on state-title baseball team. A redshirt sophomore DB at Eastern Michigan this coming season. First cousin to Bobby Hoying and Ross Homan.





Kevin Hoyng, the quarterback for the Dayton Flyers, throws a pass as Dayton host Urbana University at Welcome Stadium. 8 Sept 07 Photo by Ron Alvey

**5. Kevin Hoyng, QB/DB, 2003:** That's right; he could use a vowel. But there was no lacking in offensive ability. The ultimate dual threat, passed for 2,800 yards and ran for nearly 1,800 yards as a senior. Ranks top five in most significant Cavs' season and career QB stats. Failed to land top All-Ohio honors because he also played during the Ben Mauk era at Kenton.

Reset most significant passing records at the University of Dayton from 2003-07. A two-time captain, holds Flyers career total yardage (9,528), passing yards (8,862) and TD passes (59). Also made a run as an NFL free agent DB in Browns' 2008 preseason. Offensive assistant coach at UD and Wittenberg's offensive coordinator last three seasons.



Coldwater wide receiver Caleb Siefiring carries a reception in for a touchdown as Covington defensive back Kyler Deeter pursues during their playoff game at Welcome Stadium in Dayton Saturday, Nov. 17, 2012. E.L. Hubbard photography.

**6. Caleb Siefring, WR/DB, 2013:** A two-time All-Ohioan, but what sets him apart from other heralded Cavs is he did it as a junior DB and a senior WR. As a WR had 101 career catches for 1,816 yards (17.9 yards per catch). Put four receiving TDs on Versailles in 2011. Won state D-V titles as a junior and senior.

Bengals quarterback Keith Wenning (3) makes a throw during



the opening day of Bengals training camp, Friday, July 31, 2015. GREG LYNCH / STAFF

**7. Keith Wenning, QB, 2010:** The history 101 lesson for every football player who waits until his senior season to log significant playing time. Couldn't crack Cavs' starting lineup until 2009, but then it was on.

As a senior passed for 40 TDs and accounted for 3,629 yards passing, both single-season program records. Connected with Adam Rammell for 14 receptions in a state title loss to Youngstown Ursuline. That game he also set an all-divisions record for most completions (40) and yards (414) in regulation.

As a sophomore backup for Cory Klenke, completed two passes for 115 yards and an 80-yard TD to Ryan Geier to kick start Coldwater's comeback upset of Youngstown Mooney in the 2007 D-IV state title game.

Backed all that up by becoming Ball State's career leader in passing yards (11,402), pass attempts (1,642), completions (1,035) and passing TDs (92). His 4,148 passing yards as a senior trails only Byron Leftwich (Marshall) and Ben Roethlisberger (Miami) in MAC history.

The 6-2, 232-pounder was taken in the sixth round by the Ravens in 2014 NFL draft. Signed twice since by the Bengals (20015-16) and again by Giants (2016). Currently a free agent.

»Honorable mention:

Kyle Bergman	P	2012	Adam Klosterman	DB	2014
Malave Bettinger	DL	2016	Tyler Kunk	DL	2008
Steve Borger	QB	2006	Eric Lefeld	OL	2010
Mark Brunet	DL	2012	Neal Muhlenkamp	WR	2017
Austin Bruns	QB	2013	Brock Pleiman	DL	2009
Matt Bruns	WR	2001	Adam Rammel	WR	2010
Joe Cron	OL/LB	1982	Mario de la Rosa	K	2009
Zach Dickman	DL	2013	Mitch Schoenherr	LB	2014
Mitch Fullenkamp	DL	2015	Andrew Siefiring	DL	2017
Brady Geier	DB	2005	Cole Steinbrunner	OL	2002
Tony Harlamert	RB/WR	2009	Trevor Stromblad	L	2006
Mike Hay	OL	2003	Dylan Thobe	QB	2017
Jack Hemmelgarn	QB	2016	Keith Uhlenhake	DL	2010
Adam Homan	FB/LB	2009	Steve Vagedes	P	1994
Joe Huwer	OL	2004	Tyler Vogel	RB/LB	2001
Dan Kanney	DB	2003	Keith Walls	WR	1999
Cory Klenke	QB/DB	2009	Paul Werling	DL	2000
Reese Klenke	WR	2011			

In the summer of 2017, Vince Koza of radio 93.1 The Fan located Lima had a countdown of the top 30 high school football program in the last 30 years. This was done as a run-up to the 2017 Football season.

In support of what I believe to be the two best programs in the Lima area I sent the following...

Vince,

Have been listening with interest to your recent 30 in 30 series counting down the best high school football programs in the area. As the Statistician for Coldwater, a program which has seen much success in the past 20+ seasons, I have a bias of course. And being a follower of MAC football, I think other MAC schools should rank high on the list.

Of course, compiling such a list requires understanding just what the "best high school football programs" means. What is the most important factor? Wins, League Titles, State Titles, D1 Recruits, etc. If you could talk on the air about how your list was compiled that would be interesting.

Coldwater and Marion Local should rank high on the list and I am sure you have a lot of stats on these two programs. But I would like to provide you with information I have that you can use as talking points during your presentations. You will find that information attached.

For me Coldwater is #1 because since 2000 they have won more games than any football program in Ohio regardless of Division. They also have won 6 State Titles. Then again, Marion Local deserves #1 because they have won 9 State Titles and rank second in most wins since 2000.

Like I said it all depends on what the most important factors are. You have double winners at #26 to #30. Maybe Coldwater and Marion Local should share the top spot? Anyway....



**Chris Cron**  
Coldwater Football Stats  
State Champs 05,07,12,13,14,15

## 93.1 The FAN - 30 in 30

### Coldwater Cavaliers

#### Wins and Loses

---

1936-1987                      273-173 61%

1987-2016                      290-94 76%

- Two winning seasons from 1987 to 1994. Then John Reed arrived and have not had a losing season since.
- Worst record after 1995 was 1996 (7-3) which was the last time Coldwater missed the playoffs
- Since 2000 - Most wins in State of Ohio 215-28 88%

#### MAC (charter member 1973)

---

- #1 in MAC with a record of 240-65-2 78%
- #2 is Marion Local 212-93-2 69%
- 12 Championships
- 7 Co-Championships

#### OHSAA Playoffs

---

- Record 69-16 81%
- 22 appearances
- 20 consecutive appearances - Best in Ohio at present
- 18 Regional Final appearances      15-3 83%
- 15 State Semifinal appearances      12-3 80%
- 12 State Final appearances          6-6
- 6 State Championships
- 6 State Runner-ups
- Have appeared in the State Finals each of the last 8 seasons

#### Streaks

---

- 2014 thru 2015 won 29 consecutive games
- 22 consecutive winning seasons 1995-2016
- 10 wins in each of the last 17 seasons
- 30 Consecutive MAC Wins                      2003-2006
- 34 Consecutive Home Wins                      2001-2006
- 33 Consecutive Regular Season Wins                      2003-2007
- 5 Consecutive Defensive Shutouts 1987 (Minster, Parkway, New Bremen, St. Henry, Delphos St. John)

#### All Ohio

---

- 34 1st Team All Ohio performers
- 2009 Keith Wenning - Offensive POY
- 2012 Austin Bruns - Offensive POY
- 2012 Zach Dickman - Defensive POY
- 2013 Brody Hoying - Offensive POY
- 2014 Brody Hoying - Co-Offensive POY
- 2014 Mitch Fullenkamp - Co-Defensive POY
- 2015 Jack Hemmelgarn - Offensive POY

## 93.1 The FAN - 30 in 30

### Coldwater Cavaliers

#### Coaching

---

##### John Reed

- 1995-2009
- 168-31 84%
- 102-14 (MAC)
- 6 MAC, 8 Regional, 2 State Titles

##### Chip Otten

- 2010-2016
- 92-13 (88%)
- 49-7 (MAC)
- 3 MAC, 7 Regional, 4 State Titles

#### Play 60

---

For the past 5 seasons, the senior class that year could say they participated in 60 football games, the most you can play under the current playoff system. Coldwater was the first school that could claim that distinction. Not a Stat but non-the-less quite an accomplishment

## 93.1 The FAN - 30 in 30

### Marion Local Flyers

#### Wins and Loses

---

- 1955-1986 183-113 62%
- 1987-2016 277-98 74%

#### MAC (charter member 1973)

---

- 213-92-2 69%
- 6 Championships
- 5 Co-Championships

#### OHSAA Playoffs

---

- Record 67-10 87%
- 19 appearances
- 12 consecutive appearances
- 16 Regional Final appearances 15-1 94%
- 15 State Semifinal appearances 11-4 73%
- 11 State Final appearances 9-2
- 9 State Championships
- 2 State Runner-ups
- Have appeared in the State Finals each of the last 6 seasons

#### Streaks

---

- 2012 thru 2015 won 43 consecutive games
- 12 consecutive winning seasons 2005-2016
- 10 wins in each of the last 6 seasons
- 22 Consecutive MAC Wins 2012-2015
- 31 Consecutive Home Wins 2011-2016
- 28 Consecutive Regular Season Wins 2012-2015
- 5 Consecutive Defensive Shutouts 1973 & 2016

#### Coaching

---

##### Tim Goodwin

- 1999 - 2016
- 211-43 83%
- 112-32 (MAC)
- 6 MAC, 14 Regional, 9 State Titles

#### Play 60

---

For the past 3 seasons, the senior class that year could say they participated in 60 football games, the most you can play under the current playoff system.

*This yearbook is a culmination of items gathered during the season represented.*

*As with any work, errors are possible but unintentional.*

*Should you discover errors of consequence which would warrant correction please contact the author at [chris.cron@thecrons.net](mailto:chris.cron@thecrons.net).*

*Be sure to include the title of this document, the page number on which the error appears and a description of the error.*

*If the error is one of a factual nature, it would be appreciated if factual documentation were provided.*