

Cavalier Football Yearbook 2018



Pigskin Preview

Wennings (no relation) back for Cavs

By GARY R. RASBERRY
 grasberry@dailystandard.com

COLDWATER — Jake Wenning and Ben Wenning are not brothers, nor are they first cousins.

In fact, they are not even remotely related.

They are, however, part of the Coldwater football family. Their play last season was a key to the team's continued success and will look to lead the team for their senior seasons.

The two have been playing sports since kindergarten.

It's always been fun," Jake Wenning said. "Baseball, basketball, football, we've always been close. People think we're related, but (the last name) is just a coincidence, I guess."

"It helps being friends," said Ben Wenning. "We all get along. The connection we have, especially with Hemmy (quarterback Jake Hemmelgarn), just looking at each other, hitting the hot route. Always being on the same page."

The two shined in Coldwater's Cav-Gun offense last season.

Ben Wenning, a 6-0, 175-pound running back, led the team with 639 yards rushing and 11 touchdowns and was second on the team with 37 receptions for 418 yards and three touchdowns. Ben Wenning also recorded 70 tackles as a defensive back

The 6-2, 165-pound Jake Wenning earned second team All-Ohio honors in Division VI after having snagged 50 passes for 862 yards and 11 touchdowns. Jake Wenning also averaged 35.2 yards per punt.

"Ben and I have been the go-to guys, but there are a lot of other guys," said Jake Wenning.

"Ben is the guy we get the ball out of the backfield, where I'm kind of the deep guy. It's good that we can work together."


The Wennings saw the Cavaliers' streak of eight consecutive state championship game appearances snapped at the hands of eventual Division VI state champ Marion Local last fall.

"The way last year ended, we can't let that happen again," said Ben Wenning. "It's a big part, being leaders to carry the team and get us where we need to go."



Nick Wenning/The Daily Standard

Ben Wenning, left, and Jake Wenning return as the leading rusher and receiver for Coldwater. The two will look to help the Cavaliers make a trip back to the state championship game after having missed out last year for the first time since 2008.



QUICK HITS

New signal caller — Jake Hemmelgarn will likely take over at quarterback this season, replacing 2,000-yard passer Sam Broering. Hemmelgarn has a quarterback bloodline as older brother Jack was the 2015 Division V State Offensive Player of the Year. Jake Hemmelgarn was 8-of-10 passing for 40 yards and an interception in limited play. Jake Hemmelgarn is also a threat to run, having rushed for 32 yards on four carries.

Sophomore Myles Blasingame could also see time at quarterback.

On a streak — While the team's run of consecutive state championship game appearances was snapped at eight last season, Coldwater has the longest active playoff streak with 21 straight postseason berths.

Golden celebration — Coldwater will celebrate the 50th anniversary of

Cavalier Stadium this season in Week 10 in what could be a big game not only for playoffs but also someone's wallet as Marion Local will wrap up the regular season with the Cavaliers.

S-A-T-U-R-D-A-Y Night! — The Cavaliers will get play a Saturday night regular season game for the first time in several years when they travel to Stadium Park in Delphos in Week 7 to face St. John's. Due to the MAC's formula schedule in which one league team does not face another for at least two seasons, the game will be in Delphos for a second straight year. Last year the Blue Jays won 12-7, dropping Coldwater to a four-seed in Division VI Region 24 and allowing the Blue Jays to make the playoffs, where they lost to Minster in the regional final.

Roster

#	Name	Pos.	Gr.	Ht.	Wt.																		
1	Ross Weigel	SL/S	11	6-0	165	19	Tanner Muhlenkamp	WR/DB	9	5-9	135	43	Skyler Slone	WR/DB	11	5-7	140	64	Evan Dysert	OL/DT	12	5-9	190
2	Zack McKibben	SL/DB	10	5-6	130	20	Casey Goodwin	WR/S	9	5-9	135	44	Alex Knapke	RB/LB	10	5-11	165	65	Blake Siefring	C/DE	10	5-10	180
3	Zach Hamberg	WR/DB	10	5-10	150	21	Justin Schwieterman	WR/DB	12	6-3	170	46	Matt Kunk	RB/DE	12	6-0	180	66	Blake Dippold	OL/DT/K	11	5-9	210
4	Jacob Overman	WR/DB	11	5-8	155	22	Ben Wenning	RB/S	12	6-0	175	50	Braden Obringer	OL/LB	12	6-2	240	66	Sam Muhlenkamp	OL/LB	9	5-7	160
5	Alex May	SL/OLB	12	5-11	165	23	Payton Goodwin	WR/DB	12	5-11	155	50	Grant Heuing	OL/LB	9	5-6	135	67	Aaron Fortkamp	OL/DE	9	5-11	155
6	Cole Frilling	WR	12	6-4	170	24	Darin Schmitmeyer	RB/LB	9	5-6	145	51	Patrick Cupp	C/DT	11	5-9	235	68	Ryan Leugers	OL/DE/LS	12	5-11	185
7	Myles Blasingame	QB/S	10	6-1	175	25	Colin Weigel	WR/S	9	5-7	130	52	Josh Kaup	OL/OLB	9	5-10	180	69	TJ Burrows	OL/DE	12	5-11	170
8	Isaac Fullenkamp	RB/S	9	5-10	150	28	Nick Bailey	WR/OLB	11	5-11	155	53	Troy Hess	OL/LB	10	5-8	175	70	Drew Waite	OL/DE	12	6-0	200
9	Shane Homan	RB/LB	11	5-9	155	29	Rece Mescher	WR/DB	9	5-7	125	54	Josh Welsch	OL/DE	9	5-10	160	71	Luke Ontrop	OL/DT	10	6-0	190
10	Jake Hemmelgarn	QB/DB	11	5-11	145	30	Justin Hartings	SL/LB	10	5-8	140	55	Russell Klosterman	C/LB	11	5-10	205	72	AJ Kunk	OL/DT	12	6-0	235
11	Adam Hrycko	QB/S	9	5-6	140	31	Josh Hrycko	TE/OLB	11	6-1	185	56	Nolan Tobe	OL/DE	10	6-1	220	74	Tyler Miller	OL/DT	9	5-9	170
12	Reece Dellinger	QB/DB	9	5-10	150	32	Caleb Sutherin	WR/DB	9	5-4	125	57	Adam Diller	OL/DE	11	5-11	195	75	Carson Jimerson	OL/DT	9	5-9	215
13	Paul Buschur	WR/DB	12	6-0	160	33	Kayden Baumer	WR/DB	9	5-5	130	58	Caleb Stammen	OL/DE	9	6-0	160	76	Brett Butler	OL/DT	12	6-2	245
14	Brady Klingshirm	SL/S	10	5-9	160	34	Galen Backs	WR/S	12	5-11	155	59	Landen Bulp	OL/DE	9	5-9	150	77	Andrew Hicks	OL/DT	9	5-9	170
15	Jacob Wenning	WR/DB/P	12	6-2	165	35	Nathan Grieshop	RB/OLB	11	6-0	170	60	Nile Najmi	OL/DT	12	5-8	230	78	Connor Adams	OL/DT	10	6-0	205
16	Jay Muhlenkamp	SL/DB	10	5-11	150	40	Tyler Couchot	WR/DB	11	6-0	165	61	Adam Griesdorn	OL/DE	11	6-0	170	79	Seth Meyer	OL/DT	9	5-6	170
17	Ethan Diller	WR/DB	10	5-10	145	41	Mitch Niekamp	RB/OLB	12	5-9	170	62	Reece Thomas	OL/LB	12	5-7	170	86	Noah Miller	TE/DE	11	6-3	205
18	Will Broering	WR/DB	11	6-2	170	42	Mateo Homan	RB/LB	9	5-4	135	63	Caleb Spencer	OL/DE	11	5-10	205	88	Jesse Meyer	TE/DE	9	6-2	160

2018 Coldwater Cavalier Football Preview

Conference	Midwest Athletic Conference
Division 6 - Region 24	
Head Coach	Chip Otten 9 th year as Head Coach
Assistant coaches	Mark Bruns (DC) , Randy Wright, Jason Hemmelgarn, Cory Klenke, Dan Kanney, Joe Huwer & Keenan Leitchty
2017 Record	9-4 overall 6-2 MAC Regional Runner-up
Returning Starters	Offense 4 Defense 2

Top Returners

Ben Wenning	5'11	175	SR	RB/Safety	
Mitch Niekamp	5'11	175	SR.	RB/OLB	
Jacob Wenning	6'1	160	SR.	WR/Returner/Punter	1 st team MAC
Justin Schwieterman	6'3	170	SR.	Corner/WR	
Russell Klosterman	5'10	210	JR.	C/LB	
Blake Dippold	5'9	190	JR.	Kicker	1 st team MAC

Team Strengths

- Athleticism at the skill positions on both sides of the ball
- Kicking game continuity: Kicker/Punter/Long snapper/Returner all returning
- Team speed will make our special teams "special"
- 2 Solid QB's in JR Jake Hemmelgarn and SO Myles Blasingame

Team Concerns

- Rebuilding the O-line/D-line and LB groups

Team Outlook

With 75 players we feel like we have the pieces to compete for a league title and a 22nd consecutive playoff berth. That said, we will be inexperienced early with few returning starters and a difficult opening 2 weeks with non-league powerhouses Kenton and Clinton Massie.

Schedule (last years result)

Week 1	@ Kenton (35-28)	Week 6	New Bremen (dnp)
Week 2	Clinton-Massie (14-24)	Week 7	@ Delphos St. John (7-12)
Week 3	@Versailles (24-10)	Week 8	Anna (28-21)
Week 4	Minster (17-16)	Week 9	@ St. Henry (13-10)
Week 5	@ Fort Recovery (33-7)	Week 10	Marion (7-13)

Cavalier Senior Class



Alex May



Cole Frilling



Paul Buschur



Jacob Wenning



Justin Schwieterman



Ben Wenning




Payton Goodwin



Galen Backs



Mitch Niekamp



Matt Kunk



Braden Obringer



Nile Najmi



Reece Thomas




Evan Dysert



Ryan Leugers



TJ Burrows



Drew Waite



AJ Kunk



Brett Butler



Preseason Media Guide



Coldwater Cavaliers

Media Guide 2018

Published: August 20, 2018



2017 Season Results: 9-4

Kenton	35-28
@ Clinton Massie	24-14
Marion Local	07-13
@ Fort Recovery	33-07
St. Henry	13-10
@ Parkway	35-06
Minster	17-16
@ Versailles	24-10
Anna	28-21
@ Delphos St. John	07-12

Regional Playoffs

Bethel	42-07
Lima Central Catholic	24-17
Marion Local	00-33

2018 Schedule

- @ Kenton
- Clinton-Massie
- @ Versailles
- Minster
- @ Fort Recovery
- New Bremen
- @ Delphos St. John
- Anna
- @ St. Henry
- Marion

2017 Standings	MAC	OA
Marion Local	8-0	10-0
Coldwater	6-2	7-3
Anna	5-3	7-3
St. Henry	5-3	7-3
Minster	4-4	6-4
St. Johns	4-4	6-4
Ft. Recovery	4-4	5-5
Versailles	3-5	4-6
New Bremen	1-7	3-7
Parkway	0-8	1-9

Kenton (5-5), Clinton-Massie (9-1)

For even more Cavalier news, game photos, videos, stats and records checkout...

www.cavfootball.com
and
coldwaterathletics.org

Preview of the 2018 season

As Coldwater opens the 2018 football season, they hope to improve on a successful 2017 campaign but one that was below the standard past teams have established.

For the first time since 1999 the Cavaliers won less than 10 games finishing 9-4. After winning 8 consecutive Regional titles, they failed to reach the State Semifinals.

Moving on...

One way to put the memories of last year behind them is to avoid the 1-2 start in 2017. This season's MAC schedule was shuffled as it is every two years. The open the season as always, against strong teams from Kenton and Clinton-Massie. The MAC season opens at Versailles followed by Minster before a visit to Fort Recovery.

The second half of the season see New Bremen coming to Cavalier Stadium for the first time since 2014. In week 7 the Cavs travel north to Delphos to play St. John followed by a battle at home with Anna. After another Backyard Battle in St. Henry, the Cavs hope to be playing for a MAC Championship when defending State Champ Marion Local comes to town.

As for all MAC teams, the schedule is a challenge. But that is why MAC football is the best in the state.

Top Returning Performers

Coach Chip Otten returns for his ninth season as the sideline boss. All his assistant coaches return as well.

Top returners are Ben Wenning 5'11"/175 senior running back and safety and Mitch Niekamp 5'11"/175 senior running back and linebacker

1st team MAC performer Jacob Wenning 6'1"/160 will play wide receiver and return kicks. He will also be the team's punter.

Big Justin Schwieterman at 6'3"/170 is a senior receiver and cornerback.

The snaps will be made by 5'10"/210 junior Russell Klosterman who will also see action at linebacker.

Blake Dippold a 5'9"/190 junior will defend his 1st team All-MAC position as the place kicker.

Strengths and Weaknesses

Coach Otten lists the teams strongest assets as athleticism at the skill positions on both sides of the ball, kicking game continuity: (kicker/punter/long-

snapper/returner all comeback for the 2018 season. Team speed will put the 'special' in special teams. And two solid QB's in junior Jake Hemmelgarn and sophomore Myles Blasingame.

As with most high school teams the biggest challenge will be replacing the bulk of the offensive and defensive lines. The linebacker corps will need to mature quickly as well.

Otten's View

"With 75 players we feel like we have the pieces to compete for a league title and a 22nd consecutive playoff berth. That said, we will be inexperienced early with few returning starters and a difficult opening 2 weeks with non-league powerhouses Kenton and Clinton Massie."

Looking to Week 11

Coldwater will once again compete in Division 6 Region 24 with fellow MACsters Ft. Recovery, Marion Local, Parkway and St. Henry. Local powers LCC, Mechanicsburg and Spencerville are also in Region 24.

May the 2018 season be a safe one for players, fans and the media as we travel all over west central Ohio to watch great football.



The Midwest Athletic Conference

"Simply the best small school conference in the State of Ohio" - JIHUDDLE

128 State Championships (12 by teams before joining the conference), including 33 State Football Titles

About Coach Otten...



A graduate of Coldwater High School, Chip Otten played quarterback under his father, Head Coach Barney Otten. He played college football at Bowling Green State University. Later he served as a graduate assistant at BGSU as well as at Ball State and Indiana University.

His 31 years of coaching experience include Head Coach from 1995-2000 at Middletown where he compiled a 26-34 (43%) record. He also served as an assistant at Middletown from 1987-1994 and at Valley View in 2001. He returned to

Coldwater as an assistant to John Reed in 2002.

2018 is Coach Otten's 9th as the Head Coach of the Cavaliers where his record is 101-17. He has won three MAC titles, 7 Regional and 4 State Titles in seven State Championship game appearances. Overall Coach Otten's records is 127-51.

Contact Coach Otten at:

School: 419-678-4821

Home: 419-942-0008

Cell: 419-790-8623

Email: otten.chip@coldwatercavs.org

The Assistant Coaches...



Randy Wright is a graduate of Huron High School. He attended Ohio Northern and Bowling Green State University. He coaches the offensive and defensive tackles and in the classroom he teaches Biology and Physiology. This is his 33rd season at Coldwater.



Jason Hemmelgarn is a graduate of Coldwater High School and attended Bowling Green and the University of Dayton. He is the Principal at Coldwater High School and while this limits his time on the practice field, on Friday nights he is in the press box helping strategize on both sides of the ball. This is his 18th season at Coldwater.



Mark Bruns is a graduate of Coldwater High School and the University of Dayton. He is the defensive coordinator and also works with wide receivers. He teaches World History at Coldwater and this is his 6th season coaching the Cavaliers.



Dan Kanney is a graduate of Coldwater High School and The Ohio State University. He coaches the defensive backs and wide receivers. He is a Science teacher at New Bremen High School and this is his 6th season at Coldwater.

Cory Klenke is a graduate of Coldwater High School and Miami of Ohio. He was the quarterback for the 2007 State Championship Coldwater Cavaliers. This is his 6th season coaching at Coldwater working with quarterbacks and defensive backs. He is a Algebra and Geometry teacher.



Joe Huwer is a graduate of Coldwater High School and attended Bowling Green State University. This is his 3rd season at Coldwater after coaching eight years at Sidney and New Bremen. He is an Intervention Specialist at Coldwater Junior High



Keenan Leichty is in his 3rd season on staff. He coaches the running backs and inside linebackers. He teaches Business at Southern Wells High School in Poneto, Indiana



TRADITION

Six of our eight coaches are Coldwater High School graduates and played football for the Cavaliers.

EXPERIENCE

The coaching staff has over 125 years experience coaching high school football.

Roster for 2017

#	Name	H	W	G	Pos	Pronunciation	#	Name	H	W	G	Pos	Pronunciation
1	Ross Weigel	6'	165	11	sl/s	why` gull	54	Josh Welsch	5'10"	160	9	ol/de	well` sh
2	Zack McKibben	5'6"	130	10	sl/db	mc` kib en	55	Russell Klosterman	5'10"	205	11	c/lb	clos` ter men
3	Zach Hamberg	5'10"	150	10	wr/db	ham` burg	56	Nolan Tobe	6'1"	220	10	ol/de	toe` be
4	Jacob Overman	5'8"	155	11	wr/db	over` muh n	57	Adam Diller	5'11"	195	11	ol/de	deets`
5	Alex May	5'11"	165	12	sl/olb	may	58	Caleb Stammen	6'	160	9	ol/de	sta` muh n
6	Cole Frilling	6'4"	170	12	wr	free` ling	59	Landen Bubp	5'9"	150	9	ol/de	bup`
7	Myles Blasingame	6'1"	175	10	qb/s	bla` cin game	60	Nile Najmi	5'8"	230	12	ol/dt	najmi
8	Isaac Fullenkamp	5'10"	150	9	rb/s	full` len camp	61	Adam Griesdorn	6'	170	11	ol/de	grees` dorn
9	Shane Homan	5'9"	155	11	rb/lb	hoe men	62	Reece Thomas	5'7"	170	12	ol/lb	tom` uh s
10	Jake Hemmelgarn	5'11"	145	11	qb/db	hem` mel garn	63	Caleb Spencer	5'10"	205	11	ol/de	spen` sir
11	Adam Hrycko	5'6"	140	9	qb/s	her` co	64	Evan Dysert	5'9"	190	12	ol/dt	die` zert
12	Reece Dellinger	5'10"	150	9	qb/db	dell` ing er	65	Blake Siefing	5'10"	180	10	c/de	see` fring
13	Paul Buschur	6'	160	12	wr/db	bush` or	66	Blake Dippold	5'9"	210	11	ol/dt/k	dip` old
14	Brady Klingshirn	5'9"	160	10	sl/s	cling` shern	67	Aaron Fortkamp	5'11"	155	9	ol/de	fort` camp
15	Jacob Wenning	6'2"	165	12	wr/db/p	when` ning	68	Ryan Leugers	5'11"	185	12	ol/de/lb	lu` gers
16	Jay Muhlenkamp	5'11"	150	10	sl/db	mul` len camp	69	TJ Burrows	5'11"	170	12	ol/de	burōs`
17	Ethan Diller	5'10"	145	10	wr/db	deets`	70	Drew Waite	6'	200	12	ol/de	wait`
18	Will Broering	6'2"	170	11	wr/db	broar` ing	71	Luke Ontrop	6'	190	10	ol/dt	on` trop
19	Tanner Muhlenkamp	5'9"	135	9	wr/db	mul` len camp	72	AJ Kunk	6'	235	12	ol/dt	kunk`
20	Casey Goodwin	5'9"	135	9	wr/s	good` win	74	Tyler Miller	5'9"	170	9	ol/dt	mil` er
21	Justin Schwieterman	6'3"	170	12	wr/db	swee` ter men	75	Carson Jimerson	5'9"	215	9	ol/dt	jim` er sen
22	Ben Wenning	6'	175	12	rb/s	when` ning	76	Brett Butler	6'2"	245	12	ol/dt	but` ler
23	Payton Goodwin	5'11"	155	12	wr/db	good` win	77	Andrew Hicks	5'9"	170	9	ol/dt	hicks`
24	Darin Schmitmeyer	5'6"	145	9	rb/lb	shhmit` meyer	78	Connor Adams	6'	205	10	ol/dt	a` dumz
25	Colin Weigel	5'7"	130	9	wr/s	why` gull	79	Seth Meyer	5'6"	170	9	ol/dt	my` ers
28	Nick Bailey	5'11"	155	11	wr/olb	bay` lee	86	Noah Miller	6'3"	205	11	te/de	mil` er
29	Rece Mescher	5'7"	125	9	wr/db	mesh` er	88	Jesse Meyer	6'2"	160	9	te/de	my` ers
30	Justin Hartings	5'8"	140	10	sl/lb	har` tings	50	Grant Heuing	5'6"	135	9	ol/lb	hue` ing
31	Josh Hrycko	6'1"	185	11	te/olb	her` co	60	Kevin Fisher	5'10"	155	9	ol/de	fish` er
32	Caleb Sutherin	5'4"	125	9	wr/db	souther` in	66	Sam Muhlenkamp	5'7"	160	9	ol/lb	mul` len camp
33	Kayden Baumer	5'5"	130	9	wr/db	bom` er							
34	Galen Backs	5'11"	155	12	wr/s	baks							
35	Nathan Grieshop	6'	170	11	rb/olb	gree` shup	Seniors		19				
36	Tyler Schwieterman	6'2"	155	9	wr/s	swee` ter men	Juniors		17				
40	Tyler Couchot	6'	165	11	wr/db	coo cho`	Sophomores		13				
41	Mitch Niekamp	5'9"	170	12	rb/olb	knee` camp	Freshman		25				
42	Mateo Homan	5'4"	135	9	rb/lb	hoe men							
43	Skyler Slone	5'7"	140	11	wr/db	slown`							
44	Alex Knapke	5'11"	165	10	rb/lb	ca nap` key							
46	Matt Kunk	6'	180	12	rb/de	kunk`							
50	Braden Obringer	6'2"	240	12	ol/dt	oh` bring er							
51	Patrick Cupp	5'9"	235	11	c/dt	cup							
52	Josh Kaup	5'10"	180	9	ol/olb	kowp`							
53	Troy Hess	5'8"	175	10	ol/lb	hes`							

Career Coaching Records

Coach	Years	Seasons	MAC				Overall					Titles			
			Games	Wins	Losses	Ties	Games	Wins	Losses	Ties	%	WBL	MAC	Reg	State
Bill Oberholzer	1936-46	11	0	0	0	0	83	47	30	6	57%				
William Knisley	1947-48	2	0	0	0	0	18	14	1	3	78%				
Paul Ponzuric	1948-70	22	0	0	0	0	205	109	88	8	53%	2			
Bill Menchhofer	1971-73	3	7	5	2	0	30	7	22	1	23%				
Barney Otten	1974-76	3	21	18	3	0	30	26	4	0	87%		2		
Gabby Wilker	1977-78, 88	3	18	9	8	1	30	15	14	1	50%		1		
Bob Sielski	1979-85	7	41	34	6	1	70	49	19	2	70%		5		
Tim Hoyng	1986-87, 90-94	7	42	21	21	0	70	33	37	0	47%		2		
Steve Carr	1989-90	2	6	2	4	0	11	3	8	0	27%		0		
John Reed	1995-2009	15	116	102	14	0	199	168	31	0	84%		6	8	2
Chip Otten	2010-	8	64	55	9	0	118	101	17	0	86%		3	7	4
Totals		83	315	246	67	2	864	572	271	21	66%	2	19	15	6

Football Titles

19 - Midwest Athletic Conference 1975, 1976, 1977, 1980, 1982, 1983, 1984, 1985, 1986, 1987, 2001, 2002, 2004, 2005, 2006, 2008, 2012, 2015, 2016

15 - OHSAA Regional Titles 1995, 1998, 2000, 2001, 2004, 2005, 2007, 2009, 2010, 2011, 2012, 2013, 2014, 2015, 2016

6 - OHSAA State Champs 2005, 2007, 2012, 2013, 2014, 2015

5 - #1 Associated Press Poll 2002, 2004, 2005, 2008, 2012



About Coldwater High School

Superintendent:	Jason Wood
Principal:	Jason Hemmelgarn
Athletic Director:	Eric Goodwin
Nickname:	Cavaliers
Colors:	Orange/Black
League:	Midwest Athletic Conference

Coldwater Football Records

RUSHING: YEAR-BY-YEAR LEADERS

Year	Name	Yards	Att	Avg	TD	Gm
2017	Ben Wenning	639	129	5.3	11	13
2016	Dylan Thobe	1068	221	4.8	19	15
2015	Chris Post	969	144	6.7	19	15
2014	Brody Hoying	1469	185	7.9	30	14
2013	Brody Hoying	1860	216	8.6	33	15
2012	Austin Bruns	725	197	3.7	14	15
2011	Austin Bruns	761	209	3.6	7	15
2010	Aaron Rammel	613	125	4.9	12	15
2009	Keith Wenning	1012	193	5.2	12	15
2008	Tony Harlamert	503	119	4.2	16	13
2007	Tony Harlamert	782	128	6.1	28	15
2006	Tony Harlamert	749	150	5.0	10	12
2005	Ross Homan	1395	216	6.5	26	15
2004	Ross Homan	807	166	4.9	14	14
2003	Josh Fullenkamp	468	115	4.1	8	13
2002	Kevin Hoyng	1768	235	7.5	21	12
2001	Kevin Hoyng	1185	239	5.0	13	14
2000	Tyler Vogel	1457	241	6.0	21	15
1999	Tyler Vogel	431	62	7.0	9	15
1998	Adam Jutte	654	125	5.2	10	14
1997	Eli Grieshop	964	186	5.2	11	11
1996	Eli Grieshop	1031	191	5.4	8	10
1995	Shane Franzer	532	135	3.9	8	13

PASSING: YEAR-BY-YEAR LEADERS

Year	Name	Yards	CmpAtt	TD	Int	Pct	Gm
2017	Sam Broering	2162	172-287	18	10	59.9	13
2016	Dylan Thobe	2516	163-273	22	10	59.7	15
2015	Jack Hemmelgarn	3024	197-275	35	7	71.6	15
2014	Brody Hoying	1725	108-175	21	6	61.7	13
2013	Brody Hoying	1904	137-234	21	9	56.2	15
2012	Austin Bruns	3124	218-297	34	3	73.4	15
2011	Austin Bruns	2901	198-365	26	16	54.2	15
2010	Austin Bruns	2477	170-307	24	12	55.3	15
2009	Keith Wenning	3629	294-424	40	12	69.3	15
2008	Cory Klenke	2027	132-220	23	15	60.0	13
2007	Cory Klenke	2578	171-297	30	14	57.5	15
2006	Sam Slavik	2729	186-322	22	8	57.7	12
2005	Steve Borger	2651	166-241	29	3	68.8	15
2004	Steve Borger	2297	146-257	26	14	56.8	14
2003	Alex Hoyng	2460	177-318	25	13	53.6	13
2002	Kevin Hoyng	2180	148-237	18	13	62.4	12
2001	Kevin Hoyng	2666	165-311	22	9	53.0	14
2000	Kyle Hoyng	3155	221-365	29	9	60.5	15
1999	Kyle Hoyng	2297	172-328	17	12	52.4	13
1998	BJ Loughridge	2607	166-268	30	14	61.9	14
1997	BJ Loughridge	807	57-101	9	8	56.4	11
1996	Blair Walls	1196	74-160	14	8	46.2	10
1995	Shane Franzer	1479	108-207	19	9	52.1	13

RUSHING YARDS IN A GAME

Yards	Name	Game
1	302	Kevin Hoyng St. Henry 2002
2	253	Kevin Hoyng Minster 2002
3	236	Brody Hoying West Jefferson 2013
4	236	Brody Hoying Canton CC 2014
5	223	Brody Hoying Eastwood 2013
6	215	Brody Hoying Huron 2014
7	205	Tony Harlamert Kenton 2006
8	202	Eli Grieshop New Bremen 1996
9	202	Ross Homan Delphos St. John 2005
10	200	Brody Hoying Kenton 2014

PASSING YARDS IN A GAME

Yards	Name	Game
1	448	Kevin Hoyng Kenton 2001
2	431	Cory Klenke Kettering Alter 2007
3	422	Sam Slavik Anna 2006
4	417	Kyle Hoyng Youngstown Ursuline 2000
5	407	Keith Wenning Youngstown Ursuline 2009
6	386	Sam Slavik Ostego 2006
7	355	Cory Klenke Dayton Oakwood 2008
8	353	Austin Bruns Miami East 2012
9	352	Austin Bruns Anna 2010
10	350	Keith Wenning St. Johns 2009

RUSHING YARDS IN A SEASON

Yards	Name	Year
1	1860	Brody Hoying 2013
2	1768	Kevin Hoyng 2002
3	1469	Brody Hoying 2014
4	1457	Tyler Vogel 2000
5	1395	Ross Homan 2005
6	1185	Kevin Hoyng 2001
7	1068	Dylan Thobe 2016
8	1031	Eli Grieshop 1996
9	1012	Keith Wenning 2009
10	969	Chris Post 2015

PASSING YARDS IN A SEASON

Yards	Name	Year
1	3629	Keith Wenning 2009
2	3155	Kyle Hoyng 2000
3	3124	Austin Bruns 2012
4	3024	Jack Hemmelgarn 2015
5	2901	Austin Bruns 2011
6	2729	Sam Slavik 2006
7	2666	Kevin Hoyng 2001
8	2651	Steve Borger 2005
9	2607	B.J. Loughridge 1999
10	2578	Cory Klenke 2007

RUSHING YARDS IN A CAREER

Yards	Name	Years
1	3435	Brody Hoying 2011-2014
3	2961	Kevin Hoyng 1999-2002
3	2541	Ross Homan 2002-2005
4	2454	Eli Grieshop 1995-1997
5	2418	Tony Harlamert 2005-2008
6	2128	Tyler Vogel 1997-2000
7	1872	Chris Post 2012-2015
8	1747	Austin Bruns 2009-2012
9	1498	Keith Wenning 2006-2009
10	1282	Cory Klenke 2005-2008

PASSING YARDS IN A CAREER

Yards	Name	Years
1	8502	Austin Bruns 2009-2012
2	5502	Kyle Hoyng 1997-2000
3	4964	Steve Borger 2002-2005
4	4869	Kevin Hoyng 1999-2002
5	4772	Keith Wenning 2006-2009
6	4703	Cory Klenke 2005-2008
7	3882	Jack Hemmelgarn 2012-2015
8	3773	Brody Hoying 2011-2014
9	3417	B.J. Loughridge 1995-1998
10	2834	Sam Slavik 2003-2006

Coldwater Football Records

INDIVIDUAL SCORING	Game	Season	Career
Points Scored	30 - Tyler Vogel - Kenton 2000	234 - Tony Harlamert - 2007	510 - Tony Harlamert 2005-2008
Touchdowns	5 - Tyler Vogel - Kenton 2000	39 - Tony Harlamert - 2007	85 - Tony Harlamert 2005-2008
Touchdowns Rushing	5 - Kevin Hoyng - Ft. Recovery 2002	33 - Brody Hoyng - 2013	64 - Brody Hoyng 2011-2014
Touchdowns Passing	7 - Cory Klenke - Kettering Alter 2007	40 - Keith Wenning - 2009	84 - Austin Bruns 2009-2012
Touchdowns Receiving	4 - Caleb Siefing - Versailles 2011	23 - Reese Klenke - 2010	33 - Reese Klenke 2007-2010
INDIVIDUAL RUSHING	Game	Season	Career
Total Yards	302 - Kevin Hoyng - St. Henry 2002	1860 - Brody Hoyng - 2013	3435 - Brody Hoyng 2011-2014
Consecutive 100 Yard Games	6 - Brody Hoyng - 2013/14		
INDIVIDUAL PASSING	Game	Season	Career
Total Yards	448 - Kevin Hoyng - Kenton 2001	3629 - Keith Wenning - 2009	8502 - Austin Bruns 2009-2012
INDIVIDUAL RECEIVING	Game	Season	Career
Total Receptions	14 - Adam Rammel - Y'town Ursuline 2009	105 - Reese Klenke - 2010	166 - Reese Klenke 2007-2010
Total Yards	227 - Reese Klenke - Parkway 2010	1750 - Reese Klenke - 2010	2584 - Reese Klenke 2007-2010
Consecutive Games w/Reception	40 - Tony Harlamert - 2006-08		
INDIVIDUAL DEFENSE	Game	Season	Career
Total Tackles	32 - Ross Homan - Versailles 2005	219 - Ross Homan - 2004	639 - Ross Homan 2002-2005
Total QB Sacks	6 - Brock Pleiman - Versailles 2008	17 - Andrew Siefing - 2016	22 - Ross Homan 2002-2005
Total Interceptions	3 - Shawn Uhlenhake - St. Johns 1999	11 - Brady Geier - 2005	19 - Cory Klenke 2005-2008
Career Punt Return TDs	3 - Kyle Schoenherr		
INDIVIDUAL KICKING	Game	Season	Career
Extra Points Made	10 - Trevor Stromblad - Parkway 2005	81 - Mario de la Rosa - 2007	194 - Mario de la Rosa 2005-2008
Field Goals Made	2 - Jeff Pax, Mario de la Rosa, Blake Dippold	9 - Jeff Pax - 2000	21 - Jeff Pax 1998-2001
Kick Points	11 - Mario de la Rosa - Kettering Alter 2007	93 - Mario de la Rosa - 2007	233 - Mario de la Rosa 2005-2008
Consecutive PATs	56 - Mario de la Rosa		
Longest Field Goal	48 - Troy Otten - Kenton 2011		
LONGEST SCORING PLAYS	COACHING		
Run from Scrimmage	99 - Ben Wenning - Ft. Recovery 2017	Most Wins in a Season	15 - John Reed '05, Chip Otten '12 & '15
Pass Reception	91 - Reese Klenke - Marion Local 2010	Most Wins in a Career	168 - John Reed
Interception Return	102 - Zach Siefing - Delphos St. John 2008	Highest Winning Percentage	87% - Barney Otten
Fumble Recovery	85 - Gaston Pleiman - Dublin Jerome 2005	MAC Wins in a Career	102 - John Reed
Kickoff Return	98 - Tony Harlamert - Marion Local 2008	Career Playoff Record	Chip Otten 34-4, John Reed 37-12
Punt Return	80 - Kevin Hoyng - Parkway 2000		

Coldwater Football Records

TEAM RECORDS

Most Points Scored	76	Lima Central Catholic 2002
Most Points Allowed	60	Shawnee 1963
Most Points Combined	111	Kettering Alter 2007 (59-52)
Most Points Scored in Victory	76	Lima CC 2002 (76-6)
Most Points Scored in Defeat	39	Brookville 1994 (39-49)
Widest Margin of Victory	70	70-0 - Parkway 2005
Widest Margin of Defeat	60	60-0 - Shawnee 1963

Season *minimum 10 game season*

Most Wins	15	2005, 2012, 2015
Most Losses	10	1971
Most Points Scored	650	2007
Most Points Scored Regular Season	417	2005
Most Points Allowed	293	1972
Most Points Allowed Regular Season	293	1972
Least Points Scored	52	1971
Least Points Allowed	40	1975
Most Average Points per Game Scored	43.3	2007
Most Average Points per Game Allowed	29.3	1972
Least Average Points per Game Scored	5.2	1971
Least Average Points per Game Allowed	4.0	1975
Most Shutouts	6	1948, 1975, 1987, 2005, 2012
Most Times Shutout	4	1939, 1945, 1971
Undefeated Seasons	7	1948, 1954, 1961, 1976, 1983, 2005, 2012, 2015
Undefeated Regular Seasons	12	48, 54, 61, 76, 83, 2002, 04, 05, 06, 08, 12, 15
One Loss Seasons	11	36, 38, 47, 52, 53, 82, 2002, 04, 07, 08, 14

Post Season

Post Season record	71 - 17 (80.7%)
Consecutive post season appearances	21 1997 thru 2017 (Currently the longest active streak in Ohio)
OHSAA Tournament Appearance:	23 1986, 1995, 1997, 1998, 1999, 2000, 2001, 2002, 2003, 2004, 2005, 2006, 2007, 2008, 2009, 2010, 2011, 2012, 2013, 2014, 2015, 2016, 2017
OHSAA Regional Final Appearances:	19 1995, 1998, 1999, 2000, 2001, 2003, 2004, 2005, 2007, 2008, 2009, 2010, 2011, 2012, 2013, 2014, 2015, 2016, 2017
OHSAA Regional Champions:	15 1995, 1998, 2000, 2001, 2004, 2005, 2007, 2009, 2010, 2011, 2012, 2013, 2014, 2015, 2016
OHSAA State Runner-Up	6 1998, 2000, 2009, 2010, 2011, 2016
OHSAA State Champions	6 2005, 2007, 2012, 2013, 2014, 2015

Streaks

Consecutive Wins	26	2005-2006
Consecutive Losses	15	1971-1972
Consecutive Winning Seasons	23	1995-2017
Consecutive 10 Win Seasons	17	2000-2016
Consecutive Losing Seasons	5	1988-1991 & 1963-1967
Consecutive MAC Wins	30	2003-2006
Consecutive Home Wins	34	2001-2006
Consecutive Regular Season Wins	33	2003-2007
Consecutive Defensive Shutouts	5	1987, 2014
Consecutive Offensive Shutouts	4	1944-1945

Schedule / Results

Season Results: 10 - 3

@ Kenton	52 - 27
Clinton Massie	31 - 28
@ Versailles	35 - 07
Minster	31 - 20
@ Fort Recovery	35 - 31
New Bremen	28 - 00
@ St John's	41 - 00
Anna	20 - 21
@ St Henry	10 - 28
Marion Local	26 - 20 ^{2-OT}

Regional Playoffs

Dear Park	49 - 14
St Henry	20 - 19
Marion Local	19 - 40

Game Stats



Coldwater vs Kenton
August 24, 2018 at Robinson Field - Kenton
Final Statistics



Score by Quarters

	<u>1</u>	<u>2</u>	<u>3</u>	<u>4</u>	<u>Final</u>
75 Coldwater (1-0)	14	14	3	21	52
22 Kenton (0-1)	14	7	0	6	27

Team Statistics

	<u>Coldwater</u>	<u>Kenton</u>
Offensive		
First Downs	22	12
by Run	12	6
by Pass	10	6
by Penalty	0	0
Rushes - Yards	37-182	22-132
Passes Comp - Att - Yds - Int	21-28-247-1	11-24-235-2
Total Offensive Plays - Yards	65-429	46-367
Kicking Game		
Punt Returns - Avg	3 - 20	1 - -1
Kickoff Returns - Avg	4 - 16	4 - 13
Field Goals Made - Att	1-1	0-0
Punts - Average	3-43	4-39
Turnovers		
Intercepted By	2	1
Fumbles - Lost	0-0	2-2
Penalties - Yards	6-35	5-34
Conversions		
3rd Down	5-11	4-10
4th Down	0-1	0-2

Scoring Summary

<u>Team</u>	<u>Time</u>	<u>Qtr</u>	<u>Scoring Play</u>	<u>Conversion</u>	<u>PL-Yds</u>	<u>Score</u>
Kenton	10:53	1	Jayden Cornell 35 yd pass from Jaron Sharp	Bryce Ellis kick good	3-80	0 - 7
Coldwater	07:06	1	Mitch Niekamp 3 yd run	Blake Dippold kick good	9-66	7 - 7
Kenton	04:52	1	Jayden Cornell 31 yd pass from Jaron Sharp	Bryce Ellis kick good	6-80	7 - 14
Coldwater	02:43	1	Jacob Wenning 22 yd pass from Jake Hemmelgarn	Blake Dippold kick good	1-22	14 - 14
Coldwater	11:37	2	Cole Frilling 6 yd pass from Jake Hemmelgarn	Blake Dippold kick good	5-33	21 - 14
Coldwater	10:39	2	Cole Frilling 20 yd pass from Jake Hemmelgarn	Blake Dippold kick good	3-27	28 - 14
Kenton	14:69	2	Jayden Cornell 16 yd pass from Jaron Sharp	Bryce Ellis kick good	7-78	28 - 21
Coldwater	01:11	3	Blake Dippold 32 yd field goal		13-84	31 - 21
Coldwater	11:55	4	Mitch Niekamp 12 yd run	Blake Dippold kick good	1-12	38 - 21
Coldwater	08:09	4	Jacob Wenning 4 yd pass from Jake Hemmelgarn	Blake Dippold kick good	5-60	45 - 21
Coldwater	08:01	4	Ben Wenning 11 yd run	Blake Dippold kick good	1-11	52 - 21
Kenton	07:12	4	Landon Rush 67 yd pass from Jaron Sharp	Pass failed	1-67	52 - 27

Individual Statistics

Coldwater

<u>Rushing</u>	<u>Att</u>	<u>Yds</u>	<u>TD</u>	<u>Lg</u>	<u>Avg</u>
Mitch Niekamp	12	60	2	12	5.0
Ben Wenning	11	50	1	11	4.5
Jake Hemmelgarn	11	66		11	6.0
Myles Blasingame	2	5		5	2.5
Shane Homan	1	1		1	1.0

Kenton

<u>Rushing</u>	<u>Att</u>	<u>Yds</u>	<u>TD</u>	<u>Lg</u>	<u>Avg</u>
Jaron Sharp	17	120		40	7.1
Noah Thibaut	3	-3		3	-1.0
Brian Blankenship	1	-5		-5	-5.0
Jacob Eversole	1	20		20	20.0

<u>Passing</u>	<u>Att</u>	<u>Cmp</u>	<u>Yds</u>	<u>TD</u>	<u>Int</u>	<u>Lng</u>
Jake Hemmelgarn	27	21	247	4	1	44
Jacob Wenning	1	0	0			

<u>Passing</u>	<u>Att</u>	<u>Cmp</u>	<u>Yds</u>	<u>TD</u>	<u>Int</u>	<u>Lng</u>
Jaron Sharp	24	11	235	4	2	67

<u>Receiving</u>	<u>Cat</u>	<u>Yds</u>	<u>TD</u>	<u>Lng</u>	<u>Avg</u>
Ben Wenning	4	15		7	3.8
Noah Miller	3	25		17	8.3
Mitch Niekamp	3	55		44	18.3
Jacob Wenning	3	54	2	28	18.0
Ross Weigel	2	27		19	13.5
Cole Frilling	6	71	2	20	11.8

<u>Receiving</u>	<u>Cat</u>	<u>Yds</u>	<u>TD</u>	<u>Lng</u>	<u>Avg</u>
Landon Rush	2	110	1	67	55.0
Jayden Cornell	6	103	3	35	17.2
Bryce Ellis	2	21		14	10.5
Brian Blankenship	1	1		1	1.0

<u>Punting</u>	<u>No</u>	<u>Yds</u>	<u>Avg</u>	<u>Lng</u>	<u>Blk</u>
Jacob Wenning	3	128	42.7	47	

<u>Punting</u>	<u>No</u>	<u>Yds</u>	<u>Avg</u>	<u>Lng</u>	<u>Blk</u>
Jaron Sharp	4	157	39.3	59	

<u>Kickoffs</u>	<u>No</u>	<u>Yds</u>	<u>Avg</u>	<u>Lng</u>	<u>TB</u>
Blake Dippold	9	418	46.4	60	2

<u>Kickoffs</u>	<u>No</u>	<u>Yds</u>	<u>Avg</u>	<u>Lng</u>	<u>TB</u>
Bryce Ellis	6	240	40	60	2

<u>Punt Returns</u>	<u>No</u>	<u>Yds</u>	<u>TD</u>	<u>Lng</u>
Jacob Wenning	2	51		48
Ben Wenning	1	8		8

<u>Punt Returns</u>	<u>No</u>	<u>Yds</u>	<u>TD</u>	<u>Lng</u>
Bryce Ellis	1	-1		-1

<u>Kick Returns</u>	<u>No</u>	<u>Yds</u>	<u>TD</u>	<u>Lng</u>
Nick Bailey	1	0		
Ben Wenning	1	14		14
Jacob Wenning	1	49		49
Will Broering	1	1		1

<u>Kick Returns</u>	<u>No</u>	<u>Yds</u>	<u>TD</u>	<u>Lng</u>
Justin Weaver	1	5		5
Noah Thibaut	2	41		28
Malik Jett	1	7		7

<u>Interceptions</u>	<u>No</u>	<u>Yds</u>	<u>TD</u>	<u>Avg</u>
Will Broering	1	7		7.0
Ben Wenning	1	8		8.0

<u>Interceptions</u>	<u>No</u>	<u>Yds</u>	<u>TD</u>	<u>Avg</u>
Jaron Sharp	1	0		



Coldwater vs Clinton Massie

August 31, 2018 at Cavalier Stadium - Coldwater
Final Statistics



Score by Quarters

		1	2	3	4	Final
75	Coldwater (2-0)	7	7	7	10	31
73	Clinton Massie (1-1)	0	7	7	14	28

Team Statistics

		<u>Coldwater</u>	<u>Clinton Massie</u>
Offensive	First Downs	18	21
	by Run	3	17
	by Pass	15	3
	by Penalty	0	1
	Rushes - Yards	21-79	59-343
	Passes Comp - Att - Yds - Int	18-25-277-0	3-11-32-0
	Total Offensive Plays - Yards	46-356	70-375
Kicking Game	Punt Returns - Avg	1 - 0	1 - 11
	Kickoff Returns - Avg	4 - 13	6 - 15
	Field Goals Made - Att	1-1	0-0
	Punts - Average	2-30	2-43
Turnovers	Intercepted By	0	0
	Fumbles - Lost	0-0	2-1
	Penalties - Yards	7-40	10-87
Conversions	3rd Down	5-9	6-13
	4th Down	0-0	4-4

Scoring Summary

<u>Team</u>	<u>Time</u>	<u>Qtr</u>	<u>Scoring Play</u>	<u>Conversion</u>	<u>PL-Yds</u>	<u>Score</u>
Coldwater	01:21	1	Will Broering 27 yd pass from Jake Hemmelgarn	Blake Dippold kick good	11-88	7 - 0
Clinton Massie	06:29	2	Corey Stulz 35 yd run	Grant Avey kick good	6-60	7 - 7
Coldwater	03:57	2	Cole Frilling 23 yd pass from Jake Hemmelgarn	Blake Dippold kick good	6-65	14 - 7
Coldwater	09:56	3	Mitch Niekamp 14 yd run	Blake Dippold kick good	7-66	21 - 7
Clinton Massie	02:12	3	Brendan Lamb 10 yd run	Grant Avey kick good	9-63	21 - 14
Coldwater	10:55	4	Blake Dippold 34 yd field goal		8-65	24 - 14
Clinton Massie	07:26	4	Brendan Lamb 7 yd run	Grant Avey kick good	8-51	24 - 21
Coldwater	04:05	4	Noah Miller 10 yd pass from Jake Hemmelgarn	Blake Dippold kick good	8-54	31 - 21
Clinton Massie	:59.8	4	Brendan Lamb 6 yd run	Grant Avey kick good	12-74	31 - 28

Individual Statistics

Coldwater

<u>Rushing</u>	<u>Att</u>	<u>Yds</u>	<u>TD</u>	<u>Lg</u>	<u>Avg</u>
Ben Wenning	3	20		12	6.7
Jake Hemmelgarn	8	14		7	1.8
Mitch Niekamp	10	45	1	14	4.5

Clinton Massie

<u>Rushing</u>	<u>Att</u>	<u>Yds</u>	<u>TD</u>	<u>Lg</u>	<u>Avg</u>
Brendan Lamb	22	144	3	17	6.5
Daulton Wofe	10	47		13	4.7
Tyler Beam	10	36		8	3.6
Corey Stulz	13	83	1	35	6.4
Jake Vaughn	4	33		16	8.3

<u>Passing</u>	<u>Att</u>	<u>Cmp</u>	<u>Yds</u>	<u>TD</u>	<u>Int</u>	<u>Lng</u>
Jake Hemmelgarn	25	18	277	3		27

<u>Passing</u>	<u>Att</u>	<u>Cmp</u>	<u>Yds</u>	<u>TD</u>	<u>Int</u>	<u>Lng</u>
Corey Stulz	11	3	32			15

<u>Receiving</u>	<u>Cat</u>	<u>Yds</u>	<u>TD</u>	<u>Lng</u>	<u>Avg</u>
Will Broering	5	61	1	27	12.2
Noah Miller	4	60	1	19	15.0
Alex May	5	68		23	13.6
Cole Frilling	1	23	1	23	23.0
Ben Wenning	2	40		23	20.0
Mitch Niekamp	1	25		25	25.0

<u>Receiving</u>	<u>Cat</u>	<u>Yds</u>	<u>TD</u>	<u>Lng</u>	<u>Avg</u>
Daulton Wofe	1	15		15	15.0
Griffin Laake	2	17		9	8.5

<u>Punting</u>	<u>No</u>	<u>Yds</u>	<u>Avg</u>	<u>Lng</u>	<u>Blk</u>
Mitch Niekamp	1	35	35.0	35	
Nick Bailey	1	25	25.0	25	

<u>Punting</u>	<u>No</u>	<u>Yds</u>	<u>Avg</u>	<u>Lng</u>	<u>Blk</u>
Thomas Myers	2	85	42.5	47	

<u>Kickoffs</u>	<u>No</u>	<u>Yds</u>	<u>Avg</u>	<u>Lng</u>	<u>TB</u>
Blake Dippold	6	225	37.5	56	

<u>Kickoffs</u>	<u>No</u>	<u>Yds</u>	<u>Avg</u>	<u>Lng</u>	<u>TB</u>
Grant Avey	5	155	31	49	

<u>Punt Returns</u>	<u>No</u>	<u>Yds</u>	<u>TD</u>	<u>Lng</u>
Zack McKibben	1	0		

<u>Punt Returns</u>	<u>No</u>	<u>Yds</u>	<u>TD</u>	<u>Lng</u>
Tyler Beam	1	11		11

<u>Kick Returns</u>	<u>No</u>	<u>Yds</u>	<u>TD</u>	<u>Lng</u>
Mitch Niekamp	1	17		17
Ben Wenning	1	23		23
Will Broering	1	10		10
Nathan Grieshop	1	0		

<u>Kick Returns</u>	<u>No</u>	<u>Yds</u>	<u>TD</u>	<u>Lng</u>
Brendan Lamb	1	27		27
Corey May	1	0		
Garrett Trampler	1	18		18
Carson Vanhooose	2	44		22

<u>Interceptions</u>	<u>No</u>	<u>Yds</u>	<u>TD</u>	<u>Avg</u>
----------------------	-----------	------------	-----------	------------

<u>Interceptions</u>	<u>No</u>	<u>Yds</u>	<u>TD</u>	<u>Avg</u>
----------------------	-----------	------------	-----------	------------



Coldwater vs Versailles
 September 07, 2018 at Hole Field - Versailles
 Final Statistics



Score by Quarters

	1	2	3	4	Final
75 Coldwater (3-0)	7	14	14	0	35
59 Versailles (1-2)	0	0	0	7	7

Team Statistics

	<u>Coldwater</u>	<u>Versailles</u>
Offensive		
First Downs	19	8
by Run	7	6
by Pass	11	2
by Penalty	1	0
Rushes - Yards	30-147	36-119
Passes Comp - Att - Yds - Int	16-21-222-1	4-15-57-2
Total Offensive Plays - Yards	51-369	51-176
Kicking Game		
Punt Returns - Avg	2 - 6	2 - 5
Kickoff Returns - Avg	2 - 18	5 - 16
Field Goals Made - Att	0-0	0-0
Punts - Average	3-34	4-37
Turnovers		
Intercepted By	2	1
Fumbles - Lost	2-1	1-1
Penalties - Yards	3-21	3-21
Conversions		
3rd Down	4-7	3-10
4th Down	1-1	0-1

Scoring Summary

<u>Team</u>	<u>Time</u>	<u>Qtr</u>	<u>Scoring Play</u>	<u>Conversion</u>	<u>PL-Yds</u>	<u>Score</u>
Coldwater	06:15	1	Cole Frilling 6 yd pass from Jake Hemmelgarn	Blake Dippold kick good	8-77	7 - 0
Coldwater	11:51	2	Mitch Niekamp 25 yd run	Blake Dippold kick good	6-70	14 - 0
Coldwater	07:58	2	Noah Miller 5 yd pass from Jake Hemmelgarn	Blake Dippold kick good	5-50	21 - 0
Coldwater	:38.5	3	Ben Wenning 11 yd pass from Jake Hemmelgarn	Blake Dippold kick good	8-58	28 - 0
Coldwater	05:48	3	Mitch Niekamp 11 yd run	Blake Dippold kick good	9-63	35 - 0
Versailles	03:08	4	Jake Poling 5 yd run	Derek Cavin kick good	10-63	35 - 7

Update on Shane Homan: Coach Otten visited Shane Homan on Wednesday evening. Share remains in good spirits. He hoped to be moved to rehab unit and start learning to walk again on Thursday. He has sat up in bed and even got to move around in a wheel chair on Wednesday. Please keep Shane and his family in your prayers.

Individual Statistics

Coldwater

<u>Rushing</u>	<u>Att</u>	<u>Yds</u>	<u>TD</u>	<u>Lg</u>	<u>Avg</u>
Ben Wenning	4	20		7	5.0
Mitch Niekamp	8	73	2	25	9.1
Jake Hemmelgarn	7	-1		15	-0.1
Ross Weigel	1	4		4	4.0
Cole Frilling	1	7		7	7.0
Alex May	1	5		5	5.0
Zack McKibben	1	-5		-5	-5.0
Myles Blasingame	3	24		14	8.0
Nathan Grieshop	3	10		4	3.3
Alex Knapke	1	10		10	10.0

<u>Passing</u>	<u>Att</u>	<u>Cmp</u>	<u>Yds</u>	<u>TD</u>	<u>Int</u>	<u>Lng</u>
Jake Hemmelgarn	21	16	222	3	1	35
Myles Blasingame						

<u>Receiving</u>	<u>Cat</u>	<u>Yds</u>	<u>TD</u>	<u>Lng</u>	<u>Avg</u>
Will Broering	4	43		24	10.8
Ben Wenning	4	61	1	32	15.3
Cole Frilling	5	83	1	35	16.6
Noah Miller	3	35	1	15	11.7

<u>Punting</u>	<u>No</u>	<u>Yds</u>	<u>Avg</u>	<u>Lng</u>	<u>Blk</u>
Mitch Niekamp	2	77	38.5	46	
Nick Bailey	1	26	26.0	26	

<u>Kickoffs</u>	<u>No</u>	<u>Yds</u>	<u>Avg</u>	<u>Lng</u>	<u>TB</u>
Blake Dippold	6	260	43.3	53	

<u>Punt Returns</u>	<u>No</u>	<u>Yds</u>	<u>TD</u>	<u>Lng</u>
Ben Wenning	1	1		1
Zack McKibben	1	10		10

<u>Kick Returns</u>	<u>No</u>	<u>Yds</u>	<u>TD</u>	<u>Lng</u>
Mitch Niekamp	1	16		16
Zack McKibben	1	19		19

<u>Interceptions</u>	<u>No</u>	<u>Yds</u>	<u>TD</u>	<u>Avg</u>
Myles Blasingame	1	9		9.0
Ross Weigel	1	18		18.0

Versailles

<u>Rushing</u>	<u>Att</u>	<u>Yds</u>	<u>TD</u>	<u>Lg</u>	<u>Avg</u>
Jake Poling	26	72	1	8	2.8
Ryan Martin	2	2		4	1.0
Derek Cavin	3	27		11	9.0
Jack Barga	4	23		7	5.8
Hunter Trump	1	-5		-5	-5.0

<u>Passing</u>	<u>Att</u>	<u>Cmp</u>	<u>Yds</u>	<u>TD</u>	<u>Int</u>	<u>Lng</u>
Ryan Martin	15	4	57		2	32

<u>Receiving</u>	<u>Cat</u>	<u>Yds</u>	<u>TD</u>	<u>Lng</u>	<u>Avg</u>
Derek Cavin	1	32		32	32.0
Evan Hiestand	1	7		7	7.0
Michael Stammen	1	2		2	2.0
Jake Poling	1	16		16	16.0

<u>Punting</u>	<u>No</u>	<u>Yds</u>	<u>Avg</u>	<u>Lng</u>	<u>Blk</u>
Eli McEldowney	4	148	37	46	

<u>Kickoffs</u>	<u>No</u>	<u>Yds</u>	<u>Avg</u>	<u>Lng</u>	<u>TB</u>
Wes Bruns	2	88	44	45	

<u>Punt Returns</u>	<u>No</u>	<u>Yds</u>	<u>TD</u>	<u>Lng</u>
Andrew DeMange	1	10		10
Michael Stammen	1	0		

<u>Kick Returns</u>	<u>No</u>	<u>Yds</u>	<u>TD</u>	<u>Lng</u>
Tyler Henry	1	13		13
Michael Stammen	1	18		18
Nathan Wagner	2	25		15
Adam Kremer	1	22		22

<u>Interceptions</u>	<u>No</u>	<u>Yds</u>	<u>TD</u>	<u>Avg</u>
Andrew DeMange	1	10		10



Coldwater vs Minster
 September 14, 2018 at Cavalier Stadium - Coldwater
Final Statistics



Score by Quarters

		1	2	3	4	Final
75	Coldwater (4-0)	14	14	0	3	31
57	Minster (3-1)	7	6	0	7	20

Team Statistics

		<u>Coldwater</u>	<u>Minster</u>
Offensive	First Downs	26	11
	by Run	13	6
	by Pass	12	5
	by Penalty	1	0
	Rushes - Yards	40-219	25-118
	Passes Comp - Att - Yds - Int	22-29-244-2	10-20-146-0
	Total Offensive Plays - Yards	69-463	45-264
Kicking Game	Punt Returns - Avg	1 - 4	0 - 0
	Kickoff Returns - Avg	4 - 15	6 - 9
	Field Goals Made - Att	1-2	0-0
	Punts - Average	1-38	4-26
Turnovers	Intercepted By	0	2
	Fumbles - Lost	1-1	1-1
	Penalties - Yards	2-10	2-22
Conversions	3rd Down	8-12	1-8
	4th Down	1-1	1-2

Scoring Summary

<u>Team</u>	<u>Time</u>	<u>Qtr</u>	<u>Scoring Play</u>	<u>Conversion</u>	<u>PL-Yds</u>	<u>Score</u>
Minster	09:14	1	Alex Schmitmeyer 5 yd run	Bryan Falk kick good	6-69	0 - 7
Coldwater	05:42	1	Mitch Niekamp 11 yd pass from Jake Hemmelgarn	Blake Dippold kick good	8-71	7 - 7
Coldwater	02:11	1	Cole Frilling 35 yd pass from Jake Hemmelgarn	Blake Dippold kick good	4-67	14 - 7
Coldwater	06:13	2	Mitch Niekamp 42 yd pass from Jake Hemmelgarn	Blake Dippold kick good	7-85	21 - 7
Coldwater	05:25	2	Cole Frilling 16 yd pass from Jake Hemmelgarn	Blake Dippold kick good	2-28	28 - 7
Minster	03:28	2	Alex Schmitmeyer 1 yd run	Bryan Falk kick failed	6-60	28 - 13
Minster	08:53	4	Alex Schmitmeyer 64 yd fumble return	Bryan Falk kick good	1-36	28 - 20
Coldwater	01:38	4	Blake Dippold 25 yd field goal		18-52	31 - 20

Individual Statistics

Coldwater

<u>Rushing</u>	<u>Att</u>	<u>Yds</u>	<u>TD</u>	<u>Lg</u>	<u>Avg</u>
Jake Hemmelgarn	21	138		24	6.6
Mitch Niekamp	9	41		23	4.6
Ben Wenning	9	39		8	4.3
Alex May	1	1		1	1.0

Minster

<u>Rushing</u>	<u>Att</u>	<u>Yds</u>	<u>TD</u>	<u>Lg</u>	<u>Avg</u>
Alex Schmitmeyer	13	59	2	17	4.5
Jacob Niemeyer	12	59		18	4.9

<u>Passing</u>	<u>Att</u>	<u>Cmp</u>	<u>Yds</u>	<u>TD</u>	<u>Int</u>	<u>Lng</u>
Jake Hemmelgarn	29	22	244	4	2	42

<u>Passing</u>	<u>Att</u>	<u>Cmp</u>	<u>Yds</u>	<u>TD</u>	<u>Int</u>	<u>Lng</u>
Jacob Niemeyer	20	10	146			47

<u>Receiving</u>	<u>Cat</u>	<u>Yds</u>	<u>TD</u>	<u>Lng</u>	<u>Avg</u>
Will Broering	4	36		13	9.0
Cole Frilling	8	86	2	35	10.8
Mitch Niekamp	5	89	2	42	17.8
Ben Wenning	2	13		8	6.5
Noah Miller	2	12		8	6.0
Alex May	1	8		8	8.0

<u>Receiving</u>	<u>Cat</u>	<u>Yds</u>	<u>TD</u>	<u>Lng</u>	<u>Avg</u>
Jack Heitbrink	1	21		21	21.0
Cody Frericks	3	40		28	13.3
August Boehnlein	2	3		3	1.5
Austin Brown	2	66		47	33.0
Mike Ketner	1	9		9	9.0
Alex Schmitmeyer	1	7		7	7.0

<u>Punting</u>	<u>No</u>	<u>Yds</u>	<u>Avg</u>	<u>Lng</u>	<u>Blk</u>
Mitch Niekamp	1	38	38.0	38	

<u>Punting</u>	<u>No</u>	<u>Yds</u>	<u>Avg</u>	<u>Lng</u>	<u>Blk</u>
Trent Roetgerman	4	102	25.5	28	

<u>Kickoffs</u>	<u>No</u>	<u>Yds</u>	<u>Avg</u>	<u>Lng</u>	<u>TB</u>
Blake Dippold	6	233	38.8	52	

<u>Kickoffs</u>	<u>No</u>	<u>Yds</u>	<u>Avg</u>	<u>Lng</u>	<u>TB</u>
Bryan Falk	4	186	46.5	53	

<u>Punt Returns</u>	<u>No</u>	<u>Yds</u>	<u>TD</u>	<u>Lng</u>
Ben Wenning	1	4		4

<u>Punt Returns</u>	<u>No</u>	<u>Yds</u>	<u>TD</u>	<u>Lng</u>

<u>Kick Returns</u>	<u>No</u>	<u>Yds</u>	<u>TD</u>	<u>Lng</u>
Ben Wenning	4	61		19

<u>Kick Returns</u>	<u>No</u>	<u>Yds</u>	<u>TD</u>	<u>Lng</u>
Jack Heitbrink	1	23		23
Kyle Riethman	2	0		
Alex Schmitmeyer	2	32		17
Bryan Falk	1	0		

<u>Interceptions</u>	<u>No</u>	<u>Yds</u>	<u>TD</u>	<u>Avg</u>

<u>Interceptions</u>	<u>No</u>	<u>Yds</u>	<u>TD</u>	<u>Avg</u>
Mike Ketner	1	9		9
Noah Enneking	1	0		



[Click Me!](#)

Coldwater vs Fort Recovery
September 21, 2018 at Barrenbrunge Park - Ft. Recovery
Final Statistics



Score by Quarters

	1	2	3	4	Final
75 Coldwater (5-0)	14	7	0	14	35
44 Fort Recovery (2-3)	7	21	3	0	31

Team Statistics

	<u>Coldwater</u>	<u>Fort Recovery</u>
Offensive		
First Downs	14	22
by Run	2	13
by Pass	12	3
by Penalty	0	6
Rushes - Yards	16-32	53-235
Passes Comp - Att - Yds - Int	22-29-331-0	7-16-70-0
Total Offensive Plays - Yards	45-363	69-305
Kicking Game		
Punt Returns - Avg	1 - 0	1 - 18
Kickoff Returns - Avg	5 - 14	1 - 15
Field Goals Made - Att	0-0	1-1
Punts - Average	4-32	2-33
Turnovers		
Intercepted By	0	0
Fumbles - Lost	0-0	0-0
Penalties - Yards	5-31	6-60
Conversions		
3rd Down	3-8	4-12
4th Down	1-1	3-5

Scoring Summary

<u>Team</u>	<u>Time</u>	<u>Qtr</u>	<u>Scoring Play</u>	<u>Conversion</u>	<u>PL-Yds</u>	<u>Score</u>
Coldwater	09:26	1	Mitch Niekamp 7 yd pass from Jake Hemmelgarn	Blake Dippold kick good	6-68	7 - 0
Fort Recovery	05:30	1	Derek Jutte 1 yd run	Cobe Wendel kick good	11-61	7 - 7
Coldwater	02:01	1	Ben Wenning 19 yd pass from Jake Hemmelgarn	Blake Dippold kick good	4-30	14 - 7
Fort Recovery	11:15	2	Derek Jutte 13 yd run	Cobe Wendel kick good	7-66	14 - 14
Coldwater	09:20	2	Mitch Niekamp 1 yd run	Blake Dippold kick good	6-76	21 - 14
Fort Recovery	04:36	2	Robert LeFevre 2 yd run	Cobe Wendel kick good	9-65	21 - 21
Fort Recovery	00:16	2	Gavin Thobe 27 yd pass from Clay Schmitz	Cobe Wendel kick good	7-37	21 - 28
Fort Recovery	01:39	3	Cobe Wendel 22 yd field goal		5-33	21 - 31
Coldwater	02:53	4	Ben Wenning 28 yd pass from Jake Hemmelgarn	Blake Dippold kick good	5-73	28 - 31
Coldwater	01:18	4	Cole Frilling 30 yd pass from Jake Hemmelgarn	Blake Dippold kick good	6-48	35 - 31

Individual Statistics

Coldwater

<u>Rushing</u>	<u>Att</u>	<u>Yds</u>	<u>TD</u>	<u>Lg</u>	<u>Avg</u>
Mitch Niekamp	7	36	1	17	5.1
Jake Hemmelgarn	8	-1		15	-0.1
Ben Wenning	1	-3		-3	-3.0

Fort Recovery

<u>Rushing</u>	<u>Att</u>	<u>Yds</u>	<u>TD</u>	<u>Lg</u>	<u>Avg</u>
Derek Jutte	37	213	2	18	5.8
Robert LeFevre	7	28	1	9	4.0
Clay Schmitz	7	1		11	0.1
Jack Knapke	1	7		7	7.0
Team	1	-14		-14	####

<u>Passing</u>	<u>Att</u>	<u>Cmp</u>	<u>Yds</u>	<u>TD</u>	<u>Int</u>	<u>Lng</u>
Jake Hemmelgarn	29	22	331	4		48

<u>Passing</u>	<u>Att</u>	<u>Cmp</u>	<u>Yds</u>	<u>TD</u>	<u>Int</u>	<u>Lng</u>
Clay Schmitz	16	7	70	1		27

<u>Receiving</u>	<u>Cat</u>	<u>Yds</u>	<u>TD</u>	<u>Lng</u>	<u>Avg</u>
Ben Wenning	8	173	2	48	21.6
Mitch Niekamp	3	28	1	13	9.3
Noah Miller	3	40		23	13.3
Cole Frilling	5	78	1	30	15.6
Will Broering	3	12		11	4.0

<u>Receiving</u>	<u>Cat</u>	<u>Yds</u>	<u>TD</u>	<u>Lng</u>	<u>Avg</u>
Regan Martin	3	33		19	11.0
Gavin Thobe	3	32	1	27	10.7
Jacob Acheson	1	5		5	5.0

<u>Punting</u>	<u>No</u>	<u>Yds</u>	<u>Avg</u>	<u>Lng</u>	<u>Blk</u>
Mitch Niekamp	4	127	31.8	64	

<u>Punting</u>	<u>No</u>	<u>Yds</u>	<u>Avg</u>	<u>Lng</u>	<u>Blk</u>
Josh Muhlenkamp	2	66	33	37	

<u>Kickoffs</u>	<u>No</u>	<u>Yds</u>	<u>Avg</u>	<u>Lng</u>	<u>TB</u>
Blake Dippold	6	237	39.5	60	2

<u>Kickoffs</u>	<u>No</u>	<u>Yds</u>	<u>Avg</u>	<u>Lng</u>	<u>TB</u>
Cobe Wendel	6	262	43.7	55	

<u>Punt Returns</u>	<u>No</u>	<u>Yds</u>	<u>TD</u>	<u>Lng</u>
Zack McKibben	1	0		

<u>Punt Returns</u>	<u>No</u>	<u>Yds</u>	<u>TD</u>	<u>Lng</u>
Derek Jutte	1	18		18

<u>Kick Returns</u>	<u>No</u>	<u>Yds</u>	<u>TD</u>	<u>Lng</u>
Mitch Niekamp	1	22		22
Myles Blasingame	1	10		10
Zack McKibben	1	0		
Ben Wenning	2	38		22

<u>Kick Returns</u>	<u>No</u>	<u>Yds</u>	<u>TD</u>	<u>Lng</u>
Riley Pearson	1	15		15

<u>Interceptions</u>	<u>No</u>	<u>Yds</u>	<u>TD</u>	<u>Avg</u>
----------------------	-----------	------------	-----------	------------

<u>Interceptions</u>	<u>No</u>	<u>Yds</u>	<u>TD</u>	<u>Avg</u>
----------------------	-----------	------------	-----------	------------



Coldwater vs New Bremen
 September 28, 2018 at Cavalier Stadium - Coldwater
 Final Statistics



Score by Quarters

	1	2	3	4	Final
75 Coldwater (6-0)	7	8	6	7	28
58 New Bremen (3-3)	0	0	0	0	00

Team Statistics

	<u>Coldwater</u>	<u>New Bremen</u>
Offensive		
First Downs	23	3
by Run	14	1
by Pass	8	2
by Penalty	1	0
Rushes - Yards	40-189	23-25
Passes Comp - Att - Yds - Int	20-25-177-0	4-13-41-1
Total Offensive Plays - Yards	65-366	36-66
Kicking Game		
Punt Returns - Avg	2 - 14	1 - 0
Kickoff Returns - Avg	1 - 19	5 - 20
Field Goals Made - Att	0-0	0-0
Punts - Average	4-34	8-36
Turnovers		
Intercepted By	1	0
Fumbles - Lost	0-0	0-0
Penalties - Yards	2-33	3-25
Conversions		
3rd Down	5-9	0-11
4th Down	0-0	1-2

Scoring Summary

<u>Team</u>	<u>Time</u>	<u>Qtr</u>	<u>Scoring Play</u>	<u>Conversion</u>	<u>PL-Yds</u>	<u>Score</u>
Coldwater	04:41	1	Ben Wenning 3 yd run	Blake Dippold kick good	13-87	7 - 0
Coldwater	01:02	2	Cole Frilling 5 yd pass from Jake Hemmelgarn	Pass Completed to Ben Wenning	8-52	15 - 0
Coldwater	08:23	3	Noah Miller 5 yd pass from Jake Hemmelgarn	Blake Dippold kick failed	9-73	21 - 0
Coldwater	02:13	4	Payton Goodwin 8 yd pass from Myles Blasingame	Blake Dippold kick good	8-56	28 - 0

With the missed point after attempt by Blake Dippold in the third quarter, his streak of consecutive PATs was snapped at 53. That puts Blake in second place behind Mario de la Rosa who leads all kickers at Coldwater with 56 consecutive PATs

Individual Statistics

Coldwater

<u>Rushing</u>	<u>Att</u>	<u>Yds</u>	<u>TD</u>	<u>Lg</u>	<u>Avg</u>
Ben Wenning	16	96	1	22	6.0
Jake Hemmelgarn	17	40		19	2.4
Cole Frilling	1	14		14	14.0
Nathan Grieshop	3	11		8	3.7
Ross Weigel	1	7		7	7.0
Myles Blasingame	2	21		17	10.5

<u>Passing</u>	<u>Att</u>	<u>Cmp</u>	<u>Yds</u>	<u>TD</u>	<u>Int</u>	<u>Lng</u>
Jake Hemmelgarn	24	19	169	2		28
Myles Blasingame	1	1	8	1		8

<u>Receiving</u>	<u>Cat</u>	<u>Yds</u>	<u>TD</u>	<u>Lng</u>	<u>Avg</u>
Ben Wenning	3	10		5	3.3
Cole Frilling	6	63	1	28	10.5
Noah Miller	4	35	1	11	8.8
Alex May	2	11		9	5.5
Will Broering	3	40		16	13.3
Ross Weigel	1	10		10	10.0
Payton Goodwin	1	8	1	8	8.0

<u>Punting</u>	<u>No</u>	<u>Yds</u>	<u>Avg</u>	<u>Lng</u>	<u>Blk</u>
Nick Bailey	4	137	34.3	38	

<u>Kickoffs</u>	<u>No</u>	<u>Yds</u>	<u>Avg</u>	<u>Lng</u>	<u>TB</u>
Blake Dippold	5	234	46.8	54	

<u>Punt Returns</u>	<u>No</u>	<u>Yds</u>	<u>TD</u>	<u>Lng</u>
Zack McKibben	1	0		
Ben Wenning	1	28		28

<u>Kick Returns</u>	<u>No</u>	<u>Yds</u>	<u>TD</u>	<u>Lng</u>
Zack McKibben	1	19		19

<u>Interceptions</u>	<u>No</u>	<u>Yds</u>	<u>TD</u>	<u>Avg</u>
Ross Weigel	1	0		

New Bremen

<u>Rushing</u>	<u>Att</u>	<u>Yds</u>	<u>TD</u>	<u>Lg</u>	<u>Avg</u>
Nicholas Wells	6	16		4	2.7
Nolan Bornhorst	10	25		7	2.5
Justin Tenkman	2	3		2	1.5
Zach Bertke	1	1		1	1.0
Mitchell Hays	2	7		6	3.5
Bryce Blickle	1	-3		-3	-3.0
Team	1	-24		-24	####

<u>Passing</u>	<u>Att</u>	<u>Cmp</u>	<u>Yds</u>	<u>TD</u>	<u>Int</u>	<u>Lng</u>
Nolan Bornhorst	13	4	41		1	18

<u>Receiving</u>	<u>Cat</u>	<u>Yds</u>	<u>TD</u>	<u>Lng</u>	<u>Avg</u>
Bryce Blickle	2	24		18	12.0
Logan Suchland	1	8		8	8.0
Grant Selby	1	9		9	9.0

<u>Punting</u>	<u>No</u>	<u>Yds</u>	<u>Avg</u>	<u>Lng</u>	<u>Blk</u>
Nolan Bornhorst	8	290	36.3	45	

<u>Kickoffs</u>	<u>No</u>	<u>Yds</u>	<u>Avg</u>	<u>Lng</u>	<u>TB</u>
Ryan Bertke	1	52	52	52	

<u>Punt Returns</u>	<u>No</u>	<u>Yds</u>	<u>TD</u>	<u>Lng</u>
Bryce Blickle	1	0		

<u>Kick Returns</u>	<u>No</u>	<u>Yds</u>	<u>TD</u>	<u>Lng</u>
Zach Bertke	3	55		23
Griffen Roetgerman	1	25		25
Mitchell Hays	1	20		20

<u>Interceptions</u>	<u>No</u>	<u>Yds</u>	<u>TD</u>	<u>Avg</u>



Coldwater vs Delphos St. John
October 06, 2018 at Stadium Park - Delphos
Final Statistics



Score by Quarters

	1	2	3	4	Final
75 Coldwater (7-0)	14	13	14	0	41
50 Delphos St. John (1-6)	0	0	0	0	00

Team Statistics

	<u>Coldwater</u>	<u>Delphos St. John</u>
Offensive		
First Downs	15	9
by Run	9	5
by Pass	6	3
by Penalty	0	1
Rushes - Yards	28-185	32-84
Passes Comp - Att - Yds - Int	9-16-124-2	5-20-62-1
Total Offensive Plays - Yards	44-309	52-146
Kicking Game		
Punt Returns - Avg	3 - 28	0 - 0
Kickoff Returns - Avg	1 - 20	6 - 11
Field Goals Made - Att	0-0	0-0
Punts - Average	2-39	4-33
Turnovers		
Interceptioned By	1	1
Fumbles - Lost	0-0	2-2
Penalties - Yards	3-30	5-36
Conversions		
3rd Down	2-4	4-13
4th Down	0-0	0-3

Scoring Summary

<u>Team</u>	<u>Time</u>	<u>Qtr</u>	<u>Scoring Play</u>	<u>Conversion</u>	<u>PL-Yds</u>	<u>Score</u>
Coldwater	10:03	1	Mitch Niekamp 4 yd run	Brady Klingshirm kick good	1-4	7 - 0
Coldwater	05:21	1	Ben Wenning 27 yd run	Brady Klingshirm kick good	6-32	14 - 0
Coldwater	11:01	2	Mitch Niekamp 8 yd run	Brady Klingshirm kick good	5-39	21 - 0
Coldwater	00:00	2	Mitch Niekamp 72 yd fumble return	Brady Klingshirm kick failed	1-72	27 - 0
Coldwater	09:34	3	Jake Hemmelgarn 7 yd run	Brady Klingshirm kick good	8-70	34 - 0
Coldwater	00:07	3	Alex May 3 yd run	Brady Klingshirm kick good	5-44	41 - 0

Individual Statistics

Coldwater

<u>Rushing</u>	<u>Att</u>	<u>Yds</u>	<u>TD</u>	<u>Lg</u>	<u>Avg</u>
Mitch Niekamp	5	31	2	8	6.2
Jake Hemmelgarn	8	31	1	13	3.9
Ben Wenning	4	57	1	26	14.3
Cole Frilling	1	19		19	19.0
Alex May	2	12	1	9	6.0
Nathan Grieshop	4	8		4	2.0
Ross Weigel	1	0			
Myles Blasingame	1	11		11	11.0
Zack McKibben	1	5		5	5.0
Jay Muhlenkamp	1	11		11	11.0

<u>Passing</u>	<u>Att</u>	<u>Cmp</u>	<u>Yds</u>	<u>TD</u>	<u>Int</u>	<u>Lng</u>
Jake Hemmelgarn	16	9	124		2	27

<u>Receiving</u>	<u>Cat</u>	<u>Yds</u>	<u>TD</u>	<u>Lng</u>	<u>Avg</u>
Will Broering	2	20		12	10.0
Mitch Niekamp	1	11		11	11.0
Cole Frilling	1	10		10	10.0
Ben Wenning	2	35		18	17.5
Noah Miller	1	6		6	6.0
Alex May	1	15		15	15.0
Justin Schwietermar	1	27		27	27.0

<u>Punting</u>	<u>No</u>	<u>Yds</u>	<u>Avg</u>	<u>Lng</u>	<u>Blk</u>
Nick Bailey	2	77	38.5	43	

<u>Kickoffs</u>	<u>No</u>	<u>Yds</u>	<u>Avg</u>	<u>Lng</u>	<u>TB</u>
Brady Klingshirn	6	241	40.2	54	

<u>Punt Returns</u>	<u>No</u>	<u>Yds</u>	<u>TD</u>	<u>Lng</u>
Zack McKibben	3	85		62

<u>Kick Returns</u>	<u>No</u>	<u>Yds</u>	<u>TD</u>	<u>Lng</u>
Ross Weigel	1	20		20

<u>Interceptions</u>	<u>No</u>	<u>Yds</u>	<u>TD</u>	<u>Avg</u>
Paul Buschur	1	0		

Delphos St. John

<u>Rushing</u>	<u>Att</u>	<u>Yds</u>	<u>TD</u>	<u>Lg</u>	<u>Avg</u>
Jared Wurst	18	50		24	2.8
Devin Lindeman	8	26		6	3.3
Curtis Schwinnen	1	6		6	6.0
Jordan Brown	4	4		3	1.0
Brady Zalar	1	-2		-2	-2.0

<u>Passing</u>	<u>Att</u>	<u>Cmp</u>	<u>Yds</u>	<u>TD</u>	<u>Int</u>	<u>Lng</u>
Jared Wurst	19	5	62		1	22
Brady Kerner	1	0	0			

<u>Receiving</u>	<u>Cat</u>	<u>Yds</u>	<u>TD</u>	<u>Lng</u>	<u>Avg</u>
Curtis Schwinnen	2	18		10	9.0
Lucas Metcalfe	2	22		15	11.0
Isaac Fairchild	1	22		22	22.0

<u>Punting</u>	<u>No</u>	<u>Yds</u>	<u>Avg</u>	<u>Lng</u>	<u>Blk</u>
Jared Wurst	4	130	32.5	33	

<u>Kickoffs</u>	<u>No</u>	<u>Yds</u>	<u>Avg</u>	<u>Lng</u>	<u>TB</u>
Mark Wrasman	1	50	50	50	

<u>Punt Returns</u>	<u>No</u>	<u>Yds</u>	<u>TD</u>	<u>Lng</u>

<u>Kick Returns</u>	<u>No</u>	<u>Yds</u>	<u>TD</u>	<u>Lng</u>
Curtis Schwinnen	4	34		12
Chase Martin	1	15		15
Devin Lindeman	1	16		16

<u>Interceptions</u>	<u>No</u>	<u>Yds</u>	<u>TD</u>	<u>Avg</u>
Dominic Metzger	1	5		5



Coldwater vs Anna
October 12, 2018 at Cavalier Stadium - Coldwater
Final Statistics



Score by Quarters

	1	2	3	4	Final
75 Coldwater (7-1)	0	7	0	13	20
43 Anna (6-2)	7	0	0	14	21

Team Statistics

	<u>Coldwater</u>	<u>Anna</u>
Offensive		
First Downs	19	14
by Run	14	12
by Pass	4	2
by Penalty	1	0
Rushes - Yards	29-237	55-303
Passes Comp - Att - Yds - Int	10-24-97-1	2-5-53-1
Total Offensive Plays - Yards	53-334	60-356
Kicking Game		
Punt Returns - Avg	1 - 0	1 - 0
Kickoff Returns - Avg	4 - 11	3 - 18
Field Goals Made - Att	0-0	0-0
Punts - Average	4-40	3-42
Turnovers		
Intercepted By	1	1
Fumbles - Lost	2-2	0-0
Penalties - Yards	1-15	6-43
Conversions		
3rd Down	4-10	2-11
4th Down	2-2	2-5

Scoring Summary

<u>Team</u>	<u>Time</u>	<u>Qtr</u>	<u>Scoring Play</u>	<u>Conversion</u>	<u>PL-Yds</u>	<u>Score</u>
Anna	09:50	1	Bart Bixler 7 yd run	Kam Steward kick good	6-72	0 - 7
Coldwater	00:55	2	Cole Frilling 7 yd pass from Jake Hemmelgarn	Blake Dippold kick good	6-46	7 - 7
Coldwater	11:42	4	Mitch Niekamp 78 yd run	Blake Dippold kick failed	1-22	13 - 7
Anna	09:14	4	Bart Bixler 24 yd run	Run failed	2-27	13 - 13
Coldwater	06:15	4	Mitch Niekamp 14 yd run	Blake Dippold kick good	8-71	20 - 13
Anna	01:36	4	Isaac Linger 20 yd pass from Bart Bixler	Pass Completed	8-74	20 - 21

Individual Statistics

Coldwater

<u>Rushing</u>	<u>Att</u>	<u>Yds</u>	<u>TD</u>	<u>Lg</u>	<u>Avg</u>
Jake Hemmelgarn	8	44		12	5.5
Mitch Niekamp	15	146	2	78	9.7
Cole Frilling	1	23		23	23.0
Ben Wenning	5	24		11	4.8

Anna

<u>Rushing</u>	<u>Att</u>	<u>Yds</u>	<u>TD</u>	<u>Lg</u>	<u>Avg</u>
Riley Huelskamp	33	164		19	5.0
Bart Bixler	20	139	2	43	7.0
Hayden Davies	2	0		2	

<u>Passing</u>	<u>Att</u>	<u>Cmp</u>	<u>Yds</u>	<u>TD</u>	<u>Int</u>	<u>Lng</u>
Jake Hemmelgarn	23	10	97	1	1	33
Jacob Wenning	1	0	0			

<u>Passing</u>	<u>Att</u>	<u>Cmp</u>	<u>Yds</u>	<u>TD</u>	<u>Int</u>	<u>Lng</u>
Bart Bixler	5	2	53	1	1	33

<u>Receiving</u>	<u>Cat</u>	<u>Yds</u>	<u>TD</u>	<u>Lng</u>	<u>Avg</u>
Jacob Wenning	2	27		20	13.5
Noah Miller	1	-1		-1	-1.0
Mitch Niekamp	2	15		16	7.5
Cole Frilling	5	56	1	33	11.2

<u>Receiving</u>	<u>Cat</u>	<u>Yds</u>	<u>TD</u>	<u>Lng</u>	<u>Avg</u>
Brady Hanes	1	33		33	33.0
Isaac Lininger	1	20	1	20	20.0

<u>Punting</u>	<u>No</u>	<u>Yds</u>	<u>Avg</u>	<u>Lng</u>	<u>Blk</u>
Jacob Wenning	4	159	39.8	45	

<u>Punting</u>	<u>No</u>	<u>Yds</u>	<u>Avg</u>	<u>Lng</u>	<u>Blk</u>
Jared Seigle	3	126	42	51	

<u>Kickoffs</u>	<u>No</u>	<u>Yds</u>	<u>Avg</u>	<u>Lng</u>	<u>TB</u>
Blake Dippold	4	179	44.8	50	

<u>Kickoffs</u>	<u>No</u>	<u>Yds</u>	<u>Avg</u>	<u>Lng</u>	<u>TB</u>
Kam Steward	4	155	38.8	42	

<u>Punt Returns</u>	<u>No</u>	<u>Yds</u>	<u>TD</u>	<u>Lng</u>
Ben Wenning	1	0		

<u>Punt Returns</u>	<u>No</u>	<u>Yds</u>	<u>TD</u>	<u>Lng</u>
	1	0		

<u>Kick Returns</u>	<u>No</u>	<u>Yds</u>	<u>TD</u>	<u>Lng</u>
Jacob Wenning	2	10		8
Will Broering	1	2		2
Ben Wenning	1	30		30

<u>Kick Returns</u>	<u>No</u>	<u>Yds</u>	<u>TD</u>	<u>Lng</u>
Brandon Shannon	3	55		25

<u>Interceptions</u>	<u>No</u>	<u>Yds</u>	<u>TD</u>	<u>Avg</u>
Ben Wenning	1	7		7.0

<u>Interceptions</u>	<u>No</u>	<u>Yds</u>	<u>TD</u>	<u>Avg</u>
Brandon Shannon	1	0		



Coldwater vs St. Henry
October 19, 2018 at Wally Post Athletic Complex - St. Henry
Final Statistics



Score by Quarters

	1	2	3	4	Final
75 Coldwater (7-2)	3	7	0	0	10
59 St. Henry (7-2)	7	7	7	7	28

Team Statistics

	<u>Coldwater</u>	<u>St. Henry</u>
Offensive		
First Downs	13	14
by Run	5	9
by Pass	6	3
by Penalty	2	2
Rushes - Yards	29-78	45-246
Passes Comp - Att - Yds - Int	16-27-115-0	7-9-75-0
Total Offensive Plays - Yards	56-193	54-321
Kicking Game		
Punt Returns - Avg	0 - 0	0 - 0
Kickoff Returns - Avg	4 - 10	4 - 18
Field Goals Made - Att	1-1	0-0
Punts - Average	2-59	2-34
Turnovers		
Intercepted By	0	0
Fumbles - Lost	3-3	1-0
Penalties - Yards	5-36	6-47
Conversions		
3rd Down	3-10	6-14
4th Down	2-3	2-5

Scoring Summary

<u>Team</u>	<u>Time</u>	<u>Qtr</u>	<u>Scoring Play</u>	<u>Conversion</u>	<u>PL-Yds</u>	<u>Score</u>
St. Henry	09:58	1	Zach Niekamp 45 yd run	Ethan Thieman kick good	5-61	0 - 7
Coldwater	03:03	1	Blake Dippold 21 yd field goal		7-38	3 - 7
Coldwater	05:26	2	Jacob Wenning 10 yd pass from Jake Hemmelgarn	Blake Dippold kick good	12-60	10 - 7
St. Henry	01:32	2	Zach Niekamp 2 yd run	Ethan Thieman kick good	7-63	10 - 14
St. Henry	02:45	3	Zach Niekamp 28 yd run	Ethan Thieman kick good	5-45	10 - 21
St. Henry	03:57	4	Zach Niekamp 4 yd run	Ethan Thieman kick good	4-36	10 - 28

Individual Statistics

Coldwater

<u>Rushing</u>	<u>Att</u>	<u>Yds</u>	<u>TD</u>	<u>Lg</u>	<u>Avg</u>
Jake Hemmelgarn	14	20		8	1.4
Mitch Niekamp	12	46		11	3.8
Ben Wenning	3	12		10	4.0

St. Henry

<u>Rushing</u>	<u>Att</u>	<u>Yds</u>	<u>TD</u>	<u>Lg</u>	<u>Avg</u>
Zach Niekamp	31	218	4	45	7.0
Jared Fishbaugh	8	12		5	1.5
Sam Lefeld	6	16		7	2.7

<u>Passing</u>	<u>Att</u>	<u>Cmp</u>	<u>Yds</u>	<u>TD</u>	<u>Int</u>	<u>Lng</u>
Jake Hemmelgarn	26	16	115	1		18
Mitch Niekamp	1	0	0			

<u>Passing</u>	<u>Att</u>	<u>Cmp</u>	<u>Yds</u>	<u>TD</u>	<u>Int</u>	<u>Lng</u>
Sam Lefeld	9	7	75			22

<u>Receiving</u>	<u>Cat</u>	<u>Yds</u>	<u>TD</u>	<u>Lng</u>	<u>Avg</u>
Jacob Wenning	5	26	1	11	5.2
Cole Frilling	6	57		13	9.5
Noah Miller	2	10		5	5.0
Ben Wenning	3	22		18	7.3

<u>Receiving</u>	<u>Cat</u>	<u>Yds</u>	<u>TD</u>	<u>Lng</u>	<u>Avg</u>
Jared Fishbaugh	1	8		8	8.0
Jay Knapke	4	45		22	11.3
Ethan Thieman	2	22		16	11.0

<u>Punting</u>	<u>No</u>	<u>Yds</u>	<u>Avg</u>	<u>Lng</u>	<u>Blk</u>
Jacob Wenning	2	118	59.0	72	

<u>Punting</u>	<u>No</u>	<u>Yds</u>	<u>Avg</u>	<u>Lng</u>	<u>Blk</u>
Sam Lefeld	2	68	34	42	

<u>Kickoffs</u>	<u>No</u>	<u>Yds</u>	<u>Avg</u>	<u>Lng</u>	<u>TB</u>
Blake Dippold	4	178	44.5	56	

<u>Kickoffs</u>	<u>No</u>	<u>Yds</u>	<u>Avg</u>	<u>Lng</u>	<u>TB</u>
Ethan Thieman	4	142	35.5	47	

<u>Punt Returns</u>	<u>No</u>	<u>Yds</u>	<u>TD</u>	<u>Lng</u>

<u>Punt Returns</u>	<u>No</u>	<u>Yds</u>	<u>TD</u>	<u>Lng</u>

<u>Kick Returns</u>	<u>No</u>	<u>Yds</u>	<u>TD</u>	<u>Lng</u>
Will Broering	2	15		10
Ben Wenning	1	10		10
Jacob Wenning	1	15		15

<u>Kick Returns</u>	<u>No</u>	<u>Yds</u>	<u>TD</u>	<u>Lng</u>
Jay Knapke	1	35		35
Daylen Froning	2	40		26
Jonathan Sutter	1	-3		-3

<u>Interceptions</u>	<u>No</u>	<u>Yds</u>	<u>TD</u>	<u>Avg</u>

<u>Interceptions</u>	<u>No</u>	<u>Yds</u>	<u>TD</u>	<u>Avg</u>



Coldwater vs Marion
October 26, 2018 at Cavalier Stadium - Coldwater
Final Statistics



Score by Quarters

	1	2	3	4	O1	O2	Final
75 Coldwater (8-2)	7	13	0	0	0	6	26
73 Marion (9-1)	0	0	7	13	0	0	20

Cavs victory snapped Flyers 36 game winning streak
50-50 Winner took home \$5275

Team Statistics

	<u>Coldwater</u>	<u>Marion</u>
Offensive		
First Downs	16	18
by Run	7	10
by Pass	7	7
by Penalty	2	1
Rushes - Yards	32-96	45-140
Passes Comp - Att - Yds - Int	20-41-149-2	12-25-226-3
Total Offensive Plays - Yards	73-245	70-366
Kicking Game		
Punt Returns - Avg	0 - 0	1 - 8
Kickoff Returns - Avg	4 - 14	2 - 16
Field Goals Made - Att	2-3	0-1
Punts - Average	5-30	1-33
Turnovers		
Intercepted By	3	2
Fumbles - Lost	1-0	3-2
Penalties - Yards	3-30	14-122
Conversions		
3rd Down	6-15	4-10
4th Down	2-4	0-4

Scoring Summary

<u>Team</u>	<u>Time</u>	<u>Qtr</u>	<u>Scoring Play</u>	<u>Conversion</u>	<u>PL-Yds</u>	<u>Score</u>
Coldwater	04:03	1	Ben Wenning 26 yd interception	Blake Dippold kick good	1-26	7 - 0
Coldwater	09:19	2	Blake Dippold 19 yd field goal		9-59	10 - 0
Coldwater	05:53	2	Blake Dippold 22 yd field goal		9-41	13 - 0
Coldwater	00:49	2	Jacob Wenning 7 yd pass from Jake Hemmelgarn	Blake Dippold kick good	5-33	20 - 0
Marion	06:13	3	John Tangeman 46 yd interception	Alex Klosterman kick good	1-46	20 - 7
Marion	10:22	4	Nolan Habodasz 1 yd run	Alex Klosterman kick failed	9-91	20 - 13
Marion	03:43	4	Nick Tangeman 11 yd pass from Nathan Bruns	Alex Klosterman kick good	12-57	20 - 20
Coldwater	00:00	6	Ben Wenning 1 yd run		3-20	26 - 20

Individual Statistics

Coldwater

<u>Rushing</u>	<u>Att</u>	<u>Yds</u>	<u>TD</u>	<u>Lg</u>	<u>Avg</u>
Mitch Niekamp	16	42		12	2.6
Jake Hemmelgarn	5	4		3	0.8
Ben Wenning	11	50	1	22	4.5

<u>Passing</u>	<u>Att</u>	<u>Cmp</u>	<u>Yds</u>	<u>TD</u>	<u>Int</u>	<u>Lng</u>
Jake Hemmelgarn	41	20	149	1	2	21

<u>Receiving</u>	<u>Cat</u>	<u>Yds</u>	<u>TD</u>	<u>Lng</u>	<u>Avg</u>
Mitch Niekamp	5	27		9	5.4
Jacob Wenning	2	17	1	10	8.5
Ben Wenning	7	47		13	6.7
Cole Frilling	6	58		21	9.7

<u>Punting</u>	<u>No</u>	<u>Yds</u>	<u>Avg</u>	<u>Lng</u>	<u>Blk</u>
Jacob Wenning	5	148	29.6	38	

<u>Kickoffs</u>	<u>No</u>	<u>Yds</u>	<u>Avg</u>	<u>Lng</u>	<u>TB</u>
Blake Dippold	4	168	42.0	52	

<u>Punt Returns</u>	<u>No</u>	<u>Yds</u>	<u>TD</u>	<u>Lng</u>

<u>Kick Returns</u>	<u>No</u>	<u>Yds</u>	<u>TD</u>	<u>Lng</u>
Ben Wenning	2	23		13
Zack McKibben	1	24		24
Will Broering	1	10		10

<u>Interceptions</u>	<u>No</u>	<u>Yds</u>	<u>TD</u>	<u>Avg</u>
Ben Wenning	1	26	1	26.0
Ross Weigel	2	0		

Marion

<u>Rushing</u>	<u>Att</u>	<u>Yds</u>	<u>TD</u>	<u>Lg</u>	<u>Avg</u>
Nolan Habodasz	18	42	1	9	2.3
Matt Rethman	9	43		10	4.8
Nathan Bruns	11	43		15	3.9
Brandon Fleck	6	17		7	2.8
Team	1	-5		-5	-5.0

<u>Passing</u>	<u>Att</u>	<u>Cmp</u>	<u>Yds</u>	<u>TD</u>	<u>Int</u>	<u>Lng</u>
Nathan Bruns	24	12	226	1	3	45
Matt Rethman	1	0	0			

<u>Receiving</u>	<u>Cat</u>	<u>Yds</u>	<u>TD</u>	<u>Lng</u>	<u>Avg</u>
Nick Tangeman	4	109	1	45	27.3
Kyle Francis	2	29		16	14.5
Matt Rethman	5	78		31	15.6
Tanner Ungruhn	1	10		10	10.0

<u>Punting</u>	<u>No</u>	<u>Yds</u>	<u>Avg</u>	<u>Lng</u>	<u>Blk</u>
Brandon Fleck	1	33	33	33	

<u>Kickoffs</u>	<u>No</u>	<u>Yds</u>	<u>Avg</u>	<u>Lng</u>	<u>TB</u>
Derrek Kemper	4	184	46	54	

<u>Punt Returns</u>	<u>No</u>	<u>Yds</u>	<u>TD</u>	<u>Lng</u>
Matt Rethman	1	8		8

<u>Kick Returns</u>	<u>No</u>	<u>Yds</u>	<u>TD</u>	<u>Lng</u>
Kyle Francis	1	15		15
Nolan Habodasz	1	16		16

<u>Interceptions</u>	<u>No</u>	<u>Yds</u>	<u>TD</u>	<u>Avg</u>
John Tangeman	1	46	1	46
Matt Everman	1	0		



Coldwater vs Deer Park
November 02, 2018 at Cavalier Stadium - Coldwater
Region 24 Quarterfinal - Final Statistics



Score by Quarters

		1	2	3	4	Final
75	Coldwater (9-2)	14	21	7	7	49
28	Deer Park (7-4)	0	0	0	14	14

Team Statistics

		Coldwater	Deer Park
Offensive	First Downs	21	12
	by Run	9	8
	by Pass	11	4
	by Penalty	1	0
	Rushes - Yards	20-131	38-163
	Passes Comp - Att - Yds - Int	14-23-215-0	6-11-79-1
Total Offensive Plays - Yards		43-346	49-242
Kicking Game	Punt Returns - Avg	0 - 0	0 - 0
	Kickoff Returns - Avg	2 - 7	7 - 13
	Field Goals Made - Att	0-0	0-0
	Punts - Average	0-0	2-20
Turnovers	Intercepted By	1	0
	Fumbles - Lost	0-0	4-0
	Penalties - Yards	2-10	9-56
Conversions	3rd Down	2-3	2-8
	4th Down	0-1	2-5

Scoring Summary

Team	Time	Qtr	Scoring Play	Conversion	PL-Yds	Score
Coldwater	08:54	1	Mitch Niekamp 6 yd pass from Jake Hemmelgarn	Blake Dippold kick good	5-58	7 - 0
Coldwater	02:29	1	Noah Miller 10 yd pass from Jake Hemmelgarn	Blake Dippold kick good	7-70	14 - 0
Coldwater	04:38	2	Mitch Niekamp 20 yd pass from Jake Hemmelgarn	Blake Dippold kick good	6-55	21 - 0
Coldwater	02:05	2	Cole Frilling 15 yd pass from Jake Hemmelgarn	Blake Dippold kick good	5-40	28 - 0
Coldwater	00:15	2	Noah Miller 15 yd pass from Jake Hemmelgarn	Blake Dippold kick good	5-51	35 - 0
Coldwater	06:32	3	Alex May 2 yd run	Blake Dippold kick good	7-53	42 - 0
Deer Park	10:28	4	Dae'von Bryant 7 yd run	Eric Hamilton kick failed	8-74	42 - 6
Coldwater	07:50	4	Nathan Grieshop 11 yd run	Blake Dippold kick good	4-42	49 - 6
Deer Park	02:07	4	Dearis Thomas 27 yd pass from Deshaun McEntire	Joe Hocker run good	6-35	49 - 14

Individual Statistics

Coldwater

<u>Rushing</u>	<u>Att</u>	<u>Yds</u>	<u>TD</u>	<u>Lg</u>	<u>Avg</u>
Mitch Niekamp	4	10		10	2.5
Jake Hemmelgarn	4	26		20	6.5
Jacob Wenning	1	14		14	14.0
Myles Blasingame	3	14		5	4.7
Nathan Grieshop	5	39	1	17	7.8
Alex May	2	18	1	16	9.0
Zack McKibben	1	10		10	10.0

<u>Passing</u>	<u>Att</u>	<u>Cmp</u>	<u>Yds</u>	<u>TD</u>	<u>Int</u>	<u>Lng</u>
Jake Hemmelgarn	23	14	215	5		32

Deer Park

<u>Rushing</u>	<u>Att</u>	<u>Yds</u>	<u>TD</u>	<u>Lg</u>	<u>Avg</u>
Dae'von Bryant	13	41	1	12	3.2
Julian Anderson	1	-3		-3	-3.0
Deshaun McEntire	15	80		18	5.3
Christian Figgins	2	9		9	4.5
Nori Johnson	4	31		16	7.8
Joe Hocker	2	5		3	2.5
Jerry Heard	1	0			

<u>Passing</u>	<u>Att</u>	<u>Cmp</u>	<u>Yds</u>	<u>TD</u>	<u>Int</u>	<u>Lng</u>
Deshaun McEntire	11	6	79	1	1	27

<u>Receiving</u>	<u>Cat</u>	<u>Yds</u>	<u>TD</u>	<u>Lng</u>	<u>Avg</u>
Ben Wenning	4	75		32	18.8
Mitch Niekamp	4	54	2	20	13.5
Noah Miller	4	61	2	21	15.3
Cole Frilling	2	25	1	15	12.5

<u>Receiving</u>	<u>Cat</u>	<u>Yds</u>	<u>TD</u>	<u>Lng</u>	<u>Avg</u>
Dae'von Bryant	1	6		6	6.0
Joe Hocker	4	46		21	11.5
Dearis Thomas	1	27	1	27	27.0

<u>Punting</u>	<u>No</u>	<u>Yds</u>	<u>Avg</u>	<u>Lng</u>	<u>Blk</u>
----------------	-----------	------------	------------	------------	------------

<u>Punting</u>	<u>No</u>	<u>Yds</u>	<u>Avg</u>	<u>Lng</u>	<u>Blk</u>
Austin Miller	2	40	20	26	

<u>Kickoffs</u>	<u>No</u>	<u>Yds</u>	<u>Avg</u>	<u>Lng</u>	<u>TB</u>
Blake Dippold	8	321	40.1	52	

<u>Kickoffs</u>	<u>No</u>	<u>Yds</u>	<u>Avg</u>	<u>Lng</u>	<u>TB</u>
Eric Hamilton	3	43	14.3	27	

<u>Punt Returns</u>	<u>No</u>	<u>Yds</u>	<u>TD</u>	<u>Lng</u>
---------------------	-----------	------------	-----------	------------

<u>Punt Returns</u>	<u>No</u>	<u>Yds</u>	<u>TD</u>	<u>Lng</u>
---------------------	-----------	------------	-----------	------------

<u>Kick Returns</u>	<u>No</u>	<u>Yds</u>	<u>TD</u>	<u>Lng</u>
Nick Bailey	1	14		14
Nathan Grieshop	1	0		

<u>Kick Returns</u>	<u>No</u>	<u>Yds</u>	<u>TD</u>	<u>Lng</u>
Damien Derosé	1	9		9
Joe Hocker	1	6		6
Damien Derosé	1	7		7
Dae'von Bryant	1	10		10
Austin Miller	1	41		41
Dearis Thomas	1	5		5
Joe Hocker	1	14		14

<u>Interceptions</u>	<u>No</u>	<u>Yds</u>	<u>TD</u>	<u>Avg</u>
Cole Frilling	1	0		

<u>Interceptions</u>	<u>No</u>	<u>Yds</u>	<u>TD</u>	<u>Avg</u>
----------------------	-----------	------------	-----------	------------



Coldwater vs St. Henry
November 09, 2018 at Sidney Memorial Stadium - Sidney
Region 24 Semifinal - Final Statistics



Score by Quarters

		1	2	3	4	Final
75	Coldwater (10-2)	0	13	7	0	20
59	St. Henry (9-3)	0	6	7	6	19

Team Statistics

		<u>Coldwater</u>	<u>St. Henry</u>
Offensive	First Downs	17	18
	by Run	13	14
	by Pass	2	4
	by Penalty	2	0
	Rushes - Yards	40-210	45-253
	Passes Comp - Att - Yds - Int	5-10-53-2	8-17-75-1
Total Offensive Plays - Yards		50-263	62-328
Kicking Game	Punt Returns - Avg	0 - 0	1 - 25
	Kickoff Returns - Avg	4 - 6	4 - 15
	Field Goals Made - Att	0-0	0-0
	Punts - Average	2-29	1-48
Turnovers	Intercepted By	1	2
	Fumbles - Lost	0-0	3-1
	Penalties - Yards	0-0	5-72
Conversions	3rd Down	3-6	6-10
	4th Down	1-1	0-2

Scoring Summary

<u>Team</u>	<u>Time</u>	<u>Qtr</u>	<u>Scoring Play</u>	<u>Conversion</u>	<u>PL-Yds</u>	<u>Score</u>
Coldwater	10:53	2	Jake Hemmelgarn 4 yd run	Blake Dippold kick failed	10-80	6 - 0
St. Henry	07:17	2	Zach Niekamp 1 yd run	Ethan Thieman kick failed	10-64	6 - 6
Coldwater	02:12	2	Mitch Niekamp 3 yd run	Blake Dippold kick good	10-70	13 - 6
St. Henry	04:37	3	Zach Niekamp 15 yd run	Ethan Thieman kick good	1-15	13 - 13
Coldwater	01:10	3	Jacob Wenning 18 yd pass from Jake Hemmelgarn	Blake Dippold kick good	7-63	20 - 13
St. Henry	04:21	4	Zach Niekamp 2 yd run	Ethan Thieman kick failed	6-32	20 - 19

Individual Statistics

Coldwater

<u>Rushing</u>	<u>Att</u>	<u>Yds</u>	<u>TD</u>	<u>Lg</u>	<u>Avg</u>
Mitch Niekamp	25	159	2	18	6.4
Ben Wenning	7	26		8	3.7
Jake Hemmelgarn	8	25	1	21	3.1

St. Henry

<u>Rushing</u>	<u>Att</u>	<u>Yds</u>	<u>TD</u>	<u>Lg</u>	<u>Avg</u>
Zach Niekamp	31	166	2	51	5.4
Sam Lefeld	9	57		13	6.3
Jared Fishbaugh	4	20		6	5.0
Ethan Thieman	1	10		10	10.0

<u>Passing</u>	<u>Att</u>	<u>Cmp</u>	<u>Yds</u>	<u>TD</u>	<u>Int</u>	<u>Lng</u>
Jake Hemmelgarn	10	5	53	1	2	18

<u>Passing</u>	<u>Att</u>	<u>Cmp</u>	<u>Yds</u>	<u>TD</u>	<u>Int</u>	<u>Lng</u>
Sam Lefeld	17	8	75		1	29

<u>Receiving</u>	<u>Cat</u>	<u>Yds</u>	<u>TD</u>	<u>Lng</u>	<u>Avg</u>
Ben Wenning	1	9		9	9.0
Cole Frilling	3	26		14	8.7
Jacob Wenning	1	18	1	18	18.0

<u>Receiving</u>	<u>Cat</u>	<u>Yds</u>	<u>TD</u>	<u>Lng</u>	<u>Avg</u>
Ethan Thieman	2	12		12	6.0
Jay Knapke	5	54		29	10.8
Jackson Heath	1	9		9	9.0

<u>Punting</u>	<u>No</u>	<u>Yds</u>	<u>Avg</u>	<u>Lng</u>	<u>Blk</u>
Jacob Wenning	2	57	28.5	32	

<u>Punting</u>	<u>No</u>	<u>Yds</u>	<u>Avg</u>	<u>Lng</u>	<u>Blk</u>
Sam Lefeld	1	48	48	48	

<u>Kickoffs</u>	<u>No</u>	<u>Yds</u>	<u>Avg</u>	<u>Lng</u>	<u>TB</u>
Blake Dippold	4	163	40.8	55	

<u>Kickoffs</u>	<u>No</u>	<u>Yds</u>	<u>Avg</u>	<u>Lng</u>	<u>TB</u>
Ethan Thieman	4	142	35.5	42	

<u>Punt Returns</u>	<u>No</u>	<u>Yds</u>	<u>TD</u>	<u>Lng</u>
---------------------	-----------	------------	-----------	------------

<u>Punt Returns</u>	<u>No</u>	<u>Yds</u>	<u>TD</u>	<u>Lng</u>
Ethan Thieman	1	25		25

<u>Kick Returns</u>	<u>No</u>	<u>Yds</u>	<u>TD</u>	<u>Lng</u>
Will Broering	1	2		2
Nick Bailey	1	0		
Jacob Wenning	1	13		13
Cole Frilling	1	7		7

<u>Kick Returns</u>	<u>No</u>	<u>Yds</u>	<u>TD</u>	<u>Lng</u>
Jay Knapke	2	52		31
Daylen Froning	1	8		8
Jared Schwietermar	1	0		

<u>Interceptions</u>	<u>No</u>	<u>Yds</u>	<u>TD</u>	<u>Avg</u>
Cole Frilling	1	16		16.0

<u>Interceptions</u>	<u>No</u>	<u>Yds</u>	<u>TD</u>	<u>Avg</u>
Daylen Froning	1	0		
Ethan Thieman	1	10		10



Coldwater vs Marion
November 16, 2018 at Sidney Memorial Stadium
Region 24 Championship - Final Statistics



Score by Quarters

		1	2	3	4	Final
75	Coldwater (10-3)	0	6	0	13	19
73	Marion (12-1)	21	0	6	13	40

Team Statistics

			<u>Marion</u>
Offensive	First Downs	14	20
	by Run	3	10
	by Pass	8	9
	by Penalty	3	1
	Rushes - Yards	25-66	32-154
	Passes Comp - Att - Yds - Int	23-37-178-1	15-22-287-1
	Total Offensive Plays - Yards	62-244	54-441
Kicking Game	Punt Returns - Avg	0 - 0	4 - 5
	Kickoff Returns - Avg	6 - 19	2 - 22
	Field Goals Made - Att	0-0	0-0
	Punts - Average	4-33	2-26
Turnovers	Intercepted By	1	1
	Fumbles - Lost	0-0	1-0
	Penalties - Yards	5-45	9-91
Conversions	3rd Down	2-11	5-9
	4th Down	3-5	1-1

Scoring Summary

<u>Team</u>	<u>Time</u>	<u>Qtr</u>	<u>Scoring Play</u>	<u>Conversion</u>	<u>PL-Yds</u>	<u>Score</u>
Marion	09:17	1	Nick Tangeman 38 yd pass from Nathan Bruns	Alex Klosterman kick good	3-55	0 - 7
Marion	01:54	1	Nick Tangeman 19 yd pass from Nathan Bruns	Alex Klosterman kick good	11-65	0 - 14
Marion	01:32	1	Peyton Otte 45 yd pass from Nathan Bruns	Alex Klosterman kick good	1-45	0 - 21
Coldwater	01:09	2	Ben Wenning 7 yd pass from Jake Hemmelgarn	Blake Dippold kick failed	8-58	6 - 21
Marion	02:51	3	Nathan Bruns 14 yd run	Alex Klosterman kick failed	4-49	6 - 27
Coldwater	10:57	4	Noah Miller 5 yd pass from Jake Hemmelgarn	Blake Dippold kick good	8-73	13 - 27
Coldwater	06:47	4	Ben Wenning 1 yd run	Blake Dippold kick failed	9-42	19 - 27
Marion	05:08	4	Darrin Hays 2 yd run	Alex Klosterman kick failed	4-57	19 - 33
Marion	01:59	4	Brandon Fleck 16 yd run	Alex Klosterman kick good	5-52	19 - 40

Individual Statistics

Marion

<u>Rushing</u>	<u>Att</u>	<u>Yds</u>	<u>TD</u>	<u>Lg</u>	<u>Avg</u>
Mitch Niekamp	10	42		14	4.2
Ben Wenning	6	18	1	9	3.0
Jake Hemmelgarn	6	-7		6	-1.2
Cole Frilling	1	8		8	8.0
Alex May	2	5		3	2.5

<u>Rushing</u>	<u>Att</u>	<u>Yds</u>	<u>TD</u>	<u>Lg</u>	<u>Avg</u>
Nolan Habodasz	4	16		11	4.0
Brandon Fleck	9	59	1	21	6.6
Matt Rethman	7	26		8	3.7
Nathan Bruns	11	51	1	20	4.6
Darrin Hays	1	2	1	2	2.0

<u>Passing</u>	<u>Att</u>	<u>Cmp</u>	<u>Yds</u>	<u>TD</u>	<u>Int</u>	<u>Lng</u>
Jake Hemmelgarn	36	22	144	2	1	17
Jacob Wenning	1	1	34			34

<u>Passing</u>	<u>Att</u>	<u>Cmp</u>	<u>Yds</u>	<u>TD</u>	<u>Int</u>	<u>Lng</u>
Nathan Bruns	22	15	287	3	1	45

<u>Receiving</u>	<u>Cat</u>	<u>Yds</u>	<u>TD</u>	<u>Lng</u>	<u>Avg</u>
Jacob Wenning	4	44		17	11.0
Cole Frilling	6	80		34	13.3
Noah Miller	6	25	1	6	4.2
Mitch Niekamp	3	12		7	4.0
Ben Wenning	4	17	1	7	4.3

<u>Receiving</u>	<u>Cat</u>	<u>Yds</u>	<u>TD</u>	<u>Lng</u>	<u>Avg</u>
Nick Tangeman	9	169	2	41	18.8
Matt Rethman	4	52		45	13.0
Peyton Otte	1	45	1	45	45.0
Kyle Francis	1	21		21	21.0

<u>Punting</u>	<u>No</u>	<u>Yds</u>	<u>Avg</u>	<u>Lng</u>	<u>Blk</u>
Jacob Wenning	4	133	33.3	36	

<u>Punting</u>	<u>No</u>	<u>Yds</u>	<u>Avg</u>	<u>Lng</u>	<u>Blk</u>
Brandon Fleck	2	52	26	34	

<u>Kickoffs</u>	<u>No</u>	<u>Yds</u>	<u>Avg</u>	<u>Lng</u>	<u>TB</u>
Blake Dippold	4	132	33.0	53	

<u>Kickoffs</u>	<u>No</u>	<u>Yds</u>	<u>Avg</u>	<u>Lng</u>	<u>TB</u>
Derrek Kemper	7	336	48	51	

<u>Punt Returns</u>	<u>No</u>	<u>Yds</u>	<u>TD</u>	<u>Lng</u>
---------------------	-----------	------------	-----------	------------

<u>Punt Returns</u>	<u>No</u>	<u>Yds</u>	<u>TD</u>	<u>Lng</u>
Kyle Francis	2	12		12
Matt Rethman	2	6		6

<u>Kick Returns</u>	<u>No</u>	<u>Yds</u>	<u>TD</u>	<u>Lng</u>
Jacob Wenning	5	97		22
Ben Wenning	1	15		15

<u>Kick Returns</u>	<u>No</u>	<u>Yds</u>	<u>TD</u>	<u>Lng</u>
John Tangeman	1	27		27
Peyton Otte	1	17		17

<u>Interceptions</u>	<u>No</u>	<u>Yds</u>	<u>TD</u>	<u>Avg</u>
Alex May	1	16		16.0

<u>Interceptions</u>	<u>No</u>	<u>Yds</u>	<u>TD</u>	<u>Avg</u>
Peyton Otte	1	0		

Final Season Stats



Coldwater Cavaliers
 OHSAA Division VI, Region 24
 2018 Season Final Statistics
 #3 Associated Press Poll
 Midwest Athletic Conference 2nd Place
 Division VI Region 24 Runner-up



Game Results

Opponent	Div	Res	Score
@ Kenton (6-4)	[4:14]	W	52 - 27
Clinton-Massie (10-2)	[4:16]	W	31 - 28
@ Versailles (2-8)	[5:18]	W	35 - 7
Minster (8-4)	[7:28]	W	31 - 20
@ Fort Recovery (4-6)	[6:24]	W	35 - 31
New Bremen (6-4)	[7:28]	W	28 - 0
@ St John's (2-8)	[7:28]	W	41 - 0
Anna (8-3)	[5:18]	L	20 - 21
@ St Henry (9-3)	[6:24]	L	10 - 28
Marion Local (13-2)	[6:24]	W	26 - 20 ^{2-OT}
# Deer Park (7-4)	[6:24]	W	49 - 14
# St Henry (9-3)	[6:24]	W	20 - 19
# Marion Local (13-2)	[6:24]	L	19 - 40

MAC Standings

Team	MAC	OA	
Marion Local	7-1	12-1	State Runner-up
Anna	7-1	8-3	Regional Quarterfinals
Coldwater	6-2	10-3	Regional Runners-up
St. Henry	6-2	9-3	Regional Semifinals
Minster	5-3	8-4	Regional Semifinals
New Bremen	3-5	5-5	
Ft. Recovery	2-6	4-6	
St. Johns	2-6	3-7	
Versailles	1-7	2-8	
Parkway	1-7	1-9	

Team Statistics

<u>Score by Quarters</u>	<u>1</u>	<u>2</u>	<u>3</u>	<u>4</u>	<u>OT</u>	<u>Total</u>	<u>Avg</u>
Coldwater	101	144	58	88	6	397	30.5
Opponents	63	54	37	101		255	19.6

<u>Offensive</u>	<u>Coldwater</u>		<u>Opponents</u>	
	<u>Season</u>	<u>Avg</u>	<u>Season</u>	<u>Avg</u>
<u>First Downs</u>	237	18	182	14
Rushing	111	9	117	9
Passing	112	9	53	4
Penalty	14	1	12	1
<u>Rushing Yards</u>	1851	142	2315	178
Attempts	387	30	510	39
Average	4.8	4.8	4.5	4.5
<u>Passing Yards</u>	2429	187	1438	111
Completions	216	17	101	8
Attempts	335	26	208	16
Interceptions	12	0.9	13	1.0
Average per Att	7.3	7.3	6.9	6.9
Average per Comp	11.2	11.2	14.2	14.2
<u>Total Offensive Yards</u>	4280	329	3753	289
Total Plays	722	56	718	55
Average per Play	5.9	5.9	5.2	5.2
<u>Efficiencies</u>				
3rd Down	52-115 (45%)		47-139 (34%)	
4th Down	13-20 (65%)		16-41 (39%)	
<u>Turnovers</u>				
Total Turnovers	19 (+4)	1.5	23	1.8
Interceptions	12	0.9	13	1.0
Fumbles Lost	7	0.5	10	0.8
Penalties	44	3	82	6
Yards	336	26	709	55



Coldwater Cavaliers
 OHSAA Division VI, Region 24
 2018 Season Final Statistics
 #3 Associated Press Poll
 Midwest Athletic Conference 2nd Place
 Division VI Region 24 Runner-up



Individual Statistics

<u>Rushing</u>						<u>PATs</u>		<u>Field Goals</u>		
	<u>Att</u>	<u>Yds</u>	<u>TD</u>	<u>Lng</u>	<u>Avg</u>	<u>Att</u>	<u>Cmp</u>	<u>Att</u>	<u>Made</u>	<u>Lng</u>
Mitch Niekamp	133	731	12	78	5.3	47	42	8	6	34
Ben Wenning	80	409	5	26	4.8	6	5			
Jake Hemmelgarn	125	399	2	24	2.8					
Myles Blasingame	11	75		17	7.3					
Cole Frilling	5	71		23	14.2					
Nathan Grieshop	15	68	1	17	4.2					
Alex May	8	41	2	16	4.7					
Jacob Wenning	1	14		14	14.0					
Ross Weigel	3	11		7	3.7					
Zack McKibben	3	10		10	3.3					
Alex Knapke	1	10		10	10.0					
Shane Homan	1	1		1	1.0					
<hr/>										
<i>Grand Total</i>	<i>386</i>	<i>1840</i>	<i>22</i>	<i>78</i>	<i>5</i>					
<hr/>										
<u>Passing</u>						<u>Kicking</u>				
	<u>Att</u>	<u>Cmp</u>	<u>Yds</u>	<u>TD</u>	<u>Int</u>	<u>Att</u>	<u>Cmp</u>	<u>Yds</u>	<u>Avg</u>	<u>Lng</u>
Jake Hemmelgarn	330	214	2387	31	12	20	743	38.8		72
Myles Blasingame	1	1	8	1		8	265	30.9		43
Jacob Wenning	3	0	34			8	277	35.8		64
Mitch Niekamp	1	0								
<hr/>										
<i>Grand Total</i>	<i>335</i>	<i>216</i>	<i>2429</i>	<i>32</i>	<i>12</i>					
<hr/>										
<u>Receiving</u>						<u>Punts</u>				
	<u>Cat</u>	<u>Yds</u>	<u>TD</u>	<u>Lng</u>	<u>Avg</u>	<u>No</u>	<u>Yds</u>	<u>Avg</u>	<u>Lng</u>	<u>Blk</u>
Cole Frilling	60	716	10	35	12.6	20	743	38.8	72	
Ben Wenning	44	517	4	48	11.2	8	265	30.9	43	
Mitch Niekamp	27	316	5	44	12.4	8	277	35.8	64	
Noah Miller	33	308	6	23	8.4					
Will Broering	21	212	1	27	9.9					
Jacob Wenning	17	186	5	28	12.4					
Alex May	9	102		23	10.5					
Ross Weigel	3	37		19	11.8					
Justin Schwieterman	1	27		27	27.0					
Payton Goodwin	1	8	1	8	8.0					
<hr/>										
<hr/>										
<u>Receiving</u>						<u>Kickoffs</u>				
	<u>Cat</u>	<u>Yds</u>	<u>TD</u>	<u>Lng</u>	<u>Avg</u>	<u>No</u>	<u>Yds</u>	<u>Avg</u>	<u>TB</u>	
Cole Frilling	60	716	10	35	12.6	66	2748	41.5	4	
Ben Wenning	44	517	4	48	11.2					
Mitch Niekamp	27	316	5	44	12.4					
Noah Miller	33	308	6	23	8.4					
Will Broering	21	212	1	27	9.9					
Jacob Wenning	17	186	5	28	12.4					
Alex May	9	102		23	10.5					
Ross Weigel	3	37		19	11.8					
Justin Schwieterman	1	27		27	27.0					
Payton Goodwin	1	8	1	8	8.0					
<hr/>										
<hr/>										
<u>Receiving</u>						<u>Punt Returns</u>				
	<u>Cat</u>	<u>Yds</u>	<u>TD</u>	<u>Lng</u>	<u>Avg</u>	<u>No</u>	<u>Yds</u>	<u>Avg</u>	<u>TD</u>	<u>Lng</u>
Cole Frilling	60	716	10	35	12.6	7	95	7.7		62
Ben Wenning	44	517	4	48	11.2	5	41	8.2		28
Mitch Niekamp	27	316	5	44	12.4	2	51	25.5		48
Noah Miller	33	308	6	23	8.4					
Will Broering	21	212	1	27	9.9					
Jacob Wenning	17	186	5	28	12.4					
Alex May	9	102		23	10.5					
Ross Weigel	3	37		19	11.8					
Justin Schwieterman	1	27		27	27.0					
Payton Goodwin	1	8	1	8	8.0					
<hr/>										
<hr/>										
<u>Receiving</u>						<u>Kick Returns</u>				
	<u>Cat</u>	<u>Yds</u>	<u>TD</u>	<u>Lng</u>	<u>Avg</u>	<u>No</u>	<u>Yds</u>	<u>Avg</u>	<u>TD</u>	<u>Lng</u>
Cole Frilling	60	716	10	35	12.6	13	214	17.2		30
Ben Wenning	44	517	4	48	11.2	10	184	20.3		49
Mitch Niekamp	27	316	5	44	12.4	7	40	5.4		10
Noah Miller	33	308	6	23	8.4	4	62	15.5		24
Will Broering	21	212	1	27	9.9	3	55	18.3		22
Jacob Wenning	17	186	5	28	12.4	3	14	4.7		14
Alex May	9	102		23	10.5	2				
Ross Weigel	3	37		19	11.8	1	20	20.0		20
Justin Schwieterman	1	27		27	27.0	1	7	7.0		7
Payton Goodwin	1	8	1	8	8.0	1	10	10.0		10
<hr/>										
<hr/>										
<u>Receiving</u>						<u>Interceptions</u>				
	<u>Cat</u>	<u>Yds</u>	<u>TD</u>	<u>Lng</u>	<u>Avg</u>	<u>No</u>	<u>Yds</u>	<u>TD</u>	<u>Avg</u>	
Cole Frilling	60	716	10	35	12.6	4	18		6.0	
Ben Wenning	44	517	4	48	11.2	3	41	1	13.7	
Mitch Niekamp	27	316	5	44	12.4	2	16		8.0	
Noah Miller	33	308	6	23	8.4	1				
Will Broering	21	212	1	27	9.9	1				
Jacob Wenning	17	186	5	28	12.4	1	16		16.0	
Alex May	9	102		23	10.5	1	7		7.0	
Ross Weigel	3	37		19	11.8	1				
Justin Schwieterman	1	27		27	27.0	1	9		9.0	
Payton Goodwin	1	8	1	8	8.0					



Coldwater Cavaliers
 OHSAA Division VI, Region 24
 2018 Season Final Statistics
 #3 Associated Press Poll
 Midwest Athletic Conference 2nd Place
 Division VI Region 24 Runner-up



Individual Scoring

Name	TDs Run	TDs Rec	TDs Kick	TDs Punt	TDs INT	TDs Fum	PATs (2)	PATs (1)	FGs	Safety	Totals
Mitch Niekamp	11	5				1					102
Cole Frilling		10									60
Ben Wenning	5	4			1		1				62
Blake Dippold								42	6		60
Noah Miller		6									36
Jacob Wenning		5									30
Alex May	2										12
Jake Hemmelgarn	2										12
Payton Goodwin		1									6
Will Broering		1									6
Brady Klingshirn								5			5
Nathan Grieshop	1										6
Totals	21	32			1	1	1	47	6		397

Individual Defensive Statistics

Tackles	Total	For Loss	QB Sack	Force Fum	Rec Fum
Myles Blasingame	122	4		1	
Mitch Niekamp	109	19	3	2	2
Ben Wenning	98	3		1	
Paul Buschur	89	2		2	1
Russell Klosterman	81	3	1	1	
Alex May	72	6	1		1
Justin Schwieterman	71	4			1
Ross Weigel	60	3			
Reece Thomas	56	1	2	1	
AJ Kunk	55	1			
Ryan Leugers	54	4	3		1
Josh Hrycko	53	1	4		3
Evan Dysert	51	1	3	1	
Matt Kunk	48	5	3		
Will Broering	17				
Blake Dippold	14				
Nick Bailey	13				
Alex Knapke	11	1			
Payton Goodwin	11			1	
Adam Diller	11				
Nathan Grieshop	10	2			
Sam Muhlenkamp	4				
Cole Frilling	4				
Zack McKibben	4				
Nile Najmi	3	1	1	1	
Noah Miller	3				

Tackles	Total	For Loss	QB Sack	Force Fum	Rec Fum
Troy Hess	2	1			
Shane Homan	2				
Zach Hamberg	2				
Justin Hartings	2				
TJ Burrows	1		1		
Nolan Tobe	1				
Adam Griesdom	1				
Jacob Overman	1				
Totals	1136	62	22	11	9



Coldwater Cavaliers
 OHSAA Division VI, Region 24
 2018 Season Final Statistics
 #3 Associated Press Poll
 Midwest Athletic Conference 2nd Place
 Division VI Region 24 Runner-up



Post Season Honors

2018 MAC All-League
 As voted by MAC Coaches

First Team Offense

Cole Frilling - Sr - End
 Blake Dippold - Jr - Kicker
 Jake Hemmelgarn - Jr - Utility

Second Team Offense

Jacob Wenning - Sr - Punter
 Mitch Niekamp - Sr - Back

First Team Defense

Mitch Niekamp - Sr - Linebacker
 Ben Wenning - Sr - Linebacker

Second Team Defense

Justin Schwieterman - Sr - Cornerback
 Myles Blasingame - So - Safety

Honorable Mention

Paul Buschur - Sr	Alex May - Sr
Evan Dysert - Sr	Noah Miller - Jr
AJ Kunk - Sr	Nolan Tobe - So

2018 All Northwest District Division 6 Football Team
 As voted by NW District Media Board

First Team Offense

Cole Frilling - Sr - End
 Jake Hemmelgarn - Jr - Quarterback
 Blake Dippold - Jr - Kicker

First Team Defense

Mitch Niekamp - Sr - Linebacker

Second Team Defense

Ben Wenning - Sr - Linebacker

Honorable Mention

Myles Blasingame - So - Defensive Back

2018 Division 6 All Ohio Football Team
 As voted by Ohio Prep Sports Writers Association

Second Team Offense

Blake Dippold - Jr - Kicker

Honorable Mention

Jake Hemmelgarn, Cole Frilling, Mitch Niekamp

Cavalier Weekly



Never Forget
Never Give In

Cavalier Football Weekly

Week 1 - 2018
By: Chris Cron

Final Scores

Marion Local	42
Ft. Wayne Woodlan	00
Versailles	12
Celina	41
Coldwater	52
Kenton	27
St. Henry	22
Covington	00
Parkway	35
Crestview	59
Ft. Recovery	23
Lehman Catholic	06
New Bremen	27
Ben Logan	12
Minster	34
Ft. Loramie	14
Anna	27
Middletown Fenwick	42
Toledo Woodward	13
St. Johns	50
Clinton-Massie	77
East Clinton	07

Next Week...

Celina at Kenton
Clinton-Massie at Coldwater
Valley View at Ft. Recovery
Patrick Henry at Marion Local
Covington at Minster
Mississinawa at New Bremen
Eaton at St. Henry
St. Johns at LCC
Brookville at Anna
Spencerville at Parkway
Jefferson at Versailles

MAC Standings

	MAC	All
Coldwater	0-0	1-0
Ft. Recovery	0-0	1-0
Marion Local	0-0	1-0
Minster	0-0	1-0
New Bremen	0-0	1-0
St. Henry	0-0	1-0
St. Johns	0-0	1-0
Anna	0-0	0-1
Parkway	0-0	0-1
Versailles	0-0	0-1
Kenton		0-1
Clinton-Massie		1-0

Kenton Game Summary

	1st	2nd	3rd	4th	Final
Coldwater (1-0)	14	14	03	21	52
Kenton (0-1)	14	07	00	06	27

Qtr	Scoring Play	Coldwater	Kenton
1	Jayden Cornell 35 yd pass from Jaron Sharp - Bryce Ellis kick good - 3 Plays, 80 Yards	00	07
1	Mitch Niekamp 3 yd run - Blake Dippold kick good - 9 Plays, 66 Yards	07	07
1	Jayden Cornell 31 yd pass from Jaron Sharp - Bryce Ellis kick good - 6 Plays, 80 Yards	07	14
1	Jacob Wenning 22 yd pass from Jake Hemmelgarn - Blake Dippold kick good - 1 Plays, 22 Yards	14	14
2	Cole Frilling 6 yd pass from Jake Hemmelgarn - Blake Dippold kick good - 5 Plays, 33 Yards	21	14
2	Cole Frilling 20 yd pass from Jake Hemmelgarn - Blake Dippold kick good - 3 Plays, 27 Yards	28	14
2	Jayden Cornell 16 yd pass from Jaron Sharp - Bryce Ellis kick good - 7 Plays, 78 Yards	28	21
3	Blake Dippold 32 yd field goal - 13 Plays, 84 Yards	31	21
4	Mitch Niekamp 12 yd run - Blake Dippold kick good - 1 Plays, 12 Yards	38	21
4	Jacob Wenning 4 yd pass from Jake Hemmelgarn - Blake Dippold kick good - 5 Plays, 60 Yards	45	21
4	Ben Wenning 11 yd run - Blake Dippold kick good - 1 Plays, 11 Yards	52	21
4	Landon Rush 67 yd pass from Jaron Sharp - Pass failed - 1 Plays, 67 Yards	52	27

Statistical Leaders (Season to Date)

Rushing	At-Yd-TD	Passing	At-Cp-Yd-TD-Int	Receiving	Cat-Yd-TD
Jake Hemmelgarn	11-66	Jake Hemmelgarn	27-21-247-4-1	Cole Frilling	6-71-2
Mitch Niekamp	12-60-2	Jacob Wenning	1-0-0-0-0	Mitch Niekamp	3-55-0
Ben Wenning	11-50-1			Jacob Wenning	3-54-2
Miles Blasingame	2-5-0			Ross Weigel	2-27-0
Shane Homan	1-1-0			Noah Miller	3-25-0
				Ben Wenning	4-15-0

Senior Spotlight



Alex May is a wide receiver and linebacker who is 5'11" and 170 lbs. He is the son of Matt and Kathy and his goal this year is to win state.



Cole Frilling plays wide receiver and defensive back. At 6'5" and 180 pounds the son of Jay and Beth wants to win state.



Paul Buschur is a 6'0" 160 pound defensive back. His goals are to win the MAC and state titles as well as have more than 19 takeaways on defense. His proud parents are Scott and Chris.

Next Week: Clinton-Massie

Series Record:	1-1
Last 10 Seasons:	-
Otten's Record:	0-1
Last Year:	24-14 L
Current Streak:	1L
Largest Victory:	63-14 '07
Largest Defeat:	24-14 '17

Read more about Cavalier Football at..





Never Forget
Never Give In

Cavalier Football Weekly

Week 2 - 2018
By: Chris Cron

Final Scores

Celina	13
Kenton	49
Clinton-Massie	28
Coldwater	31
Valley View	23
Ft. Recovery	27
Patrick Henry	07
Marion Local	41
Covington	26
Minster	39
Mississinawa	08
New Bremen	48
Eaton	00
St. Henry	62
St. Johns	10
LCC	20
Brookville	27
Anna	48
Spencerville	28
Parkway	21
Jefferson	14
Versailles	47

Next Week...

Anna at New Bremen
Clinton-Massie at Fenwick
Coldwater at Versailles
Ft. Recovery at Minster
Kenton at Defiance
Parkway at Marion Local
St. Johns at St. Henry

MAC Standings

	MAC	All
Coldwater	0-0	2-0
Ft. Recovery	0-0	2-0
Marion Local	0-0	2-0
Minster	0-0	2-0
New Bremen	0-0	2-0
St. Henry	0-0	2-0
Anna	0-0	1-1
St. Johns	0-0	1-1
Versailles	0-0	1-1
Parkway	0-0	0-2
Kenton		1-1
Clinton-Massie		1-1



Clinton-Massie Game Summary

	1st	2nd	3rd	4th	Final
Coldwater (2-0)	07	07	07	10	31
Clinton-Massie (1-1)	00	07	07	14	28


Qtr	Scoring Play	Coldwater	Kenton
1	Will Broering 27 yd pass from Jake Hemmelgarn - Blake Dippold kick good - 11 Plays, 88 Yards	07	00
2	Corey Stulz 35 yd run - Grant Avey kick good - 6 Plays, 60 Yards	07	07
2	Cole Frilling 23 yd pass from Jake Hemmelgarn - Blake Dippold kick good - 6 Plays, 65 Yards	14	07
3	Mitch Niekamp 14 yd run - Blake Dippold kick good - 7 Plays, 66 Yards	21	07
3	Brendan Lamb 10 yd run - Grant Avey kick good - 9 Plays, 63 Yards	21	14
4	Blake Dippold 34 yd field goal - - 8 Plays, 65 Yards	24	14
4	Brendan Lamb 7 yd run - Grant Avey kick good - 8 Plays, 51 Yards	24	21
4	Noah Miller 10 yd pass from Jake Hemmelgarn - Blake Dippold kick good - 8 Plays, 54 Yards	31	21
4	Brendan Lamb 6 yd run - Grant Avey kick good - 12 Plays, 74 Yards	31	28

Statistical Leaders (Season to Date)

Rushing	At-Yd-TD	Passing	At-Cp-Yd-TD-Int	Receiving	Cat-Yd-TD
Mitch Niekamp	22-105-3	Jake Hemmelgarn	52-39-524-7-1	Cole Frilling	7-94-3
Jake Hemmelgarn	19-80-0	Jacob Wenning	1-0-0-0-0	Noah Miller	7-85-1
Ben Wenning	14-70-1			Mitch Niekamp	4-80-0
Myles Blasingame	2-5-0			Alex May	5-68-0
Shane Homan	1-1-0			Will Broering	5-61-1
				Ben Wenning	6-55-0



PressPro's Who's Hot" nominee for week 2 is Jake Hemmelgarn, who against favored Clinton-Massie on Friday led his team to a surprise 31-28 win, completing 17 of 24 passing attempts for 247 yards and three touchdowns. He threw NO interceptions. "He was tremendous," said Cavalier coach Chip Otten. "He made all the plays and showed great instinct for the Massie's blitz packages. He's not very big, but he's slippery and has good speed. And he has the same kind of passing accuracy that his brother Jack had when he played."



Senior Spotlight

A wide receiver, #15 Jacob Wenning stands 6'0" and weighs 175 pounds. His goals are to win MAC and State and help his younger teammates get better at their positions. His proud parents are Ben and Becca.



#21 Justin Schwieterman (6'3" & 180) plays wide receiver and defensive back for the Cavs. His goal this season is to win state. His parents are Joe (deceased) and Jenny

Next Week: Versailles

Series Record:	33-28-2
Last 10 Seasons:	10-0
Otten's Record:	8-0
Last Year:	24-10 W
Current Streak:	14 W
Largest Victory:	49-0 '08
Largest Defeat:	37-0 '57



Never Forget
Never Give In

Cavalier Football Weekly

Week 3 - 2018
By: Chris Cron

Final Scores

Anna	42
New Bremen	07
Coldwater	35
Versailles	07
Ft. Recovery	22
Minster	28
Parkway	07
Marion Local	51
St. Johns	07
St. Henry	37
Clinton-Massie	21
Fenwick	18
Kenton	48
Defiance	10

Next Week...

Marion Local at St. Johns
Minster at Coldwater
Bremen at Ft. Recovery
St. Henry at Anna
Versailles at Parkway
Miami Trace at Massie
Wapak at Kenton

Minster History

Series Record: 49-14-1
Last 10 Seasons: 8-2
Otten's Record: 7-1
Last Year: 17-16 W
Current Streak: 1 W
Largest Victory: 60-0 '07
Largest Defeat: 53-14 '93

MAC Standings

	MAC	All
Coldwater	1-0	3-0
Marion Local	1-0	3-0
Minster	1-0	3-0
St. Henry	1-0	3-0
Anna	1-0	2-1
Ft. Recovery	0-1	2-1
New Bremen	0-1	2-1
St. Johns	0-1	1-2
Versailles	0-1	1-2
Parkway	0-1	0-3
Kenton		2-1
Clinton-Massie		2-1



Versailles Game Summary

	1st	2nd	3rd	4th	Final
Coldwater (3-0)	07	14	14	00	35
Versailles (1-2)	00	00	00	07	07

Qtr	Scoring Play	CW	VE
1	Cole Frilling 6 yd pass from Jake Hemmelgarn - Blake Dippold kick good - 8 Plays, 77 Yards	07	00
2	Mitch Niekamp 25 yd run - Blake Dippold kick good - 6 Plays, 70 Yards	14	00
2	Noah Miller 5 yd pass from Jake Hemmelgarn - Blake Dippold kick good - 5 Plays, 50 Yards	21	00
3	Ben Wenning 11 yd pass from Jake Hemmelgarn - Blake Dippold kick good - 8 Plays, 58 Yards	28	00
3	Mitch Niekamp 11 yd run - Blake Dippold kick good - 9 Plays, 63 Yards	35	00
4	Jake Poling 5 yd run - Derek Cavin kick good - 10 Plays, 63 Yards	35	07

Statistical Leaders (Season to Date)

Rushing	At-Yd-TD	Passing	At-Cp-Yd-TD-Int	Receiving	Cat-Yd-TD
Mitch Niekamp	178-5-30	Jake Hemmelgarn	73-55-746-10-2	Cole Frilling	12-177-4
Ben Wenning	90-1-18	Jacob Wenning	1-0-0-0-0	Noah Miller	10-120-2
Jake Hemmelgarn	79-0-26			Ben Wenning	10-116-1
Myles Blasingame	29-0-5			Will Broering	9-104-1
Nathan Grieshop	10-0-3			Mitch Niekamp	4-80-0
Alex Knapke	10-0-1			Alex May	5-68-0
Cole Frilling	7-0-1			Jacob Wenning	3-54-2
Alex May	5-0-1			Ross Weigel	2-27-0
Ross Weigel	4-0-1				
Shane Homan	1-0-1				



D6 Region 24 Standings

- 1 Coldwater (3-0)
- 2 Bethel (3-0)
- 3 Lima Central Catholic (3-0)
- 4 Mechanicsburg (3-0)
- 5 Deer Park (3-0)
- 6 Troy Christian (3-0)
- 7 Marion Local (3-0)
- 8 St Henry (3-0)
- 9 Fort Recovery (2-1)
- 10 Fayetteville (3-0)
- 11 Cincinnati Country Day (3-0)
- 12 Tri-County North (2-1)
- 13 West Liberty-Salem (2-1)
- 14 Spencerville (2-1)
- 15 Perry (2-1)
- 16 National Trail (2-1)
- 17 Dayton Christian (1-2)
- 18 St Bernard-Elmwood Place (1-2)
- 19 Northeastern (1-2)
- 20t Twin Valley South (1-2)
- 20t Williamsburg (1-2)
- 22 Jefferson (1-2)
- 23t Arcanum (0-3)
- 23t Covington (0-3)
- 23t Dixie (0-3)
- 23t Parkway (0-3)
- 23t Riverview East Academy (0-3)

Senior Spotlight



#22 Ben Wenning stands 6'0" 180lbs. He plays running back and is a safety on defense. His goal this season is to win the MAC. He is the son of Nate and Karen Wenning.

The son of Eric and April, #23 Payton Goodwin plays cornerback and wide receiver. At 5'11" 155lbs his goal is to win the MAC



Update on Shane Homan

As most know by now, Coldwater running back Shane Homan was severely injured in a JV game on Sept 1st. He sustained a spinal cord bruise at the T5 vertebrae which was also fractured along with two of his ribs. He also lost the use of his legs. Following surgery at Miami Valley Hospital, feeling was restored to his legs, which was great news.

In a recent Facebook posting his mother Tara reported that he was "transferred to the rehab unit at Miami Valley on Sept 7th and is continuing to progress. He's adjusting to the wheelchair quite well. Little victories are still victories. One day at a time!"

The outpouring of prayers and support from the MAC community as well as Celina and St. Marys has been wonderful. We ask that those prayers continue as Shane has a long road ahead. Let's all remain **#ShaneStrong!**



Never Forget
Never Give In

Cavalier Football Weekly

Week 4 - 2018
By: Chris Cron

Final Scores

Marion Local	53
St. Johns	07
Minster	20
Coldwater	31
New Bremen	19
Ft. Recovery	15
St. Henry	27
Anna	28
Versailles	07
Parkway	21
Wapak	10
Kenton	15
Miami Trace	00
Clinton-Massie	54

Next Week...

Anna at Marion Local
Coldwater at Ft. Recovery
Parkway at Minster
St. Henry at New Bremen
St. Johns at Versailles
Kenton at St Marys
Hartley at Clinton-Massie

Ft. Recovery History

Series Record:	17-0
Last 10 Seasons:	10-0
Otten's Record:	4-0
Last Year:	33-7
Current Streak:	16 W
Largest Victory:	56-0 '05
Largest Defeat:	n/a

MAC Standings

	MAC	All
Coldwater	2-0	4-0
Marion Local	2-0	4-0
Anna	2-0	3-1
Minster	1-1	3-1
New Bremen	1-1	3-1
St. Henry	1-1	3-1
Parkway	1-1	1-3
Ft. Recovery	0-2	2-2
St. Johns	0-2	1-3
Versailles	0-2	1-3
Kenton (3-1), Clinton-Massie (3-1)		



Minster Game Summary

	1st	2nd	3rd	4th	Final
Coldwater (4-0)	14	14	00	03	31
Minster (3-1)	07	06	00	07	20

Qtr	Scoring Play	CW	MIN
1	Alex Schmitmeyer 5 yd run - Bryan Falk kick good - 6 Plays, 69 Yards	0	7
1	Mitch Niekamp 11 yd pass from Jake Hemmelgarn - Blake Dippold kick good - 8 Plays, 71 Yards	7	7
1	Cole Frilling 35 yd pass from Jake Hemmelgarn - Blake Dippold kick good - 4 Plays, 67 Yards	14	7
2	Mitch Niekamp 42 yd pass from Jake Hemmelgarn - Blake Dippold kick good - 7 Plays, 85 Yards	21	7
2	Cole Frilling 16 yd pass from Jake Hemmelgarn - Blake Dippold kick good - 2 Plays, 28 Yards	28	7
2	Alex Schmitmeyer 1 yd run - Bryan Falk kick failed - 6 Plays, 60 Yards	28	13
4	Alex Schmitmeyer 64 yd fumble return - Bryan Falk kick good - 1 Plays, 36 Yards	28	20
4	Blake Dippold 25 yd field goal - - 18 Plays, 52 Yards	31	20

Statistical Leaders (Season to Date)

Rushing	At-Yd-TD	Passing	At-Cp-Yd-TD-Int	Receiving	Cat-Yd-TD
Mitch Niekamp	219-5-39	Jake Hemmelgarn	102-77-990-14-4	Cole Frilling	20-263-6
Jake Hemmelgarn	217-0-47	Jacob Wenning	1-0-0-0-0	Mitch Niekamp	9-169-2
Ben Wenning	129-1-27			Will Broering	13-140-1
Myles Blasingame	29-0-5			Noah Miller	12-132-2
Nathan Grieshop	10-0-3			Ben Wenning	12-129-1
Alex Knapke	10-0-1			Alex May	6-76-0
Cole Frilling	7-0-1			Jacob Wenning	3-54-2
Alex May	6-0-2			Ross Weigel	2-27-0
Ross Weigel	4-0-1				
Shane Homan	1-0-1				
Zack McKibben	-5-0-1				

D6 Region 24 Standings

- 1 Coldwater (4-0)
- 2 Lima Central Catholic (4-0)
- 3 Mechanicsburg (4-0)
- 4 Marion Local (4-0)
- 5 Deer Park (4-0)
- 6 Bethel (3-1)
- 7 Spencerville (3-1)
- 8 Troy Christian (3-1)
- 9 Cincinnati Country Day (4-0)
- 10t St Henry (3-1)
- 10t Perry (3-1)
- 12 Fort Recovery (2-2)
- 13 Fayetteville (4-0)
- 14 Tri-County North (2-2)
- 15 West Liberty-Salem (3-1)
- 16 Twin Valley South (2-2)
- 17 Dayton Christian (2-2)
- 18 National Trail (2-2)
- 19 Covington (1-3)
- 20 Parkway (1-3)
- 21 St Bernard-Elmwood Place (1-3)
- 22t Dixie (1-3)
- 22t Northeastern (1-3)
- 24 Williamsburg (1-3)
- 25t Arcanum (1-3)
- 25t Jefferson (1-3)
- 27 Riverview East Academy (0-4)

Senior Spotlight

#34 Galen Backs, a wide receiver and safety who stands at 5'11" 150lbs is the son of John and Sue Backs. His goals for 2018 are to win the MAC and State titles.

#41 Mitch Niekamp is a bruising running back and linebacker whose goals are to the MAC and State titles. The son of Eric and Kristina is a stout 5'10" and weighs 170lbs.



Coldwater is blessed to have one of the best coaching staff in Ohio High School football. The senior most member of that staff is Coach **Randy Wright**, a graduate of Huron High School, Ohio Northern and Bowling Green State University. He coaches the offensive and defensive tackles and in the classroom he teaches Biology and Physiology. This is his 33rd season at Coldwater.



Never Forget
Never Give In

Cavalier Football Weekly

Week 5 - 2018
By: Chris Cron

Final Scores

Anna	20
Marion Local	44
Coldwater	35
Ft. Recovery	31
Parkway	35
Minster	62
St. Henry	36
New Bremen	00
St. Johns	00
Versailles	27
Hartley	31
Clinton-Massie	34
Kenton	29
St Marys	70

Next Week...

Ft. Recovery at Parkway
Marion Local at St. Henry
Minster at St. Johns
New Bremen at Coldwater
Versailles at Anna
Batavia at Clinton-Massie
Van Wert at Kenton

New Bremen History

Series Record: 35-5
Last 10 Seasons: 10-0
Otten's Record: 4-0
Last Meeting: 48-0 W
Current Streak: 16 W
Largest Victory: 62-7 '76
Largest Defeat: 23-0 '97

MAC Standings

	MAC	All
Coldwater	3-0	5-0
Marion Local	3-0	5-0
Minster	2-1	4-1
St. Henry	2-1	4-1
Anna	2-1	3-2
New Bremen	1-2	3-2
Versailles	1-2	2-3
Parkway	1-2	1-4
Ft. Recovery	0-3	2-3
St. Johns	0-3	1-4
Kenton (3-2), Clinton-Massie (4-1)		



Ft. Recovery Game Summary

	1st	2nd	3rd	4th	Final
Coldwater (5-0)	14	07	00	14	35
Fort Recovery (2-3)	07	21	03	00	31

Qtr	Scoring Play	CW	MIN
1	Mitch Niekamp 7 yd pass from Jake Hemmelgarn - Blake Dippold kick good - 6 Plays, 68 Yards	7	0
1	Derek Jutte 1 yd run - Cobe Wendel kick good - 11 Plays, 61 Yards	7	7
1	Ben Wenning 19 yd pass from Jake Hemmelgarn - Blake Dippold kick good - 4 Plays, 30 Yards	14	7
2	Derek Jutte 13 yd run - Cobe Wendel kick good - 7 Plays, 66 Yards	14	14
2	Mitch Niekamp 1 yd run - Blake Dippold kick good - 6 Plays, 76 Yards	21	14
2	Robert LeFevre 2 yd run - Cobe Wendel kick good - 9 Plays, 65 Yards	21	21
2	Gavin Thobe 27 yd pass from Clay Schmitz - Cobe Wendel kick good - 7 Plays, 37 Yards	21	28
3	Cobe Wendel 22 yd field goal - - 5 Plays, 33 Yards	21	31
4	Ben Wenning 28 yd pass from Jake Hemmelgarn - Blake Dippold kick good - 5 Plays, 73 Yards	28	31
4	Cole Frilling 30 yd pass from Jake Hemmelgarn - Blake Dippold kick good - 6 Plays, 48 Yards	35	31

Statistical Leaders (Season to Date)

Rushing	At-Yd-TD	Passing	At-Cp-Yd-TD-Int	Tackles	Tot-Sac
Mitch Niekamp	46-255-6	Jake Hemmelgarn	131-99-1321-18-4	Myles Blasingame	50-0
Jake Hemmelgarn	55-216-0			Paul Buschur	47-0
Ben Wenning	28-126-1	<u>Receiving</u>	<u>Cat-Yd-TD</u>	Mitch Niekamp	42-2
Myles Blasingame	5-29-0	Cole Frilling	25-341-7	Alex May	37-1
Nathan Grieshop	3-10-0	Ben Wenning	20-302-3	Ben Wenning	34-0
Alex Knapke	1-10-0	Mitch Niekamp	12-197-3	Reece Thomas	30-0
Cole Frilling	1-7-0	Noah Miller	15-172-2	Justin Schwieterman	26-0
Alex May	2-6-0	Will Broering	16-152-1	Ryan Leugers	26-3
Ross Weigel	1-4-0	Alex May	6-76-0	Ross Weigel	25-0
Shane Homan	1-1-0	Jacob Wenning	3-54-2	Matt Kunk	19-1
Zack McKibben	1--5-0	Ross Weigel	2-27-0	Evan Dysert	17-1
				Josh Hrycko	14-2




Shane Homan continues in his long recovery from a spinal cord contusion he suffered in the Week 2 JV contest. Support from the Coldwater community, the MAC and beyond has been such a blessing. Click the #ShaneStrong logo to read more.

Senior Spotlight



#46 Matt Kunk plays defensive end and running back. Standing 5'11" and weighing in at 180lbs, the son of Luke Kunk and Stephanie Thomas has as his goal the winning of an MAC title.



#50 Braden Obringer, the son of Chris and June also want to win a MAC title. Playing on the line on both sides of the line of scrimmage, he stands 6'2" and weighs 240lbs.

D6 Region 24 Standings

- 1 Coldwater (5-0)
- 2 Lima Central Catholic (5-0)
- 3t Mechanicsburg (5-0)
- 3t Marion Local (5-0)
- 5 Deer Park (5-0)
- 6 Spencerville (4-1)
- 7 Troy Christian (4-1)
- 8 Perry (4-1)
- 9 St Henry (4-1)
- 10 Bethel (3-2)
- 11 Twin Valley South (3-2)
- 12 West Liberty-Salem (4-1)
- 13 Cincinnati Country Day (5-0)
- 14 Fort Recovery (2-3)
- 15 Tri-County North (3-2)
- 16 National Trail (3-2)
- 17 Dayton Christian (3-2)
- 18 Fayetteville (4-1)
- 19 Covington (2-3)
- 20 Parkway (1-4)



Coaches Corner

Coldwater is blessed to have one of the best coaching staff in Ohio High School football. A graduate of Coldwater, **Jason Hemmelgarn** attended BGSU and the University of Dayton. He is the Principal at Coldwater High School and while this limits his time on the practice field, on Friday nights he is in the press box helping strate-



Never Forget
Never Give In

Cavalier Football Weekly

Week 6 - 2018
By: Chris Cron

Final Scores

Batavia	00
Clinton-Massie	49
Ft. Recovery	42
Parkway	21
Marion Local	28
St. Henry	07
Minster	35
St. Johns	14
New Bremen	00
Coldwater	28
Van Wert	60
Kenton	33
Versailles	21
Anna	41

Next Week...

Clinton-Massie at W. Brown
Coldwater at St. Johns
Ft. Recovery at Anna
Kenton at Shawnee
Minster at St. Henry
Parkway at New Bremen
Versailles at Marion Local

St. Johns History

Series Record:	28-16-1
Last 10 Seasons:	7-3
Otten's Record:	6-2
Last Year:	12-7 L
Current Streak:	1 L
Largest Victory:	50-0 '87
Largest Defeat:	57-16 '89

MAC Standings

MAC	All
Coldwater	4-0 6-0
Marion Local	4-0 6-0
Minster	3-1 5-1
Anna	3-1 4-2
St. Henry	2-2 4-2
Ft. Recovery	1-3 3-3
New Bremen	1-3 3-3
Versailles	1-3 2-4
Parkway	1-3 1-5
St. Johns	0-4 1-5
Kenton (3-3), Clinton-Massie (5-1)	



New Bremen Game Summary

	1st	2nd	3rd	4th	Final
Coldwater (6-0)	07	08	06	07	28
New Bremen (3-3)	00	00	00	00	00

Qtr	Scoring Play	CW	NB
1	Ben Wenning 3 yd run - Blake Dippold kick good - 13 Plays, 87 Yards	7	00
2	Cole Frilling 5 yd pass from Jake Hemmelgarn - Pass to Ben Wenning - 8 Plays, 52 Yards	15	00
3	Noah Miller 5 yd pass from Jake Hemmelgarn - Blake Dippold kick failed - 9 Plays, 73 Yards	21	00
4	Payton Goodwin 8 yd pass from Myles Blasingame - Blake Dippold kick good - 8 Plays, 56 Yards	28	00

Blake Dippold's missed point after touchdown in the third quarter broke a string of 53 consecutive PATs. This puts Blake in second place behind Mario de la Rosa's records of 56 in the Coldwater Football Record book. Congratulations to Blake and also to long snapper Ryan Leugers and holder Jake Hemmelgarn for their part in this impressive streak.

Statistical Leaders (Season to Date)

Rushing	At-Yd-TD	Passing	At-Cp-Yd-TD-Int	Tackles	Tot-Sac
Jake Hemmelgarn	72-256-0	Jake Hemmelgarn	155-118-1490-20-4	Myles Blasingame	55-0
Mitch Niekamp	46-255-6			Paul Buschur	49-0
Ben Wenning	44-222-2	<u>Receiving</u>	<u>Cat-Yd-TD</u>	Mitch Niekamp	42-2
Myles Blasingame	7-50-0	Cole Frilling	31-404-8	Alex May	39-1
Cole Frilling	2-21-0	Ben Wenning	23-312-3	Reece Thomas	37-0
Nathan Grieshop	6-21-0	Noah Miller	19-207-3	Ben Wenning	34-0
Ross Weigel	2-11-0	Mitch Niekamp	12-197-3	Justin Schwieterman	32-0
Alex Knapke	1-10-0	Will Broering	19-192-1	Ryan Leugers	31-3
Alex May	2-6-0	Alex May	8-87-0	Ross Weigel	27-0
Shane Homan	1-1-0	Jacob Wenning	3-54-2	Josh Hrycko	22-2
Zack McKibben	1--5-0	Ross Weigel	3-37-0	Evan Dysert	20-1
		Payton Goodwin	1-8-1	Matt Kunk	20-1



Good news this week as Shane Homan returned from his time as a patient at Miami Valley Hospital. Shane suffered a spinal cord contusion in the Week 2 JV contest. Shane was also on the sidelines during the first half of the New Bremen game. It was good to see him there. Support from the Coldwater community, the MAC and beyond has been such a blessing. Click the #ShaneStrong logo to read more.



Senior Spotlight

#60 Nile Najmi is the son of Theresa and Rashid (who is deceased). He plays on both sides of line and stands 5'8" and 220 lbs. One of his goals this year was to beat Clinton-Massie. Done. Still to be accomplished, winning the MAC.



#62 Reece Thomas is a middle linebacker who stands 5'9" 165 pounds. His goals are to have a successful athletic and academic senior year. Reece' parents are Carl and Kelli.

D6 Region 24 Standings

- 1 Coldwater (6-0)
- 2 Mechanicsburg (6-0)
- 3 Lima Central Catholic (6-0)
- 4 Marion Local (6-0)
- 5 Deer Park (5-1)
- 6 Troy Christian (5-1)
- 7 Perry (5-1)
- 8 Spencerville (4-2)
- 9 Bethel (4-2)
- 10 Tri-County North (4-2)
- 11 Cincinnati Country Day (6-0)
- 12 Fort Recovery (3-3)
- 13 St Henry (4-2)
- 14 Covington (3-3)
- 15 Twin Valley South (3-3)
- 16 West Liberty-Salem (4-2)
- 17 National Trail (3-3)
- 18 Dayton Christian (3-2)
- 19 Fayetteville (4-2)
- 20 Williamsburg (2-4)
- 21 Parkway (1-5)



Coaches Corner

Coldwater is blessed to have one of the best coaching staffs in Ohio High School football. One of the newer members is **Mark Bruns**. He is a graduate of Coldwater High School and the University of Dayton. In his 6th season Coach Bruns successfully replaced former defensive coordinator Tim Hoying who set the standard for defensive performance at Coldwater High School. He teaches World History at the high school.



Never Forget
Never Give In

Cavalier Football Weekly

Week 7 - 2018
By: Chris Cron

Final Scores

Clinton-Massie	63
Western Brown	00
Coldwater	41
St. Johns	00
Ft. Recovery	34
Anna	39
Kenton	38
Shawnee	35
Minster	14
St. Henry	34
Parkway	13
New Bremen	33
Versailles	14
Marion Local	49

Next Week...

- Anna at Coldwater
- Marion Local at Minster
- New Bremen at Versailles
- St. Henry at Ft. Recovery
- St. Johns at Parkway
- Kenton at Ottawa-Glandorf
- Goshen at Clinton-Massie

Anna History

Series Record:	14-1
Last 10 Seasons:	9-1
Otten's Record:	8-1
Last Year:	28-21 W
Current Streak:	8 W
Largest Victory:	43-7 '13
Largest Defeat:	38-28 '10

MAC Standings

	MAC	All
Coldwater	5-0	7-0
Marion Local	5-0	7-0
Anna	4-1	5-2
Minster	3-2	5-2
St. Henry	3-2	5-2
New Bremen	2-3	4-3
Ft. Recovery	1-4	3-4
Versailles	1-4	2-5
Parkway	1-4	1-6
St. Johns	0-5	1-6




St. Johns Game Summary

	1st	2nd	3rd	4th	Final
Coldwater (7-0)	14	13	14	0	41
St. Johns (1-6)	00	00	00	00	00

Qtr	Scoring Play	CW	DSJ
1	Mitch Niekamp 4 yd run - Brady Klingshirn kick good - 1 Plays, 4 Yards	7	0
1	Ben Wenning 27 yd run - Brady Klingshirn kick good - 6 Plays, 32 Yards	14	0
2	Mitch Niekamp 8 yd run - Brady Klingshirn kick good - 5 Plays, 39 Yards	21	0
2	Mitch Niekamp 72 yd fumble return - Brady Klingshirn kick failed - 1 Plays, 72 Yards	27	0
3	Jake Hemmelgarn 7 yd run - Brady Klingshirn kick good - 8 Plays, 70 Yards	34	0
3	Alex May 3 yd run - Brady Klingshirn kick good - 5 Plays, 44 Yards	41	0

Statistical Leaders (Season to Date)

Rushing	At-Yd-TD	Passing	At-Cp-Yd-TD-Int	Tackles	Tot-Sac
Jake Hemmelgarn	80-287-1	Jake Hemmelgarn	171-127-1614-20-6	Myles Blasingame	65-0
Mitch Niekamp	51-286-8			Paul Buschur	53-0
Ben Wenning	48-279-3	Receiving	Cat-Yd-TD	Mitch Niekamp	49-2
Myles Blasingame	8-61-0	Cole Frilling	32-414-8	Alex May	45-1
Cole Frilling	4-43-1	Ben Wenning	25-347-3	Reece Thomas	40-1
Nathan Grieshop	10-29-0	Noah Miller	20-213-3	Justin Schwieterman	36-0
Alex May	3-15-0	Will Broering	21-212-1	Ben Wenning	35-0
Ross Weigel	3-11-0	Mitch Niekamp	13-208-3	Ryan Leugers	32-3
Alex Knapke	1-10-0	Alex May	9-102-0	Ross Weigel	30-0
Shane Homan	1-1-0	Jacob Wenning	3-54-2	Josh Hrycko	29-4
Zack McKibben	2-0-0	Ross Weigel	3-37-0	Russell Klosterman	27-1
		Justin Schwieterman	1-27-0	Matt Kunk	26-1
		Payton Goodwin	1-8-1		



Coldwater has had six all state quarterbacks how many can you name? Bonus: Four of those quarterbacks were named All Ohio Player of the Year. Which ones? Double Bonus: One of them was name Player of the Year twice. Name him. Check in next week for the answers.



Senior Spotlight



#64 Evan Dysert plays tackle on both sides of the line. He is 5'10" and 190lbs. The son of Brian and Teresa, his goals this year is to go undefeated, win the Win MAC and State titles.



#68 Ryan Leugers is the son of Dennis and Jill. He is a defensive end and a offensive guard. He also is our long snapper. He stands 5'11" and weighs 180 pounds.

D6 Region 24 Standings

- 1 Coldwater (7-0)
- 2 Marion Local (7-0)
- 3 Lima Central Catholic (7-0)
- 4 Mechanicsburg (6-1)
- 5 Spencerville (5-2)
- 6 Deer Park (6-1)
- 7 Troy Christian (6-1)
- 8 St Henry (5-2)
- 9 Perry (6-1)
- 10 Covington (4-3)
- 11 Cincinnati Country Day (6-0) *
- 12 Bethel (4-3)
- 13 Tri-County North (5-2)
- 14 West Liberty-Salem (5-2)
- 15 Twin Valley South (4-3)
- 16 Fort Recovery (3-4)
- 17 Dayton Christian (5-2)
- 18 Fayetteville (5-2)
- 19 National Trail (3-4)
- 20 St Bernard-Elmwood Place (2-5)
- 21 Williamsburg (2-5)
- 22 Parkway (1-6)

*Cincinnati Country Day has been declared playoff ineligible by the OHSAA



Coaches Corner

Coldwater is blessed to have one of the best coaching staffs in Ohio High School football. Six of the eight coaches played football for Coldwater including Coach **Dan Kanney**. He is a graduate of Coldwater High School and The Ohio State University. His focus is coaching the defensive backs and wide receivers and he mans a spot in the coaches box on game nights. His father Jerry was also a coach at Coldwater. This is Coach Kanney's 6th season at Coldwater.



Never Forget
Never Give In

Cavalier Football Weekly

Week 8 - 2018
By: Chris Cron

Final Scores

Anna	21
Coldwater	20
Marion Local	07
Minster	06
New Bremen	14
Versailles	07
St. Henry	20
Ft. Recovery	00
St. Johns	27
Parkway	22
Goshen	02
Clinton-Massie	21
Kenton	00
Ottawa-Glandorf	31

Next Week...

Coldwater at St. Henry
Ft. Recovery at Marion Local
Minster at Versailles
Parkway at Anna
St. Johns at New Bremen
Massie at New Richmond
Elida at Kenton

St. Henry History

Series Record:	35-10-1
Last 10 Seasons:	10-0
Otten's Record:	8-0
Last Year:	13-10 W
Current Streak:	22 W
Largest Victory:	56-0 '01
Largest Defeat:	60-20 '89

MAC Standings

	MAC	All
Marion Local	6-0	8-0
Coldwater	5-1	7-1
Anna	5-1	6-2
St. Henry	4-2	6-2
Minster	3-3	5-3
New Bremen	3-3	5-3
Ft. Recovery	1-5	3-5
St. Johns	1-5	2-6
Versailles	1-5	2-6
Parkway	1-5	1-7
Clinton-Massie (7-1)		Kenton (4-4)



Anna Game Summary

	1st	2nd	3rd	4th	Final
Coldwater (7-1)	00	07	00	13	20
Anna (6-2)	07	00	00	14	21

Qtr Scoring Play

Qtr	Scoring Play	CW	AN
1	Bart Bixler 7 yd run - Kam Steward kick good - 6 Plays, 72 Yards	0	7
2	Cole Frilling 7 yd pass from Jake Hemmelgarn - Blake Dippold kick good - 6 Plays, 46 Yards	7	7
4	Mitch Niekamp 78 yd run - Blake Dippold kick failed - 1 Plays, 22 Yards	13	7
4	Bart Bixler 24 yd run - Run failed - 2 Plays, 27 Yards	13	13
4	Mitch Niekamp 14 yd run - Blake Dippold kick good - 8 Plays, 71 Yards	20	13
4	Isaac Lininger 20 yd pass from Bart Bixler - Pass Completed - 8 Plays, 74 Yards	20	21

Statistical Leaders (Season to Date)

Rushing	At-Yd-TD	Passing	At-Cp-Yd-TD-Int	Tackles	Tot-Sac
Mitch Niekamp	66-432-10	Jake Hemmelgarn	194-137-1711-21-7	Myles Blasingame	78-0
Jake Hemmelgarn	88-331-1			Mitch Niekamp	60-2
Ben Wenning	53-303-3	<u>Receiving</u>	<u>Cat-Yd-TD</u>	Paul Buschur	58-0
Cole Frilling	4-63-0	Cole Frilling	37-470-9	Alex May	49-1
Myles Blasingame	8-61-0	Ben Wenning	25-347-3	Ben Wenning	46-0
Nathan Grieshop	10-29-0	Mitch Niekamp	15-223-3	Reece Thomas	42-1
Alex May	4-18-1	Will Broering	21-212-1	Justin Schwieterman	40-0
Ross Weigel	3-11-0	Noah Miller	21-212-3	AJ Kunk	38-0
Alex Knapke	1-10-0	Alex May	9-102-0	Russell Klosterman	38-1
Shane Homan	1-1-0	Jacob Wenning	5-81-2	Ryan Leugers	37-3
Zack McKibben	2-0-0	Ross Weigel	3-37-0	Ross Weigel	37-0
		Justin Schwieterman	1-27-0	Josh Hrycko	34-4
		Payton Goodwin	1-8-1		



The answers to last weeks Do You Know segment about Coldwater's all state quarterbacks. Steve Berger (05), Keith Wenning (09), Austin Bruns (12), Brody Hoying (13 & 14), Jack Hemmelgarn (15) and Dylan Thobe (16) are Coldwater class of all state performers at quarterback. Wenning, Bruns, Hoying and Hemmelgarn were named player of the year. From 2012 thru 2016 a Coldwater quarterback was named player of the year with Brody Hoying winning it twice.

PressPros Magazine



Be sure to check out PressPros First Person interview featuring Coach Otten and QB Jake Hemmelgarn. Just click the picture to view it.

Senior Spotlight



#69 TJ Burrows plays defensive end. The son of Tim and Brenda stands 6'0" and weights 170. He is a fine student whose goal is to graduate with a 4.0 GPA



#70 Drew Waite is a 6'1" 210 pound offensive guard and defensive end. His goals are to win the MAC and state titles. He is the son of Jack and Terese.

D6 Region 24 Standings

Only teams that remain playoff eligible are listed

- 1 Marion Local (8-0)
- 2 Mechanicsburg (7-1)
- 3 Coldwater (7-1)
- 4 Lima Central Catholic (7-0)
- 5 St Henry (6-2)
- 6 Spencerville (6-2)
- 7 Troy Christian (7-1)
- 8 Tri-County North (6-2)
- 9 Deer Park (6-2)
- 10 West Liberty-Salem (6-2)
- 11 Covington (5-3)
- 12 Cincinnati Country Day (6-0) *
- 13 Perry (6-2)
- 14 Bethel (4-4)
- 15 Dayton Christian (6-2)
- 16 Fort Recovery (3-5)
- 17 Twin Valley South (4-4)
- 18 National Trail (4-4)
- 19 Williamsburg (3-5)

*Cincinnati Country Day has been declared playoff ineligible by the OHSAA



Coaches Corner

Coldwater is blessed to have one of the best coaching staffs in Ohio High School football. Six of the eight coaches played football for Coldwater including Coach **Cory Klenke** is a graduate of Coldwater High School and Miami of Ohio. He was the quarterback for the 2007 State Championship Coldwater Cavaliers. This is his 6th season coaching at Coldwater working with quarterbacks and defensive backs. He is a Algebra and Geometry teacher.



Never Forget
Never Give In

Cavalier Football Weekly

Week 9 - 2018
By: Chris Cron

Final Scores

Coldwater	10
St. Henry	28
Ft. Recovery	14
Marion Local	50
Minster	32
Versailles	00
Parkway	13
Anna	51
St. Johns	36
New Bremen	14
Clinton-Massie	21
New Richmond	07
Elida	35
Kenton	67

Next Week...

Anna at St. Johns
Marion Local at Coldwater
New Bremen at Minster
St. Henry at Parkway
Versailles at Ft. Recovery
Kenton at Bath
Wilmington at Clinton-Massie

Marion Local History

Series Record:	34-27-4
Last 10 Seasons:	6-4
Otten's Record:	4-4
Last Year:	7-13 L
Current Streak:	1 L
Largest Victory:	50-0 '60
Largest Defeat:	47-14 '13

MAC Standings

	MAC	All
Marion Local	7-0	9-0
Anna	6-1	7-2
Coldwater	5-2	7-2
St. Henry	5-2	7-2
Minster	4-3	6-3
New Bremen	3-4	5-4
St. Johns	2-5	3-6
Ft. Recovery	1-6	3-6
Versailles	1-6	2-7
Parkway	1-6	1-8
Kenton (5-4), Clinton-Massie (8-1)		



St. Henry Game Summary

	1st	2nd	3rd	4th	Final
Coldwater (7-2)	03	07	00	00	10
St. Henry (7-2)	07	07	07	07	28

Qtr	Scoring Play	CW	SH
1	Zach Niekamp 45 yd run - Ethan Thieman kick good - 5 Plays, 61 Yards	0	7
1	Blake Dippold 21 yd field goal - - 7 Plays, 27 Yards	3	7
2	Jacob Wenning 10 yd pass from Jake Hemmelgarn - Dippold kick good - 12 Plays, 60 Yards	10	7
2	Zach Niekamp 2 yd run - Ethan Thieman kick good - 7 Plays, 63 Yards	10	14
3	Zach Niekamp 28 yd run - Ethan Thieman kick good - 5 Plays, 45 Yards	10	21
4	Zach Niekamp 4 yd run - Ethan Thieman kick good - 4 Plays, 36 Yards	10	28

Statistical Leaders (Season to Date)

Rushing	At-Yd-TD	Passing	At-Cp-Yd-TD-Int	Tackles	Tot-Sac
Mitch Niekamp	78-478-10	Jake Hemmelgarn	220-153-1826-22-7	Myles Blasingame	78-0
Jake Hemmelgarn	102-351-1			Mitch Niekamp	60-2
Ben Wenning	56-315-3	Receiving	Cat-Yd-TD	Paul Buschur	58-0
Cole Frilling	4-63-0	Cole Frilling	43-527-9	Alex May	49-1
Myles Blasingame	8-61-0	Ben Wenning	28-369-3	Ben Wenning	46-0
Nathan Grieshop	10-29-0	Mitch Niekamp	15-223-3	Reece Thomas	42-1
Alex May	4-18-1	Noah Miller	23-222-3	Justin Schwieterman	40-0
Ross Weigel	3-11-0	Will Broering	21-212-1	AJ Kunk	38-0
Alex Knapke	1-10-0	Jacob Wenning	10-107-3	Russell Klosterman	38-1
Shane Homan	1-1-0	Alex May	9-102-0	Ryan Leugers	37-3
Zack McKibben	2-0-0	Ross Weigel	3-37-0	Ross Weigel	37-0
		Justin Schwieterman	1-27-0	Josh Hrycko	34-4
		Payton Goodwin	1-8-1		



A Tip of the Hat to Coldwater super-fan and WCSM broadcaster Matt Bruns who in response to our trivia question noted that Kyle Hoyng was also a former Cavalier quarterback who was named All-State and player of the year following the 2000 season. Thanks Matt.



Senior Spotlight



#72 AJ Kunk is an offensive lineman and nose tackle. At 5'11" and 230 pounds he is the son of Randy and Karla. AJ goal this season is to win the MAC



#76 Brett Butler plays guard on offense and tackle on defense. He stands 6'3" and weighs in at 225 pounds. The son of Trent and Beth says his goal is simply to do his best.

D6 Region 24 Standings

- 1 Lima Central Catholic (8-0)
- 2 Marion Local (9-0)
- 3 Mechanicsburg (8-1)
- 4 Coldwater (7-2)
- 5 St Henry (7-2)
- 6 Spencerville (7-2)
- 7 Covington (6-3)
- 8 Troy Christian (7-2)
- 9 Tri-County North (6-3)
- 10 West Liberty-Salem (6-3)
- 11 Deer Park (6-3)
- 12 Perry (6-3)
- 13 Bethel (5-4)
- 14 Dayton Christian (7-2)

LCC, Marion Local, 'Burg and Coldwater have clinched a home game according to Joe Eitel. St. Henry will play in week 11. Everyone else is eligible for positions 6-8. It all depends on how week 10 shakes out.



Coaches Corner

Coldwater is blessed to have one of the best coaching staffs in Ohio High School football. Six of the eight coaches played football for Coldwater including Coach Joe Huwer who is a graduate of Coldwater High School and attended Bowling Green State University. This is his 3rd season at Coldwater after coaching eight years at Sidney and New Bremen. He is an Intervention Specialist at Coldwater Junior High.



Never Forget
Never Give In

Cavalier Football Weekly

Week 10 - 2018
By: Chris Cron

Week 10 Final Scores

Anna	39
St. Johns	14
Marion Local	20
Coldwater	26
New Bremen	15
Minster	25
St. Henry	43
Parkway	08
Versailles	14
Ft. Recovery	33
Kenton	41
Bath	13
Wilmington	00
Clinton-Massie	49

MAC in Week 11

Division 6 - Region 24

Deer Park @ Coldwater
Spencerville @ Marion Local
St Henry @ Mechanicsburg

Division 5 - Region 18

Anna @ Elyria Catholic

Division 7 - Region 28

Riverside @ Minster

Final MAC Standings

	MAC	All
Marion Local	7-1	9-1
Anna	7-1	8-2
Coldwater	6-2	8-2
St. Henry	6-2	8-2
Minster	5-3	7-3
New Bremen	3-5	5-5
Ft. Recovery	2-6	4-6
St. Johns	2-6	3-7
Versailles	1-7	2-8
Parkway	1-7	1-9
Kenton (6-4), Clinton-Massie (9-1)		

Final Region 24 Standings

1 Coldwater	(8-2)
2 LCC	(8-1)
3 Marion Local	(9-1)
4 Mechanicsburg	(8-2)
5 St Henry	(8-2)
6 Spencerville	(8-2)
7 Covington	(7-3)
8 Deer Park	(7-3)



Marion Local Game Summary

	1st	2nd	3rd	4th	OT1	OT2	Final
Coldwater (8-2)	07	13	00	00	00	06	26
Marion (9-1)	00	00	07	13	00	00	20

Qtr Scoring Play

Qtr	Scoring Play	CW	ML
1	Ben Wenning 26 yd interception - Blake Dippold kick good - 1 Plays, 26 Yards	07	00
2	Blake Dippold 19 yd field goal - - 9 Plays, 59 Yards	10	00
2	Blake Dippold 22 yd field goal - - 9 Plays, 41 Yards	13	00
2	Jacob Wenning 7 yd pass from Jake Hemmelgarn - Blake Dippold kick good - 5 Plays, 33 Yards	20	00
3	John Tangeman 46 yd interception - Alex Klosterman kick good - 1 Plays, 46 Yards	20	07
4	Nolan Habodasz 1 yd run - Alex Klosterman kick failed - 9 Plays, 91 Yards	20	13
4	Nick Tangeman 11 yd pass from Nathan Bruns - Alex Klosterman kick good - 12 Plays, 57 Yards	20	20
OT2	Ben Wenning 1 yd run - - 3 Plays, 20 Yards	26	20

Statistical Leaders (Season to Date)

Rushing	At-Yd-TD	Passing	At-Cp-Yd-TD-Int	Tackles	Tot-Sac
Mitch Niekamp	94-520-10	Jake Hemmelgarn	261-173-1975-23-9	Myles Blasingame	100-0
Ben Wenning	67-365-4			Mitch Niekamp	85-2
Jake Hemmelgarn	107-355-1	Receiving	Cat-Yd-TD	Paul Buschur	73-0
Cole Frilling	4-63-0	Cole Frilling	49-585-9	Ben Wenning	66-0
Myles Blasingame	8-61-0	Ben Wenning	35-416-3	Alex May	59-1
Nathan Grieshop	10-29-0	Mitch Niekamp	20-250-3	Justin Schwieterman	58-0
Alex May	4-18-1	Noah Miller	23-222-3	Reece Thomas	52-2
Ross Weigel	3-11-0	Will Broering	21-212-1	AJ Kunk	50-0
Alex Knapke	1-10-0	Jacob Wenning	12-124-4	Russell Klosterman	49-1
Shane Homan	1-1-0	Alex May	9-102-0	Ross Weigel	44-0
Zack McKibben	2-0-0	Ross Weigel	3-37-0	Ryan Leugers	44-3
		Justin Schwieterman	1-27-0	Josh Hrycko	42-4
		Payton Goodwin	1-8-1		


Coldwater 8-2

Opponent	Div	Result	Score
Kenton (6-4)	[4]	W	52-27
Clinton-Massie (9-1)	[4]	W	31-28
Versailles (2-8)	[5]	W	35-07
Minster (7-3)	[7]	W	31-20
Fort Recovery (4-6)	[6]	W	35-31
New Bremen (6-4)	[7]	W	28-00
St John's (2-8)	[7]	W	41-00
Anna (8-2)	[5]	L	20-21
St Henry (8-2)	[6]	L	10-28
Marion Local (9-1)	[6]	W	26-20

Deer Park 7-3

Opponent	Div	Result	Score
Hughes (4-6)	[3]	W	36-14
Montessori (3-7)	[5]	W	28-00
New Miami (6-4)	[7]	W	31-00
Reading (4-6)	[5]	W	43-39
Taylor (2-8)	[4]	W	23-20
Wyoming (10-0)	[4]	L	07-44
Finneytown (2-8)	[5]	W	42-00
Madeira (7-3)	[5]	L	28-31
Indian Hill (8-2)	[4]	L	21-55
Mariemont (5-5)	[5]	W	14-07

Division 6 - Region 24 Bracket



Coaches Corner



Coldwater is blessed to have one of the best coaching staffs in Ohio High School football. **Keenan Leichty** is in his 3rd season on staff. He first came to Coldwater as a volunteer coach, wanting to learn how a winning program is put together. Today he coaches the running backs and inside linebackers while teaching Business at Southern Wells High School in Poneto, Indiana.





Never Forget
Never Give In

Cavalier Football Weekly

Week 11 - 2018
By: Chris Cron

Week 11 Final Scores

Deer Park	14
Coldwater	49
St. Henry	37
Mechanicsburg	07
Covington	18
LCC	40
Spencerville	07
Marion Local	55
Anna	35
Elyria Catholic	42
Riverside	06
Minster	51



Deer Park Game Summary

	1st	2nd	3rd	4th	Final
Coldwater (9-2)	14	21	7	7	49
Deer Park (7-4)	0	0	0	14	14

Qtr	Scoring Play	CW	DP
1	Mitch Niekamp 6 yd pass from Jake Hemmelgarn - Blake Dippold kick good - 5 Plays, 58 Yards	7	0
1	Noah Miller 10 yd pass from Jake Hemmelgarn - Blake Dippold kick good - 7 Plays, 70 Yards	14	0
2	Mitch Niekamp 20 yd pass from Jake Hemmelgarn - Blake Dippold kick good - 6 Plays, 55 Yards	21	0
2	Cole Frilling 15 yd pass from Jake Hemmelgarn - Blake Dippold kick good - 5 Plays, 40 Yards	28	0
2	Noah Miller 15 yd pass from Jake Hemmelgarn - Blake Dippold kick good - 5 Plays, 51 Yards	35	0
3	Alex May 2 yd run - Blake Dippold kick good - 7 Plays, 53 Yards	42	0
4	Dae'von Bryant 7 yd run - Eric Hamilton kick failed - 8 Plays, 74 Yards	42	6
4	Nathan Grieshop 11 yd run - Blake Dippold kick good - 4 Plays, 42 Yards	49	6
4	Dearis Thomas 27 yd pass from Deshaun McEntire - Joe Hocker run good - 6 Plays, 35 Yards	49	14

Week 12 Matchups

Division 6 Region 24

Coldwater	@	
St Henry	Sidney	
Marion Local	@	
LCC	Wapak	

Division 7 - Region 28

Minster	@	
Crestview	Wapak	

Cavs in the Playoffs

Total Appearances - 24

Consecutive (thru 2017) - 22
most for all schools (tied with St. Ignatius) and is the longest active streak

Regional Quarterfinals - 20-0

Regional Semifinals - 19-4

Regional Finals - 15-4

Regional record - 54-8

State Semifinals - 12-3

State Finals - 6-6

State record - 18-9

Overall Record - 72-17

Chip Otten's Record: 35-4

24 consecutive playoff wins ties Marion Local for the most all time. (neither streak is active)

When playing MAC schools, Coldwater is 4-2 all-time. St. Henry and Coldwater met once before in the 2009 playoffs. Coldwater won a 47-41 four overtime thriller at Harman Field in Wapak.



Statistical Leaders (Season to Date)

Rushing	At-Yd-TD	Passing	At-Cp-Yd-TD-Int	Tackles	Tot-Sac
Mitch Niekamp	98-530-10	Jake Hemmelgarn	284-187-2190-28-9	Myles Blasingame	100-0
Jake Hemmelgarn	111-381-1			Mitch Niekamp	85-2
Ben Wenning	67-365-4	Receiving	Cat-Yd-TD	Paul Buschur	73-0
Myles Blasingame	11-75-0	Cole Frilling	51-610-10	Ben Wenning	66-0
Nathan Grieshop	15-68-1	Ben Wenning	39-491-3	Alex May	59-1
Cole Frilling	4-63-0	Mitch Niekamp	24-304-5	Justin Schwieterman	58-0
Alex May	6-36-2	Noah Miller	27-283-5	Reece Thomas	52-2
Jacob Wenning	1-14-0	Will Broering	21-212-1	AJ Kunk	50-0
Ross Weigel	3-11-0	Jacob Wenning	12-124-4	Russell Klosterman	49-1
Alex Knapke	1-10-0	Alex May	9-102-0	Ross Weigel	44-0
Zack McKibben	3-10-0	Ross Weigel	3-37-0	Ryan Leugers	44-3
		Justin Schwieterman	1-27-0	Josh Hrycko	42-4
		Payton Goodwin	1-8-1		

The Backyard Battle 2018 - Round 2 at Sidney Memorial Stadium

Coldwater 9-2

Opponent	Div	Result	Score
Kenton (6-4)	[4]	W	52-27
Clinton-Massie (9-1)	[4]	W	31-28
Versailles (2-8)	[5]	W	35-07
Minster (7-3)	[7]	W	31-20
Fort Recovery (4-6)	[6]	W	35-31
New Bremen (6-4)	[7]	W	28-00
St John's (2-8)	[7]	W	41-00
Anna (8-2)	[5]	L	20-21
St Henry (8-2)	[6]	L	10-28
Marion Local (9-1)	[6]	W	26-20
Deer Park (7-4)	[6]	W	49-14

St. Henry 9-2

Opponent	Div	Result	Score
Covington (7-3)	[6]	W	22-00
Eaton (1-9)	[4]	W	62-00
St John's (2-8)	[7]	W	37-07
Anna (8-2)	[5]	L	27-28
New Bremen (6-4)	[7]	W	36-00
Marion Local (10-1)	[6]	L	07-28
Minster (7-3)	[7]	W	34-14
Fort Recovery (4-6)	[6]	W	20-00
Coldwater (9-2)	[6]	W	28-10
Parkway (1-9)	[6]	W	43-08
Mechanicsburg (8-3)	[6]	W	37-07



Coaches Corner

A 1978 graduate of Coldwater High School, Chip Otten played quarterback under his father, Head Coach Barney Otten. He played college football at Bowling Green State University. Later he served as a graduate assistant at BGSU as well as at Ball State and Indiana University.

His 31 years of coaching experience include Head Coach from 1995-2000 at Middletown where he compiled a 26-34 (43%) record. He also served as an assistant at Middletown from 1987-1994 and at Valley View in 2001. He returned to Coldwater as an assistant to John Reed in 2002.

2018 is Coach Otten's 9th as the Head Coach of the Cavaliers where his record is 110-19 over all and 62-11 in the MAC. He has won three MAC titles, 7 Regional and 4 State Titles in seven State Championship game appearances. Overall Coach Otten's records is 136-53.

Despite this stellar record of success Coach Otten has NEVER been named Ohio Coach of the Year.



Never Forget
Never Give In

Cavalier Football Weekly

Week 12 - 2018
By: Chris Cron

Week 12 Final Scores

Division 6 Region 24

Coldwater	20
St Henry	19
Marion Local	33
LCC	17

Division 7 - Region 28

Minster	14
Crestview	28

Only one MAC team will make it to the state playoffs in 2018

Week 13 Matchups

Division 6 Region 24

Coldwater
Marion Local

Cavs in the Playoffs

Total Appearances - 24

Consecutive (thru 2017) - 22
most for all schools (tied with St. Ignatius) and is the longest active streak

Regional Quarterfinals 20-0

Regional Semifinals 20-4

Regional Finals 15-4

Regional record 54-8

State Semifinals 12-3

State Finals 6-6

State record 18-9

Overall Record 73-17

Chip Otten's Record 36-4

24 consecutive playoff wins ties Marion Local for the most all time. (neither streak is active)

When playing MAC schools

Coldwater is 5-2 all-time. They meet Marion Local in the Regional Final for the second year in a row.

In 2017 the Flyers dominated the Cavs in Sidney 33-0 by allowing just 103 yards of total offense.

This is the 12th consecutive season that the Cavaliers will play for a regional title.



St. Henry Game Summary

	1st	2nd	3rd	4th	Final
Coldwater (10-2)	0	13	7	0	20
St. Henry (9-3)	0	6	7	6	19

Qtr	Scoring Play	CW	SH
2	Jake Hemmelgarn 4 yd run - Blake Dippold kick failed - 10 Plays, 80 Yards	6	0
2	Zach Niekamp 1 yd run - Ethan Thieman kick failed - 10 Plays, 64 Yards	6	6
2	Mitch Niekamp 3 yd run - Blake Dippold kick good - 10 Plays, 70 Yards	13	6
3	Zach Niekamp 15 yd run - Ethan Thieman kick good - 1 Plays, 15 Yards	13	13
3	Jacob Wenning 18 yd pass from Jake Hemmelgarn - Blake Dippold kick good - 7 Plays, 63 Yards	20	13
4	Zach Niekamp 2 yd run - Ethan Thieman kick failed - 6 Plays, 32 Yards	20	19

Statistical Leaders (Season to Date)

Rushing At-Yd-TD

Mitch Niekamp	123-689-12
Jake Hemmelgarn	119-406-2
Ben Wenning	74-391-4
Myles Blasingame	11-75-0
Nathan Grieshop	15-68-1
Cole Frilling	4-63-0
Alex May	6-36-2
Jacob Wenning	1-14-0
Ross Weigel	3-11-0
Alex Knapke	1-10-0
Zack McKibben	3-10-0
Shane Homan	1-1-0

Passing At-Cp-Yd-TD-Int

Jake Hemmelgarn	294-192-2243-29-11
-----------------	--------------------

Receiving Cat-Yd-TD

Cole Frilling	54-636-10
Ben Wenning	40-500-3
Mitch Niekamp	24-304-5
Noah Miller	27-283-5
Will Broering	21-212-1
Jacob Wenning	13-142-5
Alex May	9-102-0
Ross Weigel	3-37-0
Justin Schwieterman	1-27-0
Payton Goodwin	1-8-1

Tackles Tot-Sacks

Myles Blasingame	116-0
Mitch Niekamp	104-2
Ben Wenning	91-0
Paul Buschur	83-0
Russell Klosterman	72-1
Justin Schwieterman	69-0
Alex May	68-1
Reece Thomas	56-2
Ross Weigel	54-0
AJ Kunk	54-0
Josh Hrycko	53-4
Evans Dysert	48-2

Region 24 Championship Matchup

Coldwater 10-2

Opponent	Div	Result
Kenton (6-4)	[4]	W 52-27
Clinton-Massie (10-1)	[4]	W 31-28
Versailles (2-8)	[5]	W 35-07
Minster (8-3)	[7]	W 31-20
Fort Recovery (4-6)	[6]	W 35-31
New Bremen (6-4)	[7]	W 28-00
St John's (2-8)	[7]	W 41-00
Anna (8-3)	[5]	L 20-21
St Henry (9-3)	[6]	L 10-28
Marion Local (11-1)	[6]	W 26-20
Deer Park (7-4)	[6]	W 49-14
St Henry (9-3)	[6]	W 20-19

Marion Local 11-1

Opponent	Div	Result
Woodlan, IN (4-6)	[4]	W 42-00
Patrick Henry (7-4)	[7]	W 42-07
Parkway (1-9)	[6]	W 51-07
St John's (2-8)	[7]	W 53-07
Anna (8-3)	[5]	W 44-20
St Henry (9-3)	[6]	W 28-07
Versailles (2-8)	[5]	W 49-14
Minster (8-3)	[7]	W 07-06
Fort Recovery (4-6)	[6]	W 50-14
Coldwater (10-2)	[6]	L 20-26
Spencerville (8-3)	[6]	W 55-07
LCC (9-2)	[6]	W 33-17

Category	ML	CW
Offensive Average	40	32
Defensive Average	11	18
2018 Opponents Record	72-57	81-48
All-time Playoff Record	74-10	73-17



Never Forget
Never Give In

Cavalier Football Weekly

Week 13 - 2018
By: Chris Cron

Week 13 Final Scores

Division 6 Region 24

Coldwater	19
Marion Local	40

State Semifinals

Fort Frye (12-1)	18
Kirtland (14-0)	35
Seneca East (12-2)	06
Marion Local (13-1)	34

Congratulations to Marion Local as they advance to their eight consecutive state championship game. The Flyers will be seeking state title number 11 in football and team title number 131 for the MAC. Go Flyers!

Cavs in the Playoffs

Total Appearances - 24

Consecutive (thru 2017) - 22

most for all schools (tied with St. Ignatius) and is the longest active streak

Regional Quarterfinals 20-0

Regional Semifinals 20-4

Regional Finals 15-5

Regional record 54-8

State Semifinals 12-3

State Finals 6-6

State record 18-9

Overall Record 73-18

Chip Otten's Record 36-5

2019 Schedule

8-23	Kenton
8-30	@Mt. Healthy
9-6	Versailles
9-13	@Minster
9-20	Fort Recovery
9-27	@New Bremen
10-4	Delphos St. John
10-11	@Anna
10-18	St. Henry
10-25	@Marion



Marion Local Game Summary

	1st	2nd	3rd	4th	Final
Coldwater (10-3)	0	6	0	13	19
Marion (12-1)	21	0	6	13	40



Qtr	Scoring Play	CW	ML
1	Nick Tangeman 38 yd pass from Nathan Bruns - Alex Klosterman kick good - 3 Plays, 55 Yards	0	7
1	Nick Tangeman 19 yd pass from Nathan Bruns - Alex Klosterman kick good - 11 Plays, 65 Yards	0	14
1	Peyton Otte 45 yd pass from Nathan Bruns - Alex Klosterman kick good - 1 Plays, 45 Yards	0	21
2	Ben Wenning 7 yd pass from Jake Hemmelgarn - Blake Dippold kick failed - 8 Plays, 58 Yards	6	21
3	Nathan Bruns 14 yd run - Alex Klosterman kick failed - 4 Plays, 49 Yards	6	27
4	Noah Miller 5 yd pass from Jake Hemmelgarn - Blake Dippold kick good - 8 Plays, 73 Yards	13	27
4	Ben Wenning 1 yd run - Blake Dippold kick failed - 9 Plays, 42 Yards	19	27
4	Darrin Hays 2 yd run - Alex Klosterman kick failed - 4 Plays, 57 Yards	19	33
4	Brandon Fleck 16 yd run - Alex Klosterman kick good - 5 Plays, 52 Yards	19	40

The Coaches Corner

Seems like just last week I was helping out with a 7 on 7 versus Celina and all of a sudden the 2018 football season is over for the Cavaliers. This caps off my 16th season as a statistician for the Coldwater Football program, but this has been the final season for our "statistician emeritus" if you will, Coach Gary Mastin.

Gary and former Coldwater Head Coach John Reed first met at Montpelier High School where they began their high school teaching and coaching careers. Gary followed John to Parkway High School in 1973 but when John left for Marion Harding, Gary stayed behind to coach in Mercer and Auglaize Counties. When John came to Coldwater in 1995, one of his first calls was to Gary. By this time Gary had stopped coaching, but he offered to do anything else John need. So, for the first two seasons, Gary did scouting for the Cavaliers.

One Sunday afternoon Gary visited John at his home and found him sitting on his front porch trying to make sense of the game stats from Friday night. The hand written pages were pretty sloppy. Gary was very familiar with John's stat system and from that day on, Gary became Coldwater's chief statistician.

For the first couple of seasons, Gary was assisted by his daughter Allisa who did the spotting for him. When I joined the crew in 2003, I spotted for a few games then developed a way of doing the stats on a computer, basically mimicking the paper stats Gary keeps each week. Gary's stat boards are still looked at by the coaches immediately after a game. Rod Staugler who joined us in 2005 does play-by-play recording on paper which assist the coaches when reviewing game video. We have been assisted over the years by others who spot for us or help run the video recording system. This year we were assisted by Jon Yoder, and our sons Jonathon Cron and Nick Staugler. Jon Yoder also helped out for a few games.

But after 23 years, the man responsible for the opportunities each of us have enjoyed, will be stepping aside. Under Coach Mastin we have all learned more about football and the times we have spent together on Friday nights are more fun than a human being should be allowed to have.

Six state championships in 12 appearances, including a record 8 consecutive seasons from 2009-2016. Car rides before and after games, sharing memories and building lifelong friendships. Those three trips to Columbus for the state finals were the best ever.

We have met many of the regions finest media members from newspapers to radio and television. We have been in historic locker rooms in Massillon, Canton and Ohio Stadium.

We have crammed into press boxes that were more like chicken coops, climbed to the ice box over Paul Brown Stadium in Massillon (too darn many times) and enjoyed more luxurious facilities in Coldwater, Findlay, Canton and Ohio Stadium.

Gary has a nephew who plays football for Celina and for the next few years, you will find Gary and wife Chris following the Bulldogs on Friday nights. Gary, for us it all started with you. We will miss you on Friday nights. Best wishes and thank you for the opportunity to work with you all these years and share these experiences. God Bless.



Celebrating the 2015 State Championship in the Buckeyes locker room at Ohio Stadium. Left to right, Chris Cron, Jon Yoder, Rod Staugler, and Coach Gary Mastin.

Items of Interest

This yearbook is a culmination of items gathered during the season represented.

As with any work, errors are possible but unintentional.

Should you discover errors of consequence which would warrant correction please contact the author at chris.cron@thecrons.net.

Be sure to include the title of this document, the page number on which the error appears and a description of the error.

If the error is one of a factual nature, it would be appreciated if factual documentation were provided.