

Cavalier Football Yearbook 2019



Cavalier Senior Class



Ross Weigel



Jacob Overman



Shane Homan



Jake Hemmelgarn



Will Broering



Tyler Couchot



Nick Bailey



Josh Hrycko



Nathan Grieshop



Skyler Slone



Patrick Cupp



Russell Klosterman



Adam Diller



Adam Griesdorn



Caleb Spencer



Blake Dippold



Mitchel Homan



Noah Miller

Pigskin Preview

Eyes On Excellence



**Jake Hemmelgarn,
Coldwater**

**Gavin Thobe,
Fort Recovery**

**Brandon Fleck,
Marion Local**

**Jacob Niemeyer,
Minster**

**Cavaliers, Indians, Flyers, Wildcats among area teams
expected to contend for conference title, playoff berths**

MAC & WBL Football Schedules, pages 16-17

Cavaliers reload for another long run

By GARY R. RASBERRY
grasberry@dailystandard.com

COLDWATER — In 2017, Coldwater posted its lowest win total since the 1999 season with a record of 9-4.

The Cavaliers rebounded last year by going 10-3 with a loss to Marion Local in the Division VI regional final.

Chip Otten begins his 10th season as head coach of his alma mater with an experienced quarterback calling signals behind a veteran line.

What the Cavaliers have been working on is replacing the key receivers/defensive secondary that graduated last May.

"They've bought into the mindset about sharing spots," said Otten. "They've been good about showing up and practicing well."

Here are some keys for the Cavaliers this season:

HEMMY-POWERED — Senior Jake Hemmelgarn returns after earning first team All-MAC honors last season. Hemmelgarn passed for over 2,400 yards and 31 touchdowns in the Cav-Gun offense last

season.

"Jake had a good year last year, but he's better (this year)," said Otten. "He's grown about three inches. He's faster. He's still not really heavy, but that doesn't matter with what he's trying to do."

'MYLES' OF OPTIONS — Junior Myles Blasingame will likely be the heir apparent to Hemmelgarn next season, but don't be surprised if Otten puts both his quarterbacks on the field at the same time. Blasingame is listed as an athlete on offense, setting him up as a possible "Wildcat" quarterback with the threat to run or pass.

"He plays defense, but has also been playing at running back and can play any of our slot (receiver) spots," said Otten. "Nate Grieshop has had a great preseason at fullback, so we have those two at backs and playing defense."

CATCHERS IN THE RYE — Graduation hit the skill receiver-rusher spots on offense with Cole Frilling, Ben Wenning and Mitch Niekamp taking away a combined 1,549 yards and 19 touchdowns receiving with Niekamp and Ben Wenning also combining for 1,140 rushing yards and 18 touchdowns

Seniors Noah Miller (308 receiving yards, 6 TDs) and Will Broering (212 yards, 1 TD) do return to the lineup along with

classmate Ross Weigel. Speedy Zack McKibben also looks to start in the receiving corps

"Kibby has been great in the scrimmages. So quick," said Otten. "Noah has put on 15 pounds and grown two inches. He'll be at tight end. Will played a lot last year and Ethan Post was great as a freshman but didn't play last year due to a concussion. He came back."

LINED-UP — Four of the five offensive linemen return this season with center Patrick Cupp and tackles Adam Diller and Nolan Tobe. Guard Caleb Spencer returns as the Cavaliers look to fill the other guard spot.

"They're averaging about 215-220 pounds," said Otten. "We have some good backups there. Josh Kaup is a sophomore who is starting (at the other guard spot) right now."

RELOADING — The Cavaliers will have to fill several spots on defense with just four returning starters.

Key spots will be on the defensive line, which was hit hard by graduation, and at linebacker, where the Cavaliers will miss

Mitch Niekamp (103 tackles, 19 tackles for loss).

Russell Klosterman (81 tackles) and Josh Hrycko (53 tackles, four sacks) will anchor the linebacking corps.

Blasingame led the team in tackles with 122 last season as a safety.

"We feel we're better than last year," said Otten. "Some of the young guys have grown up."

KICKIN' IT OLD SCHOOL! — Senior Blake Dippold returns to handle kicking chores for the third straight season. Dippold was second-team All-Ohio at the kicker spot after converting 42 of 47 point-after attempts and six of eight field goals. His 111 career kicking points rank seventh on the school's all-time list.

'WHO' THEY PLAYING? — The Cavaliers filled their Week 2 non-conference spot with Mount Healthy from the Cincinnati-area. The Fighting Owls, playing in the Southwest Ohio Conference (SWOC), made the Division III playoffs last season with a 5-5 record, losing to Kettering Alter 14-12 in the opening round.



Otten



Cupp



Dippold

We're Blossoming With
Excitement for a
Successful Season!



Coldwater Flowers

Jerry & Theresa Jutte, Owners
101 W. Main St., Coldwater
419-678-2720
www.coldwaterflowers.com



The Peoples Bank Co.

www.pbcbank.com

GOOD LUCK CAVALIERS

1-866-PBC-BANK

Member FDIC - Equal Housing Lender



 Independent
Capital Management

THE RETIREMENT SPECIALISTS WITH
OVER 20 YEARS EXPERIENCE

- ✓ Asset Management
- ✓ Retirement Planning
- ✓ Retirement Income Planning
- ✓ College Funding
- ✓ Corporate and Small Business Retirement Plans

Securities and investment advisory services offered through FSC Securities Corporation (FSC), member FINRA/SIPC. FSC is separately owned and other entities and/or marketing names, products or services referenced here are independent of FSC.

120 Hillcrest Drive PO Box 165 Coldwater, OH 45828
P: 419.678.1800 800.792.6697 F: 419.678.1700 www.icminvest.com

 BRUNS
REALTY GROUP



Your Hometown
Team!


Good Luck Cavs!



Call... Alice Ahrens
419-733-0787
or
Emily Schlarman-Bubeck
937-564-0365

Roster

#	Name	Pos.	Gr.	Ht.	Wt.
1	Ross Weigel	SL/S	12	6-0	169
2	Zack McKibben	SL/DB	11	5-8	140
3	Zach Hamberg	WR/DB	11	6-0	161
4	Jacob Overman	WR/LB	12	5-10	172
5	Marcel Blasingame	QB/S/C	9	6-0	147
6	Ethan Post	WR/C	11	6-3	170
7	Myles Blasingame	ATH/S	11	6-2	183
8	Isaac Fullenkamp	RB/S	10	5-11	155
9	Shane Homan	RB/LB	12	5-10	155
10	Jake Hemmelgarn	QB/C	12	6-1	148
11	Adam Hrycko	QB/S	10	5-7	151
12	Justin Kaup	SL/S/K	9	5-11	149
13	Reece Dellinger	QB/S	10	6-0	172
14	Brady Klingshirn	SL/S	11	6-0	183
15	Blade Buschur	QB/DB	9	6-0	127
16	Jay Muhlenkamp	SL/C	11	6-2	166
17	Ethan Diller	WR/DB/LS	11	6-1	143
18	Will Broering	WR/S	12	6-4	175
19	Tanner Muhlenkamp	WR/C	10	5-11	156
20	Jack Broering	SL/S	9	5-9	130
21	Tyler Schwieterman	WR/S	10	6-4	170
22	Tyler Couchot	WR/S	12	6-2	163
23	Evan Harlamert	WR/C	9	5-5	97
24	Darin Schmitmeyer	RB/LB	10	5-8	165
25	Colin Weigel	WR/S	10	5-9	139
28	Nick Bailey	WR/S	12	6-0	179
29	Reece Mescher	WR/C	10	5-9	127
30	Justin Hartings	SL/LB	11	5-10	145
31	Josh Hrycko	TE/OLB	12	6-1	196
32	Kevin Fisher	TE/OLB	10	5-11	153
33	Sam Muhlenkamp	RB/LB	10	5-9	156
34	Seth Stewart	WR/S	9	5-7	127
35	Nathan Grieshop	RB/OLB	12	6-2	169
36	Shane Ontrop	RB/LB	9	5-11	164
37	Michael Chmielewski	WR/DB	9	5-7	122
38	Nathan Overman	WR/DB	9	5-5	123
40	Skyler Stone	WR/FB	12	5-9	145
41	Luke Sudhoff	RB/LB	9	5-9	171
42	Mateo Homan	RB/LB	10	5-2	137
43	Graden Sutton	RB/LB	9	5-8	147
44	Alex Knapke	RB/LB	11	5-10	176
46	Jack Schroer	WR/S	9	5-8	125
47	Peyton Stammen	WR/DB	9	5-7	125
50	Grant Heuing	OL/LB	10	5-8	150



50	Sam Obringer	C/LB	9	5-8	133
51	Patrick Cupp	C	12	5-11	232
52	Josh Kaup	OL/N	10	6-0	219
53	Troy Hess	OL/LB	11	5-9	173
54	Josh Welsch	OL/DE	10	6-0	157
55	Russell Klosterman	OL/LB	12	5-11	223
55	Isaac Schroer	OL/DE	9	5-10	141
56	Nolan Tobe	OL/DE	11	6-3	215
57	Adam Diller	OL/DE/LS	12	6-1	223
57	Nathan Cupp	OL/DT	9	5-9	147
58	Caleb Stammen	OL/DE	10	6-1	181

59	Landen Bulp	OL/DE	10	5-11	193
60	Tyler Timmerman	OL/OLB	9	5-7	119
61	Adam Griesdorn	OL/DE	12	6-0	159
62	Aden Fisher	OL/DE	9	5-9	175
63	Caleb Spencer	OL/DE	12	5-11	218
64	Will Fox	OL/DT	9	6-0	198
65	Blake Siefing	OL/N	11	5-11	205
66	Blake Dippold	OL/DT/K	12	5-11	216
67	Aaron Fortkamp	OL/DE	10	6-0	172
71	Luke Ontrop	OL/DT	11	6-1	196
72	Evan Homan	OL/DE	9	6-2	187
73	Hayden Kunk	OL/DE	9	6-1	164

74	Tyler Miller	OL/DT	10	5-8	171
74	Elijah Weaver	OL/DT	9	5-10	239
75	Braden Klosterman	OL/DT	9	5-10	192
76	Seth Meyer	OL/DT	10	5-8	188
77	Andrew Hicks	OL/DT	10	5-10	204
78	Connor Adams	OL/DT	11	6-2	205
79	Mitchel Homan	OL/DE	12	6-3	201
81	Mason Klosterman	WR/DB	9	5-7	107
82	John Muhlenkamp	WR/DB	9	5-11	132
84	Brandon Hammons	WR/LB	9	5-9	145
86	Noah Miller	TE/DE	12	6-5	222
88	Jesse Meyer	TE/DE	10	6-4	168



WATERFURNACE UNITS QUALIFY FOR A 30% FEDERAL TAX CREDIT*

THE MAGIC ISN'T ALWAYS on THE FIELD.

Football is here again! While you treasure your favorite team for the magic they create on the field, sometimes the real magic is hidden just out of sight. A WaterFurnace geothermal comfort system taps into the stored solar energy just below the surface of the earth to provide savings of up to 70% on heating, cooling, and hot water. Contact your local WaterFurnace dealer to learn how geothermal can be a game changer for your home.



Ray's
REFRIGERATION INC.
700 N Second Street, Coldwater, OH 45828
(419) 678-8711 • raysrefrigeration.com



waterfurnace.com/football
©2019 WaterFurnace is a registered trademark of WaterFurnace International, Inc.
*30% through 2019, 26% through 2020 and 22% through 2021

Good Luck Area Teams!
Go Cavs!



Seitz Electric Inc.
5695 Depweg Road
Celina, OH 45822-9575
419-925-5206
State License #29443

Mercer Co.
AWARDS & DESIGN
TROPHIES • PLAQUES • MEDALS • RIBBONS • GIFTS • LASER ENGRAVING • SUBLIMATION



GO CAVS 

... HAVE AN AWARD WINNING SEASON ...
419-678-4306 • MercerCoAwards.com

Preseason Media Guide



Coldwater Cavaliers

Media Guide 2019

Published: August 18, 2019



2018 Season Results: 10-3

@ Kenton	52-27
Clinton Massie	31-28
@ Versailles	35-07
Minster	31-20
@ Fort Recovery	35-31
New Bremen	28-00
@ Delphos St. John	41-00
Anna	20-21
@ St. Henry	10-28
Marion Local 2 OT	26-20

Regional Playoffs

Deer Park	49-14
St. Henry	20-19
Marion Local	19-40

2018 Standings

	MAC	OA
Marion Local	7-1	12-1
Anna	7-1	8-3
Coldwater	6-2	10-3
St. Henry	6-2	9-3
Minster	5-3	8-4
New Bremen	3-5	5-5
Ft. Recovery	2-6	4-6
St. Johns	2-6	3-7
Versailles	1-7	2-8
Parkway	1-7	1-9
Kenton (6-4), Clinton-Massie (10-2)		

2019 Schedule

Kenton [4:16]
@ Mount Healthy [3:12]
Versailles [5:20]
@ Minster [6:23]
Fort Recovery [6:23]
@ New Bremen [7:28]
St John's [7:28]
@ Anna [6:23]
St Henry [6:23]
@ Marion Local [7:28]

For even more Cavalier news, game photos, videos, stats and records checkout...

www.cavfootball.com
and

Preview of the 2019 season

For the 83rd season Friday nights in Coldwater belong to the Boys of Fall; those young men who put on helmets and shoulder pads and the coaches who together work through hot summer days and prepare to play the game they love.

It is another year and the more things change, thank goodness we still have high school football. And in MACland, they still play the game the way it should. With pride, grit and respect for the game and your opponent.

As Coldwater opens the 2019 season, things are looking up, even in the face of new challenges. Seven starters return on offense and four on defense. Not great numbers, but the players are a solid nucleus for Coach Chip Otten who begins his 10th season as the Head Coach of the Cavaliers.

Top Returning Performers

Senior Jake Hemmelgarn will man the QB position. He threw for over 2400 yards and 31 touchdowns last season.

The best athlete on the team, Junior Miles Blasingame, provided 122 tackles from his safety position. He will see increased opportunities in the Cavs wide open offense as he will see time at all the skill positions including quarterback.

Blake Dippold, Senior and a two time All-MAC first team selection at kicker will return to that position and will see significant playing time on the D-line.

Senior Ross Weigel will lead the defense after recording 60 tackles and 4 interceptions in 2018.

Big 6'4" Noah Miller a Senior who had 33 catches for 308 yards and 6 TDs will be the go-to-guy in 3 and long situations.

Will Broering (21 catches, 17 tackles), Russell Klosterman (81 tackles) and Josh Hrycho (53 tackles), all Seniors, will lead the defense in 2019.

On the offensive line Pat Cupp, Adam Diller, Nolan Tobe and Caleb Spencer are all back to open holes and protect the quarterback in the passing game.

Strengths and Weaknesses

Coach Otten lists the teams strongest assets as athleticism at the skill positions on both sides of the ball, kicking game continuity, and O-line depth as key strengths. Team speed and the kicking of Dippold will put the 'special' in special teams.

And two solid QB's in Hemmelgarn and sophomore Myles Blasingame will give the defense plenty to prepare for.

Otten's View

"With 78 players we feel like we have the pieces to compete for a

league title and a 23rd consecutive playoff berth. That said, we are counting on unproven newcomers to help navigate a difficult opening 2 weeks with non-league powerhouses Kenton and Mount Healthy."

Looking to Week 11

For the past two seasons, Marion Local sent Coldwater packing in the Regional Finals. Won't have to be concerned about that this season as the Flyers drop back into Division 7 and as Coach Goodwin is reported to have said, an early Christmas present from the OHSAA with a nearly certain trip to the state finals in Canton. Looking at the schools in D7 there is no doubt the Flyers are the team to beat.

The Cavaliers will look to compete in the playoffs for the 23rd consecutive season, the best streak in Ohio football. This season in Region 23 the Cavs are joined by fellow MACsters, Anna, Ft. Recovery, Minster, Parkway and St. Henry. Local powers LCC, and Spencerville are also in Region 23. So the road to the Region 23 title definitely runs through MACland.

Once again to all who will chase Friday Night Lights this season, be careful on the roads and in the stands, be a good fan and respect the game. Go Cavs!



The Midwest Athletic Conference

"Simply the best small school conference in the State of Ohio" - JIHUDDLE

128 State Championships (12 by teams before joining the conference), including 33 State Football Titles

About Coach Otten...



A graduate of Coldwater High School, Chip Otten played quarterback under his father, Head Coach Barney Otten. He played college football at Bowling Green State University. Later he served as a graduate assistant at BGSU as well as at Ball State and Indiana University.

His 32 years of coaching experience include Head Coach from 1995-2000 at Middletown where he compiled a 26-34 (43%) record. He also served as an assistant at Middletown from 1987-1994 and at Valley View in 2001. He returned to

Coldwater as an assistant to John Reed in 2002.

2019 is Coach Otten's 10th as the Head Coach of the Cavaliers where his record is 111-20. He has won three MAC titles, 7 Regional and 4 State Titles in seven State Championship game appearances. Overall Coach Otten's records is 137-54.

Contact Coach Otten at:

School: 419-678-4821

Home: 419-942-0008

Cell: 419-790-8623

Email: otten.chip@coldwatercavs.org

The Assistant Coaches...



Randy Wright is a graduate of Huron High School. He attended Ohio Northern and Bowling Green State University. He coaches the offensive and defensive tackles and in the classroom he teaches Biology and Physiology. This is his 34rd season at Coldwater.



Jason Hemmelgarn is a graduate of Coldwater High School and attended Bowling Green and the University of Dayton. He is the Principal at Coldwater High School and while this limits his time on the practice field, on Friday nights he is in the press box helping strategize on both sides of the ball. This is his 19th season at Coldwater.



Mark Bruns is a graduate of Coldwater High School and the University of Dayton. He is the defensive coordinator and also works with wide receivers. He teaches World History at Coldwater and this is his 7th season coaching the Cavaliers.



Dan Kanney is a graduate of Coldwater High School and The Ohio State University. He coaches the defensive backs and wide receivers. He is a Science teacher at New Bremen High School and this is his 6th season at Coldwater .

Cory Klenke is a graduate of Coldwater High School and Miami of Ohio. He was the quarterback for the 2007 State Championship Coldwater Cavaliers. This is his 7th season coaching at Coldwater working with quarterbacks and defensive backs. He is a Algebra and Geometry teacher.



Joe Huwer is a graduate of Coldwater High School and attended Bowling Green State University. This is his 4th season at Coldwater after coaching eight years at Sidney and New Bremen. He is an Intervention Specialist at Coldwater Junior High



Keenan Leichty is in his 4nd season on staff. He coaches the running backs and inside line-backers.



TRADITION

Five of our seven coaches are Coldwater High School graduates and played football for the Cavaliers.

EXPERIENCE

The coaching staff has over 133 years experience coaching high school football.

Roster for 2019

#	Name	H	W	G	Pos	Pronunciation	#	Name	H	W	G	Pos	Pronunciation
1	Ross Weigel	6'0	175	12	sl/s	why` gull	51	Patrick Cupp	5'11	235	12	c	cup
2	Zach Mckibben	5'8	150	11	sl/db	mc` kib en	52	Josh Kaup	5'10	205	10	ol/n	kowp`
3	Zach Hamberg	6'0	160	11	wr/db	ham` burg	53	Troy Hess	5'9	175	11	ol/lb	hes`
4	Jacob Overman	5'10	170	12	wr/lb	over` muh n	54	Josh Welsch	6'0	160	10	ol/de	well` sh
5	Marcel Blasingame	6'0	150	9	qb/s/c	bla` cin game	55	Russell Klosterman	5'11	225	12	ol/lb	clos` ter men
6	Ethan Post	6'3	170	11	wr/c	post`	56	Nolan Tobe	6'3	220	11	ol/de	toe` be
7	Myles Blasingame	6'2	185	11	ath/s	bla` cin game	57	Adam Diller	6'1	225	12	ol/de	deets`
8	Isaac Fullenkamp	5'11	155	10	rb/s	full` len camp	58	Caleb Stammen	6'1	180	10	ol/de	sta` muh n
9	Shane Homan	5'10	155	12	rb/lb	hoe men	59	Landen Bubp	5'11	190	10	ol/de	bup`
10	Jake Hemmelgarn	6'1	155	12	qb/c	hem` mel garn	60	Tyler Timmerman	5'7	125	9	ol/olb	tim` mer muh n
11	Adam Hrycko	5'7	155	10	qb/s	her` co	61	Adam Griesdorn	6'0	160	12	ol/de	grees` dorn
12	Justin Kaup	5'11	150	9	sl/s/k	kowp`	62	Aiden Fisher	5'9	175	9	ol/de	fish` er
13	Reece Dellinger	6'0	160	10	qb/s	dell` ing er	63	Caleb Spencer	5'11	220	12	ol/de	spen` sir
14	Brady Klingshirn	6'0	160	11	sl/s	cling` shern	64	Will Fox	6'0	200	9	ol/dt	fox`
15	Blade Buschur	6'0	150	9	qb/db	bush` or	65	Blake Siefing	5'11	205	11	ol/n	see` fring
16	Jay Muhlenkamp	6'2	160	11	sl/c	mul` len camp	66	Blake Dippold	5'11	215	12	ol/dt/k	dip` old
17	Ethan Diller	6'1	150	11	wr/db/lb	deets`	67	Aaron Fortkamp	6'0	175	10	ol/de	fort` camp
18	Will Broering	6'4	165	12	wr/s	broar` ing	71	Luke Ontrop	6'1	195	11	ol/dt	on` trop
19	Tanner Muhlenkamp	5'11	155	10	wr/c	mul` len camp	72	Evan Homan	6'2	190	9	ol/de	hoe men
20	Jack Broering	5'9	130	9	sl/s	broar` ing	73	Hayden Kunk	6'1	165	9	ol/de	kunk`
21	Tyler Schwieterman	6'4	160	10	wr/s	swee` ter men	74	Tyler Miller	5'9	175	10	ol/dt	mil` er
22	Tyler Couchot	6'2	160	12	wr/s	coo cho`	75	Braden Klosterman	5'10	195	9	ol/dt	clos` ter men
23	Evan Harlamert	5'6	115	9	wr/c	har` la mert	76	Seth Meyer	5'8	190	10	ol/dt	my` ers
24	Darrin Schmitmeyer	5'9	155	10	rb/lb	shhmit` meyer	77	Andrew Hicks	5'10	205	10	ol/dt	hicks`
25	Colin Weigel	5'9	145	10	wr/s	why` gull	78	Conner Adams	6'2	205	11	ol/dt	a` dumz
28	Nick Bailey	6'0	180	12	wr/s	bay` lee	79	Mitchell Homan	6'3	200	12	ol/de	hoe men
29	Rece Mescher	5'9	130	10	wr/c	mesh` er	81	Mason Klosterman	5'7	115	9	wr/db	clos` ter men
30	Justin Hartings	5'10	150	11	sl/lb	har` tings	82	John Muhlenkamp	5'11	130	9	wr/db	mul` len camp
31	Josh Hrycko	6'1	200	12	te/olb	her` co	84	Brandon Hammons	5'9	145	9	wr/lb	ham` ons
32	Kevin Fisher	6'0	155	10	te/olb	fish` er	86	Noah Miller	6'5	225	12	te/de	mil` er
33	Sam Muhlenkamp	5'9	155	10	rb/lb	mul` len camp	88	Jesse Meyer	6'4	170	10	te/de	my` ers
34	Seth Stewart	5'8	130	9	wr/s	stew` ert							
35	Nathan Grieshop	6'2	180	12	rb/olb	gree` shup							
36	Shane Ontrop	5'11	160	9	rb/lb	on` trop							
37	Michael Chmielewski	5'8	130	9	wr/db	che moh les` skee	Seniors		18				
38	Nathan Overman	5'5	130	9	wr/db	over` muh n	Juniors		14				
40	Skyler Slone	5'9	150	12	wr/fb	slown`	Sophomores		21				
41	Luke Sudhoff	5'9	175	9	rb/lb	sued` off	Freshman		22				
42	Mateo Homan	5'4	145	10	rb/lb	hoe men							
43	Grady Sutton	5'8	150	9	rb/lb	sut` ten							
44	Alex Knapke	6'0	175	11	rb/lb	ca nap` key							
46	Jack Shroer	5'8	130	9	wr/s	shray` er							
47	Peyton Stammen	5'7	130	9	wr/db	sta` muh n							
50	Gran Hueing	5'8	150	10	ol/lb	hew` ing							

Career Coaching Records

Coach	Years	Seasons	MAC				Overall					Titles			
			Games	Wins	Losses	Ties	Games	Wins	Losses	Ties	%	WBL	MAC	Reg	State
Bill Oberholzer	1936-46	11	0	0	0	0	83	47	30	6	57%				
William Knisley	1947-48	2	0	0	0	0	18	14	1	3	78%				
Paul Ponzuric	1948-70	22	0	0	0	0	205	109	88	8	53%	2			
Bill Menchhofer	1971-73	3	7	5	2	0	30	7	22	1	23%				
Barney Otten	1974-76	3	21	18	3	0	30	26	4	0	87%		2		
Gabby Wilker	1977-78, 88	3	18	9	8	1	30	15	14	1	50%		1		
Bob Sielski	1979-85	7	41	34	6	1	70	49	19	2	70%		5		
Tim Hoyng	1986-87, 90-94	7	42	21	21	0	70	33	37	0	47%		2		
Steve Carr	1989-90	2	6	2	4	0	11	3	8	0	27%		0		
John Reed	1995-2009	15	116	102	14	0	199	168	31	0	84%		6	8	2
Chip Otten	2010-	10	72	61	11	0	131	111	20	0	85%		3	7	4
Totals		85	323	252	69	2	877	582	274	21	66%	2	19	15	6

Football Titles

19 - Midwest Athletic Conference 1975, 1976, 1977, 1980, 1982, 1983, 1984, 1985, 1986, 1987, 2001, 2002, 2004, 2005, 2006, 2008, 2012, 2015, 2016

15 - OHSAA Regional Titles 1995, 1998, 2000, 2001, 2004, 2005, 2007, 2009, 2010, 2011, 2012, 2013, 2014, 2015, 2016

6 - OHSAA State Champs 2005, 2007, 2012, 2013, 2014, 2015

5 - #1 Associated Press Poll 2002, 2004, 2005, 2008, 2012



About Coldwater High School

Superintendent:	Jason Wood
Principal:	Jason Hemmelgarn
Athletic Director:	Eric Goodwin
Nickname:	Cavaliers
Colors:	Orange/Black
League:	Midwest Athletic Conference

Coldwater Football Records

RUSHING: YEAR-BY-YEAR LEADERS

Year	Name	Yards	Att	Avg	TD	Gm
2018	Mitch Niekamp	731	133	5.3	12	78
2017	Ben Wenning	639	129	5.3	11	13
2016	Dylan Thobe	1068	221	4.8	19	15
2015	Chris Post	969	144	6.7	19	15
2014	Brody Hoyng	1469	185	7.9	30	14
2013	Brody Hoyng	1860	216	8.6	33	15
2012	Austin Bruns	725	197	3.7	14	15
2011	Austin Bruns	761	209	3.6	7	15
2010	Aaron Rammel	613	125	4.9	12	15
2009	Keith Wenning	1012	193	5.2	12	15
2008	Tony Harlamert	503	119	4.2	16	13
2007	Tony Harlamert	782	128	6.1	28	15
2006	Tony Harlamert	749	150	5.0	10	12
2005	Ross Homan	1395	216	6.5	26	15
2004	Ross Homan	807	166	4.9	14	14
2003	Josh Fullenkamp	468	115	4.1	8	13
2002	Kevin Hoyng	1768	235	7.5	21	12
2001	Kevin Hoyng	1185	239	5.0	13	14
2000	Tyler Vogel	1457	241	6.0	21	15
1999	Tyler Vogel	431	62	7.0	9	15
1998	Adam Jutte	654	125	5.2	10	14
1997	Eli Grieshop	964	186	5.2	11	11
1996	Eli Grieshop	1031	191	5.4	8	10
1995	Shane Franzer	532	135	3.9	8	13

PASSING: YEAR-BY-YEAR LEADERS

Year	Name	Yards	CmpAtt	TD	Int	Pct	Gm
2018	Jake Hemmelgarn	2387	214-330	31	12	64.8	13
2017	Sam Broering	2162	172-287	18	10	59.9	13
2016	Dylan Thobe	2516	163-273	22	10	59.7	15
2015	Jack Hemmelgarn	3024	197-275	35	7	71.6	15
2014	Brody Hoyng	1725	108-175	21	6	61.7	13
2013	Brody Hoyng	1904	137-234	21	9	56.2	15
2012	Austin Bruns	3124	218-297	34	3	73.4	15
2011	Austin Bruns	2901	198-365	26	16	54.2	15
2010	Austin Bruns	2477	170-307	24	12	55.3	15
2009	Keith Wenning	3629	294-424	40	12	69.3	15
2008	Cory Klenke	2027	132-220	23	15	60.0	13
2007	Cory Klenke	2578	171-297	30	14	57.5	15
2006	Sam Slavik	2729	186-322	22	8	57.7	12
2005	Steve Borger	2651	166-241	29	3	68.8	15
2004	Steve Borger	2297	146-257	26	14	56.8	14
2003	Alex Hoyng	2460	177-318	25	13	53.6	13
2002	Kevin Hoyng	2180	148-237	18	13	62.4	12
2001	Kevin Hoyng	2666	165-311	22	9	53.0	14
2000	Kyle Hoyng	3155	221-365	29	9	60.5	15
1999	Kyle Hoyng	2297	172-328	17	12	52.4	13
1998	BJ Loughridge	2607	166-268	30	14	61.9	14
1997	BJ Loughridge	807	57-101	9	8	56.4	11
1996	Blair Walls	1196	74-160	14	8	46.2	10
1995	Shane Franzer	1479	108-207	19	9	52.1	13

RUSHING YARDS IN A GAME

Yards	Name	Game
1	302	Kevin Hoyng St. Henry 2002
2	253	Kevin Hoyng Minster 2002
3	236	Brody Hoyng West Jefferson 2013
4	236	Brody Hoyng Canton CC 2014
5	223	Brody Hoyng Eastwood 2013
6	215	Brody Hoyng Huron 2014
7	205	Tony Harlamert Kenton 2006
8	202	Eli Grieshop New Bremen 1996
9	202	Ross Homan Delphos St. John 2005
10	200	Brody Hoyng Kenton 2014

PASSING YARDS IN A GAME

Yards	Name	Game
1	448	Kevin Hoyng Kenton 2001
2	431	Cory Klenke Kettering Alter 2007
3	422	Sam Slavik Anna 2006
4	417	Kyle Hoyng Youngstown Ursuline 2000
5	407	Keith Wenning Youngstown Ursuline 2009
6	386	Sam Slavik Ostego 2006
7	355	Cory Klenke Dayton Oakwood 2008
8	353	Austin Bruns Miami East 2012
9	352	Austin Bruns Anna 2010
10	350	Keith Wenning St. Johns 2009

RUSHING YARDS IN A SEASON

Yards	Name	Year
1	1860	Brody Hoyng 2013
2	1768	Kevin Hoyng 2002
3	1469	Brody Hoyng 2014
4	1457	Tyler Vogel 2000
5	1395	Ross Homan 2005
6	1185	Kevin Hoyng 2001
7	1068	Dylan Thobe 2016
8	1031	Eli Grieshop 1996
9	1012	Keith Wenning 2009
10	969	Chris Post 2015

PASSING YARDS IN A SEASON

Yards	Name	Year
1	3629	Keith Wenning 2009
2	3155	Kyle Hoyng 2000
3	3124	Austin Bruns 2012
4	3024	Jack Hemmelgarn 2015
5	2901	Austin Bruns 2011
6	2729	Sam Slavik 2006
7	2666	Kevin Hoyng 2001
8	2651	Steve Borger 2005
9	2607	B.J. Loughridge 1999
10	2578	Cory Klenke 2007

RUSHING YARDS IN A CAREER

Yards	Name	Years
1	3435	Brody Hoyng 2011-2014
3	2961	Kevin Hoyng 1999-2002
3	2541	Ross Homan 2002-2005
4	2454	Eli Grieshop 1995-1997
5	2418	Tony Harlamert 2005-2008
6	2128	Tyler Vogel 1997-2000
7	1872	Chris Post 2012-2015
8	1747	Austin Bruns 2009-2012
9	1498	Keith Wenning 2006-2009
10	1282	Cory Klenke 2005-2008

PASSING YARDS IN A CAREER

Yards	Name	Years
1	8502	Austin Bruns 2009-2012
2	5502	Kyle Hoyng 1997-2000
3	4964	Steve Borger 2002-2005
4	4869	Kevin Hoyng 1999-2002
5	4772	Keith Wenning 2006-2009
6	4703	Cory Klenke 2005-2008
7	3882	Jack Hemmelgarn 2012-2015
8	3773	Brody Hoyng 2011-2014
9	3417	B.J. Loughridge 1995-1998
10	2834	Sam Slavik 2003-2006

Coldwater Football Records

INDIVIDUAL SCORING	Game	Season	Career
Points Scored	30 - Tyler Vogel - Kenton 2000	234 - Tony Harlamert - 2007	510 - Tony Harlamert 2005-2008
Touchdowns	5 - Tyler Vogel - Kenton 2000	39 - Tony Harlamert - 2007	85 - Tony Harlamert 2005-2008
Touchdowns Rushing	5 - Kevin Hoyng - Ft. Recovery 2002	33 - Brody Hoyng - 2013	64 - Brody Hoyng 2011-2014
Touchdowns Passing	7 - Cory Klenke - Kettering Alter 2007	40 - Keith Wenning - 2009	84 - Austin Bruns 2009-2012
Touchdowns Receiving	4 - Caleb Siefing - Versailles 2011	23 - Reese Klenke - 2010	33 - Reese Klenke 2007-2010
INDIVIDUAL RUSHING	Game	Season	Career
Total Yards	302 - Kevin Hoyng - St. Henry 2002	1860 - Brody Hoyng - 2013	3435 - Brody Hoyng 2011-2014
Consecutive 100 Yard Games	6 - Brody Hoyng - 2013/14		
INDIVIDUAL PASSING	Game	Season	Career
Total Yards	448 - Kevin Hoyng - Kenton 2001	3629 - Keith Wenning - 2009	8502 - Austin Bruns 2009-2012
INDIVIDUAL RECEIVING	Game	Season	Career
Total Receptions	14 - Adam Rammel - Y'town Ursuline 2009	105 - Reese Klenke - 2010	166 - Reese Klenke 2007-2010
Total Yards	227 - Reese Klenke - Parkway 2010	1750 - Reese Klenke - 2010	2584 - Reese Klenke 2007-2010
Consecutive Games w/Reception	40 - Tony Harlamert - 2006-08		
INDIVIDUAL DEFENSE	Game	Season	Career
Total Tackles	32 - Ross Homan - Versailles 2005	219 - Ross Homan - 2004	639 - Ross Homan 2002-2005
Total QB Sacks	6 - Brock Pleiman - Versailles 2008	17 - Andrew Siefing - 2016	22 - Ross Homan 2002-2005
Total Interceptions	3 - Shawn Uhlenhake - St. Johns 1999	11 - Brady Geier - 2005	19 - Cory Klenke 2005-2008
Career Punt Return TDs	3 - Kyle Schoenherr		
INDIVIDUAL KICKING	Game	Season	Career
Extra Points Made	10 - Trevor Stromblad - Parkway 2005	81 - Mario de la Rosa - 2007	194 - Mario de la Rosa 2005-2008
Field Goals Made	2 - Jeff Pax, Mario de la Rosa, Blake Dippold	9 - Jeff Pax - 2000	21 - Jeff Pax 1998-2001
Kick Points	11 - Mario de la Rosa - Kettering Alter 2007	93 - Mario de la Rosa - 2007	233 - Mario de la Rosa 2005-2008
Consecutive PATs	56 - Mario de la Rosa		
Longest Field Goal	48 - Troy Otten - Kenton 2011		
LONGEST SCORING PLAYS	COACHING		
Run from Scrimmage	99 - Ben Wenning - Ft. Recovery 2017	Most Wins in a Season	15 - John Reed '05, Chip Otten '12 & '15
Pass Reception	91 - Reese Klenke - Marion Local 2010	Most Wins in a Career	168 - John Reed
Interception Return	102 - Zach Siefing - Delphos St. John 2008	Highest Winning Percentage	87% - Barney Otten
Fumble Recovery	85 - Gaston Pleiman - Dublin Jerome 2005	MAC Wins in a Career	102 - John Reed
Kickoff Return	98 - Tony Harlamert - Marion Local 2008	Career Playoff Record	Chip Otten 36-5, John Reed 37-12
Punt Return	80 - Kevin Hoyng - Parkway 2000		

Coldwater Football Records

TEAM RECORDS

Most Points Scored	76	Lima Central Catholic 2002
Most Points Allowed	60	Shawnee 1963
Most Points Combined	111	Kettering Alter 2007 (59-52)
Most Points Scored in Victory	76	Lima CC 2002 (76-6)
Most Points Scored in Defeat	39	Brookville 1994 (39-49)
Widest Margin of Victory	70	70-0 - Parkway 2005
Widest Margin of Defeat	60	60-0 - Shawnee 1963

Season *minimum 10 game season*

Most Wins	15	2005, 2012, 2015
Most Losses	10	1971
Most Points Scored	650	2007
Most Points Scored Regular Season	417	2005
Most Points Allowed	293	1972
Most Points Allowed Regular Season	293	1972
Least Points Scored	52	1971
Least Points Allowed	40	1975
Most Average Points per Game Scored	43.3	2007
Most Average Points per Game Allowed	29.3	1972
Least Average Points per Game Scored	5.2	1971
Least Average Points per Game Allowed	4.0	1975
Most Shutouts	6	1948, 1975, 1987, 2005, 2012
Most Times Shutout	4	1939, 1945, 1971
Undefeated Seasons	7	1948, 1954, 1961, 1976, 1983, 2005, 2012, 2015
Undefeated Regular Seasons	12	48, 54, 61, 76, 83, 2002, 04, 05, 06, 08, 12, 15
One Loss Seasons	11	36, 38, 47, 52, 53, 82, 2002, 04, 07, 08, 14

Post Season

Post Season record	73 - 18 (80.2%)
Consecutive post season appearances	22 1997 thru 2018 (Currently the longest active streak in Ohio)
OHSAA Tournament Appearance:	24 1986, 1995, 1997, 1998, 1999, 2000, 2001, 2002, 2003, 2004, 2005, 2006, 2007, 2008, 2009, 2010, 2011, 2012, 2013, 2014, 2015, 2016, 2017, 2018
OHSAA Regional Final Appearances:	20 1995, 1998, 1999, 2000, 2001, 2003, 2004, 2005, 2007, 2008, 2009, 2010, 2011, 2012, 2013, 2014, 2015, 2016, 2017, 2018
OHSAA Regional Champions:	15 1995, 1998, 2000, 2001, 2004, 2005, 2007, 2009, 2010, 2011, 2012, 2013, 2014, 2015, 2016
OHSAA State Runner-Up	6 1998, 2000, 2009, 2010, 2011, 2016
OHSAA State Champions	6 2005, 2007, 2012, 2013, 2014, 2015

Streaks

Consecutive Wins	26	2005-2006
Consecutive Losses	15	1971-1972
Consecutive Winning Seasons	24	1995-2018
Consecutive 10 Win Seasons	17	2000-2016
Consecutive Losing Seasons	5	1988-1991 & 1963-1967
Consecutive MAC Wins	30	2003-2006
Consecutive Home Wins	34	2001-2006
Consecutive Regular Season Wins	33	2003-2007
Consecutive Defensive Shutouts	5	1987, 2014
Consecutive Offensive Shutouts	4	1944-1945

Schedule / Results

Season Results: 8 - 3

Kenton	42 - 07
@ Mount Healthy	37 - 07
Versailles	42 - 07
@ Minster	38 - 20
Fort Recovery	43 - 21
@ New Bremen	42 - 16
St John's	49 - 00
@ Anna	08 - 49
St Henry	49 - 14
@ Marion Local	00 - 24

Regional Playoffs

@ Archbold	21 - 27
------------	---------

Game Stats



Coldwater vs Kenton
August 30, 2019 at Cavalier Stadium - Coldwater
Final Statistics



Score by Quarters

	<u>1</u>	<u>2</u>	<u>3</u>	<u>4</u>	<u>Final</u>
76 Coldwater (1-0)	7	14	14	7	42
49 Kenton (0-1)	0	0	0	7	7

Team Statistics

	<u>Coldwater</u>	<u>Kenton</u>
Offensive		
First Downs	22	16
by Run	8	3
by Pass	12	12
by Penalty	2	1
Rushes - Yards	30-190	13--36
Passes Comp - Att - Yds - Int	21-24-286-0	25-43-338-2
Total Offensive Plays - Yards	54-476	56-302
Kicking Game		
Punt Returns - Avg	0 - 0	0 - 0
Kickoff Returns - Avg	2 - 11	5 - 14
Field Goals Made - Att	0-0	0-0
Punts - Average	2-34	4-24
Turnovers		
Intercepted By	2	0
Fumbles - Lost	1-1	0-0
Penalties - Yards	3-34	7-57
Conversions		
3rd Down	3-7	4-11
4th Down	1-1	0-3

Scoring Summary

<u>Team</u>	<u>Time</u>	<u>Qtr</u>	<u>Scoring Play</u>	<u>Conversion</u>	<u>PL-Yds</u>	<u>Score</u>
Coldwater	05:14	1	Jake Hemmelgarn 5 yd run	Blake Dippold kick good	6-48	7 - 0
Coldwater	03:30	2	Zack McKibben 50 yd pass from Jake Hemmelgarn	Blake Dippold kick good	1-50	14 - 0
Coldwater	00:36	2	Noah Miller 13 yd pass from Jake Hemmelgarn	Blake Dippold kick good	7-70	21 - 0
Coldwater	06:15	3	Will Broering 25 yd pass from Jake Hemmelgarn	Blake Dippold kick good	12-85	28 - 0
Coldwater	04:02	3	Noah Miller 25 yd pass from Jake Hemmelgarn	Blake Dippold kick good	3-34	35 - 0
Coldwater	10:07	4	Jake Hemmelgarn 60 yd run	Blake Dippold kick good	2-70	42 - 0
Kenton	02:56	4	Jayden Cornell 55 yd pass from Blaine Huston	Bryce Ellis kick good	4-75	42 - 7

Individual Statistics

Coldwater

<u>Rushing</u>	<u>Att</u>	<u>Yds</u>	<u>TD</u>	<u>Lg</u>	<u>Avg</u>
Nathan Grieshop	7	36		13	5.1
Jake Hemmelgarn	10	91	2	60	9.1
Zack McKibben	4	22		9	5.5
Myles Blasingame	3	1		1	0.3
Ross Weigel	1	10		10	10.0
Jay Muhlenkamp	1	-2		-2	-2.0
Isaac Fullenkamp	3	-4		-1	-1.3
Alex Knapke	1	36		36	36.0

<u>Passing</u>	<u>Att</u>	<u>Cmp</u>	<u>Yds</u>	<u>TD</u>	<u>Int</u>	<u>Lng</u>
Jake Hemmelgarn	24	21	286	4		50

<u>Receiving</u>	<u>Cat</u>	<u>Yds</u>	<u>TD</u>	<u>Lng</u>	<u>Avg</u>
Ross Weigel	3	18		8	6.0
Myles Blasingame	3	55		33	18.3
Nathan Grieshop	2	10		6	5.0
Noah Miller	5	63	2	25	12.6
Zack McKibben	4	74	1	50	18.5
Will Broering	3	59	1	25	19.7
Ethan Post	1	7		7	7.0

<u>Punting</u>	<u>No</u>	<u>Yds</u>	<u>Avg</u>	<u>Lng</u>	<u>Blk</u>
Nick Bailey	2	67	33.5	36	

<u>Kickoffs</u>	<u>No</u>	<u>Yds</u>	<u>Avg</u>	<u>Lng</u>	<u>TB</u>
Blake Dippold	7	375	53.6	60	2

<u>Punt Returns</u>	<u>No</u>	<u>Yds</u>	<u>TD</u>	<u>Lng</u>

<u>Kick Returns</u>	<u>No</u>	<u>Yds</u>	<u>TD</u>	<u>Lng</u>
Ross Weigel	1	9		9
Ethan Post	1	12		12

<u>Interceptions</u>	<u>No</u>	<u>Yds</u>	<u>TD</u>	<u>Avg</u>
Ross Weigel	1	11		11.0
Russell Klosterman	1	7		7.0

Kenton

<u>Rushing</u>	<u>Att</u>	<u>Yds</u>	<u>TD</u>	<u>Lg</u>	<u>Avg</u>
Blaine Huston	11	-52		19	-4.7
Landon Rush	1	14		14	14.0
Camron Pulfer	1	2		2	2.0

<u>Passing</u>	<u>Att</u>	<u>Cmp</u>	<u>Yds</u>	<u>TD</u>	<u>Int</u>	<u>Lng</u>
Blaine Huston	43	25	338	1	2	55

<u>Receiving</u>	<u>Cat</u>	<u>Yds</u>	<u>TD</u>	<u>Lng</u>	<u>Avg</u>
Landon Rush	7	144		45	20.6
Jayden Cornell	7	126	1	55	18.0
Jacob Eversole	6	28		11	4.7
Malik Jett	1	12		12	12.0
Bryce Ellis	4	28		10	7.0

<u>Punting</u>	<u>No</u>	<u>Yds</u>	<u>Avg</u>	<u>Lng</u>	<u>Blk</u>
Bryce Ellis	4	97	24.3	33	

<u>Kickoffs</u>	<u>No</u>	<u>Yds</u>	<u>Avg</u>	<u>Lng</u>	<u>TB</u>
Bryce Ellis	2	78	39	44	

<u>Punt Returns</u>	<u>No</u>	<u>Yds</u>	<u>TD</u>	<u>Lng</u>

<u>Kick Returns</u>	<u>No</u>	<u>Yds</u>	<u>TD</u>	<u>Lng</u>
Landon Rush	3	34		20
Jayden Cornell	1	22		22
Bryce Ellis	1	12		12

<u>Interceptions</u>	<u>No</u>	<u>Yds</u>	<u>TD</u>	<u>Avg</u>



Coldwater vs Mt. Healthy
September 06, 2019 at Mt Healthy High School
Final Statistics



Score by Quarters

		<u>1</u>	<u>2</u>	<u>3</u>	<u>4</u>	<u>Final</u>
76	Coldwater (2-0)	7	20	7	3	37
7	Mt. Healthy (1-1)	0	0	0	7	7

Team Statistics

		<u>Coldwater</u>	<u>Mt. Healthy</u>
Offensive	First Downs	16	8
	by Run	5	6
	by Pass	8	2
	by Penalty	3	0
	Rushes - Yards	26-105	28-68
	Passes Comp - Att - Yds - Int	12-21-213-0	6-18-83-0
	Total Offensive Plays - Yards	47-318	46-151
Kicking Game	Punt Returns - Avg	1 - 0	0 - 0
	Kickoff Returns - Avg	2 - 8	5 - 17
	Field Goals Made - Att	-	0-0
	Punts - Average	1-48	7-27
Turnovers	Intercepted By	0	0
	Fumbles - Lost	1-1	1-0
	Penalties - Yards	2-14	7-49
Conversions	3rd Down	5-8	3-12
	4th Down	0-1	1-2

Scoring Summary

<u>Team</u>	<u>Time</u>	<u>Qtr</u>	<u>Scoring Play</u>	<u>Conversion</u>	<u>PL-Yds</u>	<u>Score</u>
Coldwater	06:19	1	Jake Hemmelgarn 1 yd run	Blake Dippold kick good	12-80	7 - 0
Coldwater	07:37	2	Noah Miller 13 yd pass from Jake Hemmelgarn	Blake Dippold kick good	6-38	14 - 0
Coldwater	04:26	2	Myles Blasingame 7 yd pass from Jake Hemmelgarn	Blake Dippold kick good	4-55	21 - 0
Coldwater	01:59	2	Noah Miller 52 yd pass from Jake Hemmelgarn	Blake Dippold kick failed	3-48	27 - 0
Coldwater	06:15	3	Nathan Grieshop 10 yd run	Blake Dippold kick good	6-71	34 - 0
Coldwater	05:59	4	Blake Dippold 30 yd field goal		8-26	37 - 0
Mt. Healthy	01:08	4	Brandon Lanier 5 yd run	Isaiah Sosa kick good	8-68	37 - 7

Individual Statistics

Coldwater

<u>Rushing</u>	<u>Att</u>	<u>Yds</u>	<u>TD</u>	<u>Lg</u>	<u>Avg</u>
Jake Hemmelgarn	6	21	1	8	3.5
Nathan Grieshop	7	36	1	16	5.1
Zack McKibben	3	8		9	2.7
Myles Blasingame	5	20		9	4.0
Ross Weigel	1	5		5	5.0
Alex Knapke	2	6		4	3.0
Isaac Fullenkamp	2	9		6	4.5

<u>Passing</u>	<u>Att</u>	<u>Cmp</u>	<u>Yds</u>	<u>TD</u>	<u>Int</u>	<u>Lng</u>
Jake Hemmelgarn	20	12	213	3		52
Myles Blasingame	1	0	0			

<u>Receiving</u>	<u>Cat</u>	<u>Yds</u>	<u>TD</u>	<u>Lng</u>	<u>Avg</u>
Noah Miller	5	121	2	52	24.2
Zack McKibben	2	3		6	1.5
Will Broering	3	55		42	18.3
Myles Blasingame	2	34	1	27	17.0

<u>Punting</u>	<u>No</u>	<u>Yds</u>	<u>Avg</u>	<u>Lng</u>	<u>Blk</u>
Nick Bailey	1	48	48.0	48	

<u>Kickoffs</u>	<u>No</u>	<u>Yds</u>	<u>Avg</u>	<u>Lng</u>	<u>TB</u>
Blake Dippold	7	385	55.0	60	2

<u>Punt Returns</u>	<u>No</u>	<u>Yds</u>	<u>TD</u>	<u>Lng</u>
Zack McKibben	1	0		

<u>Kick Returns</u>	<u>No</u>	<u>Yds</u>	<u>TD</u>	<u>Lng</u>
Zack McKibben	1	7		7
Alex Knapke	1	9		9

<u>Interceptions</u>	<u>No</u>	<u>Yds</u>	<u>TD</u>	<u>Avg</u>
----------------------	-----------	------------	-----------	------------

Mt. Healthy

<u>Rushing</u>	<u>Att</u>	<u>Yds</u>	<u>TD</u>	<u>Lg</u>	<u>Avg</u>
Isaiah Daniels	6	12		4	2.0
Brandon Lanier	14	66	1	30	4.7
Darius Thomas	8	-10		6	-1.3

<u>Passing</u>	<u>Att</u>	<u>Cmp</u>	<u>Yds</u>	<u>TD</u>	<u>Int</u>	<u>Lng</u>
Brandon Lanier	18	6	83			36

<u>Receiving</u>	<u>Cat</u>	<u>Yds</u>	<u>TD</u>	<u>Lng</u>	<u>Avg</u>
Keion Blankumsee	3	68		36	22.7
Darius Thomas	3	15		7	5.0

<u>Punting</u>	<u>No</u>	<u>Yds</u>	<u>Avg</u>	<u>Lng</u>	<u>Blk</u>
Isaiah Sosa	7	187	26.7	44	

<u>Kickoffs</u>	<u>No</u>	<u>Yds</u>	<u>Avg</u>	<u>Lng</u>	<u>TB</u>
Brandon Lanier	2	81	40.5	47	

<u>Punt Returns</u>	<u>No</u>	<u>Yds</u>	<u>TD</u>	<u>Lng</u>
---------------------	-----------	------------	-----------	------------

<u>Kick Returns</u>	<u>No</u>	<u>Yds</u>	<u>TD</u>	<u>Lng</u>
Darius Thomas	3	42		20
Aaron Hodge	2	45		23

<u>Interceptions</u>	<u>No</u>	<u>Yds</u>	<u>TD</u>	<u>Avg</u>
----------------------	-----------	------------	-----------	------------



Coldwater vs Versailles

September 13, 2019 at Cavalier Stadium - Coldwater
Final Statistics



Score by Quarters

		1	2	3	4	Final
76	Coldwater (3-0)	21	7	7	7	42
57	Versailles (1-2)	0	0	7	0	7

2:17 minute weather delay

Team Statistics

		<u>Coldwater</u>	<u>Versailles</u>
Offensive	First Downs	17	16
	by Run	14	5
	by Pass	3	9
	by Penalty	0	2
	Rushes - Yards	26-284	35-100
	Passes Comp - Att - Yds - Int	8-19-98-1	14-34-160-2
	Total Offensive Plays - Yards	45-382	69-260
Kicking Game	Punt Returns - Avg	4 - 12	0 - 0
	Kickoff Returns - Avg	1 - 87	5 - 18
	Field Goals Made - Att	-	0-0
	Punts - Average	2-37	6-32
Turnovers	Intercepted By	2	1
	Fumbles - Lost	1-1	1-0
	Penalties - Yards	6-70	2-18
Conversions	3rd Down	3-8	6-17
	4th Down	1-1	3-4

Scoring Summary

<u>Team</u>	<u>Time</u>	<u>Qtr</u>	<u>Scoring Play</u>	<u>Conversion</u>	<u>PL-Yds</u>	<u>Score</u>
Coldwater	09:35	1	Myles Blasingame 12 yd run	Blake Dippold kick good	5-37	7 - 0
Coldwater	05:10	1	Myles Blasingame 6 yd run	Blake Dippold kick good	8-75	14 - 0
Coldwater	00:57	1	Nathan Grieshop 17 yd run	Blake Dippold kick good	2-46	21 - 0
Coldwater	01:02	2	Jake Hemmelgarn 32 yd run	Blake Dippold kick good	4-97	28 - 0
Versailles	00:11	3	Landon Henry 17 yd run	Wes Bruns kick good	6-56	28 - 7
Coldwater	00:00	3	Zack McKibben 87 yd kickoff return	Blake Dippold kick good	1-87	35 - 7
Coldwater	08:11	4	Josh Hrycko 35 yd blocked punt return	Blake Dippold kick good	1-31	42 - 7

Individual Statistics

Coldwater

<u>Rushing</u>	<u>Att</u>	<u>Yds</u>	<u>TD</u>	<u>Lg</u>	<u>Avg</u>
Jake Hemmelgarn	11	143	1	32	13.0
Nathan Grieshop	6	66	1	37	11.0
Zack McKibben	1	8		8	8.0
Myles Blasingame	6	36	2	12	6.0
Noah Miller	1	34		34	34.0
Ross Weigel	1	-3		-3	-3.0

Versailles

<u>Rushing</u>	<u>Att</u>	<u>Yds</u>	<u>TD</u>	<u>Lg</u>	<u>Avg</u>
Landon Henry	18	63	1	17	3.5
Ryan Martin	6	11		8	1.8
Nathan Wagner	2	8		8	4.0
Jared Seibert	2	3		4	1.5
Eli McEldowney	6	12		7	2.0
Titus Gehret	1	3		3	3.0

<u>Passing</u>	<u>Att</u>	<u>Cmp</u>	<u>Yds</u>	<u>TD</u>	<u>Int</u>	<u>Lng</u>
Jake Hemmelgarn	19	8	98		1	29

<u>Passing</u>	<u>Att</u>	<u>Cmp</u>	<u>Yds</u>	<u>TD</u>	<u>Int</u>	<u>Lng</u>
Ryan Martin	34	14	160		2	32

<u>Receiving</u>	<u>Cat</u>	<u>Yds</u>	<u>TD</u>	<u>Lng</u>	<u>Avg</u>
Noah Miller	2	24		12	12.0
Ethan Post	1	4		4	4.0
Ross Weigel	1	29		29	29.0
Zack McKibben	1	7		7	7.0
Will Broering	2	15		9	7.5
Myles Blasingame	1	19		19	19.0

<u>Receiving</u>	<u>Cat</u>	<u>Yds</u>	<u>TD</u>	<u>Lng</u>	<u>Avg</u>
Landon Henry	3	22		8	7.3
Michael Stammen	7	84		22	12.0
Adam Kremer	1	13		13	13.0
Eli McEldowney	2	35		32	17.5
Jared DeMange	1	6		6	6.0

<u>Punting</u>	<u>No</u>	<u>Yds</u>	<u>Avg</u>	<u>Lng</u>	<u>Blk</u>
Nick Bailey	2	74	37.0	38	

<u>Punting</u>	<u>No</u>	<u>Yds</u>	<u>Avg</u>	<u>Lng</u>	<u>Blk</u>
Eli McEldowney	6	194	32.3	46	1

<u>Kickoffs</u>	<u>No</u>	<u>Yds</u>	<u>Avg</u>	<u>Lng</u>	<u>TB</u>
Blake Dippold	7	377	53.9	60	2

<u>Kickoffs</u>	<u>No</u>	<u>Yds</u>	<u>Avg</u>	<u>Lng</u>	<u>TB</u>
Wes Bruns	2	107	53.5	60	1

<u>Punt Returns</u>	<u>No</u>	<u>Yds</u>	<u>TD</u>	<u>Lng</u>
Zack McKibben	3	13		7
Josh Hrycko	1	35	1	35

<u>Punt Returns</u>	<u>No</u>	<u>Yds</u>	<u>TD</u>	<u>Lng</u>

<u>Kick Returns</u>	<u>No</u>	<u>Yds</u>	<u>TD</u>	<u>Lng</u>
Zack McKibben	1	87	1	87

<u>Kick Returns</u>	<u>No</u>	<u>Yds</u>	<u>TD</u>	<u>Lng</u>
Michael Stammen	3	60	1	25
Eli McEldowney	1	16		16
Jared DeMange	1	12		12

<u>Interceptions</u>	<u>No</u>	<u>Yds</u>	<u>TD</u>	<u>Avg</u>
Jake Hemmelgarn	1	20		20.0
Myles Blasingame	1	0		

<u>Interceptions</u>	<u>No</u>	<u>Yds</u>	<u>TD</u>	<u>Avg</u>
Lucas Stammen	1	0		



Coldwater vs Minster

September 20, 2019 at Memorial Stadium - Minster

Final Statistics



Score by Quarters

		1	2	3	4	Final
76	Coldwater (4-0)	12	13	0	13	38
55	Minster (3-1)	0	7	7	6	20

Team Statistics

		<u>Coldwater</u>	<u>Minster</u>
Offensive	First Downs	17	17
	by Run	7	12
	by Pass	9	5
	by Penalty	1	0
	Rushes - Yards	32-212	40-145
	Passes Comp - Att - Yds - Int	18-24-238-2	13-17-115-0
	Total Offensive Plays - Yards	56-450	57-260
Kicking Game	Punt Returns - Avg	3 - 5	0 - 0
	Kickoff Returns - Avg	4 - 35	2 - 33
	Field Goals Made - Att	-	0-0
	Punts - Average	0-0	3-38
Turnovers	Intercepted By	0	1
	Fumbles - Lost	0-0	1-1
	Penalties - Yards	3-33	2-20
Conversions	3rd Down	3-9	4-10
	4th Down	4-6	1-2

Scoring Summary

<u>Team</u>	<u>Time</u>	<u>Qtr</u>	<u>Scoring Play</u>	<u>Conversion</u>	<u>PL-Yds</u>	<u>Score</u>
Coldwater	09:42	1	Jake Hemmelgarn 1 yd run	Blake Dippold kick failed	7-74	6 - 0
Coldwater	02:09	1	Myles Blasingame 2 yd run	Pass failed	11-70	12 - 0
Minster	01:43	2	Alex Schmitmeyer 8 yd run	Bryan Falk kick good	17-92	12 - 7
Coldwater	01:25	2	Zack McKibben 91 yd kickoff return	Pass failed	1-91	18 - 7
Coldwater	00:08	2	Will Broering 2 yd pass from Jake Hemmelgarn	Blake Dippold kick good	8-47	25 - 7
Minster	07:45	3	Jacob Niemeyer 5 yd run	Bryan Falk kick good	11-80	25 - 14
Coldwater	08:35	4	Will Broering 6 yd pass from Jake Hemmelgarn	Blake Dippold kick failed	6-29	31 - 14
Coldwater	05:12	4	Jake Hemmelgarn 56 yd run	Blake Dippold kick good	3-65	38 - 14
Minster	02:55	4	Alex Schmitmeyer 1 yd run	Run failed	6-48	38 - 20

Individual Statistics

Coldwater

<u>Rushing</u>	<u>Att</u>	<u>Yds</u>	<u>TD</u>	<u>Lg</u>	<u>Avg</u>
Jake Hemmelgarn	17	155	2	56	9.1
Myles Blasingame	8	21	1	8	2.6
Nathan Grieshop	3	12		7	4.0
Zack McKibben	1	6		6	6.0
Alex Knapke	1	9		9	9.0
Isaac Fullenkamp	2	9		7	4.5

Minster

<u>Rushing</u>	<u>Att</u>	<u>Yds</u>	<u>TD</u>	<u>Lg</u>	<u>Avg</u>
Alex Schmitmeyer	21	85	2	10	4.0
Jacob Niemeyer	19	60		14	3.2

<u>Passing</u>	<u>Att</u>	<u>Cmp</u>	<u>Yds</u>	<u>TD</u>	<u>Int</u>	<u>Lng</u>
Jake Hemmelgarn	24	18	238	2	2	39

<u>Passing</u>	<u>Att</u>	<u>Cmp</u>	<u>Yds</u>	<u>TD</u>	<u>Int</u>	<u>Lng</u>
Jacob Niemeyer	17	13	115			24

<u>Receiving</u>	<u>Cat</u>	<u>Yds</u>	<u>TD</u>	<u>Lng</u>	<u>Avg</u>
Zack McKibben	5	50		27	10.0
Will Broering	4	60	2	39	15.0
Ross Weigel	4	51		23	12.8
Nathan Grieshop	1	4		4	4.0
Noah Miller	3	62		35	20.7
Ethan Post	1	11		11	11.0

<u>Receiving</u>	<u>Cat</u>	<u>Yds</u>	<u>TD</u>	<u>Lng</u>	<u>Avg</u>
Trent Roetgerman	3	35		24	11.7
Alex Schmitmeyer	2	21		19	10.5
Bryan Falk	5	35		10	7.0
Luke Ripplloh	2	10		9	5.0
Conner Albers	1	14		14	14.0

<u>Punting</u>	<u>No</u>	<u>Yds</u>	<u>Avg</u>	<u>Lng</u>	<u>Blk</u>
----------------	-----------	------------	------------	------------	------------

<u>Punting</u>	<u>No</u>	<u>Yds</u>	<u>Avg</u>	<u>Lng</u>	<u>Blk</u>
Trent Roetgerman	3	113	37.7	44	

<u>Kickoffs</u>	<u>No</u>	<u>Yds</u>	<u>Avg</u>	<u>Lng</u>	<u>TB</u>
Blake Dippold	7	274	39.1	60	1

<u>Kickoffs</u>	<u>No</u>	<u>Yds</u>	<u>Avg</u>	<u>Lng</u>	<u>TB</u>
Bryan Falk	4	170	42.5	58	

<u>Punt Returns</u>	<u>No</u>	<u>Yds</u>	<u>TD</u>	<u>Lng</u>
Zack McKibben	3	14		10

<u>Punt Returns</u>	<u>No</u>	<u>Yds</u>	<u>TD</u>	<u>Lng</u>
---------------------	-----------	------------	-----------	------------

<u>Kick Returns</u>	<u>No</u>	<u>Yds</u>	<u>TD</u>	<u>Lng</u>
Zack McKibben	3	141	1	91
Ross Weigel	1	0		

<u>Kick Returns</u>	<u>No</u>	<u>Yds</u>	<u>TD</u>	<u>Lng</u>
Austin Wellman	1	24	1	24
Alex Schmitmeyer	1	41		41

<u>Interceptions</u>	<u>No</u>	<u>Yds</u>	<u>TD</u>	<u>Avg</u>
----------------------	-----------	------------	-----------	------------

<u>Interceptions</u>	<u>No</u>	<u>Yds</u>	<u>TD</u>	<u>Avg</u>
Kody Richard	1	24		24



Coldwater vs Ft. Recovery

September 27, 2019 at Cavalier Stadium - Coldwater
Final Statistics



Score by Quarters

		1	2	3	4	Final
76	Coldwater (5-0)	7	14	15	7	43
41	Ft. Recovery (1-4)	6	0	8	7	21

80 minute weather delay

Team Statistics

		<u>Coldwater</u>	<u>Ft. Recovery</u>
Offensive	First Downs	23	13
	by Run	16	5
	by Pass	7	8
	by Penalty	0	0
	Rushes - Yards	33-288	25-127
	Passes Comp - Att - Yds - Int	8-14-131-0	12-25-235-0
	Total Offensive Plays - Yards	47-419	50-362
Kicking Game	Punt Returns - Avg	1 - 0	0 - 0
	Kickoff Returns - Avg	4 - 14	5 - 15
	Field Goals Made - Att	-	0-0
	Punts - Average	2-32	5-32
Turnovers	Intercepted By	0	0
	Fumbles - Lost	0-0	2-1
	Penalties - Yards	0-0	1-13
Conversions	3rd Down	1-4	4-10
	4th Down	0-0	0-1

Scoring Summary

<u>Team</u>	<u>Time</u>	<u>Qtr</u>	<u>Scoring Play</u>	<u>Conversion</u>	<u>PL-Yds</u>	<u>Score</u>
Coldwater	07:50	1	Ethan Post 8 yd pass from Jake Hemmelgarn	Blake Dippold kick good	8-70	7 - 0
Ft. Recovery	02:02	1	Clay Schmitz 1 yd run	Cobe Wendel kick failed	12-80	7 - 6
Coldwater	10:36	2	Myles Blasingame 2 yd run	Blake Dippold kick good	9-69	14 - 6
Coldwater	02:25	2	Nathan Grieshop 33 yd run	Blake Dippold kick good	4-83	21 - 6
Coldwater	09:39	3	Zack McKibben 33 yd pass from Jake Hemmelgarn	Blake Dippold kick good	4-70	28 - 6
Coldwater	07:52	3	Jake Hemmelgarn 15 yd run	Pass Completed	2-26	36 - 6
Ft. Recovery	00:39	3	Derek Jutte 80 yd run	Pass Completed	1-80	36 - 14
Coldwater	09:18	4	Isaac Fullenkamp 16 yd run	Blake Dippold kick good	6-75	43 - 14
Ft. Recovery	05:50	4	Gavin Thobe 9 yd pass from Clay Schmitz	Cobe Wendel kick good	6-67	43 - 21

Individual Statistics

Coldwater

<u>Rushing</u>	<u>Att</u>	<u>Yds</u>	<u>TD</u>	<u>Lg</u>	<u>Avg</u>
Jake Hemmelgarn	12	111	1	27	9.3
Nathan Grieshop	5	78	1	33	15.6
Myles Blasingame	4	30	1	20	7.5
Ross Weigel	2	9		7	4.5
Zack McKibben	3	13		6	4.3
Isaac Fullenkamp	4	46	1	34	11.5
Alex Knapke	3	1		6	0.3

<u>Passing</u>	<u>Att</u>	<u>Cmp</u>	<u>Yds</u>	<u>TD</u>	<u>Int</u>	<u>Lng</u>
Jake Hemmelgarn	13	8	131	2		38
Myles Blasingame	1	0	0			

<u>Receiving</u>	<u>Cat</u>	<u>Yds</u>	<u>TD</u>	<u>Lng</u>	<u>Avg</u>
Ethan Post	1	8	1	8	8.0
Ross Weigel	2	14		18	7.0
Zack McKibben	3	88	1	38	29.3
Noah Miller	2	21		12	10.5

<u>Punting</u>	<u>No</u>	<u>Yds</u>	<u>Avg</u>	<u>Lng</u>	<u>Blk</u>
Nick Bailey	2	64	32.0	42	

<u>Kickoffs</u>	<u>No</u>	<u>Yds</u>	<u>Avg</u>	<u>Lng</u>	<u>TB</u>
Blake Dippold	7	375	53.6	60	2

<u>Punt Returns</u>	<u>No</u>	<u>Yds</u>	<u>TD</u>	<u>Lng</u>
Zack McKibben	1	0		

<u>Kick Returns</u>	<u>No</u>	<u>Yds</u>	<u>TD</u>	<u>Lng</u>
Myles Blasingame	2	43		25
Zack McKibben	1	12		12
Jay Muhlenkamp	1	0		

<u>Interceptions</u>	<u>No</u>	<u>Yds</u>	<u>TD</u>	<u>Avg</u>
----------------------	-----------	------------	-----------	------------

Ft. Recovery

<u>Rushing</u>	<u>Att</u>	<u>Yds</u>	<u>TD</u>	<u>Lg</u>	<u>Avg</u>
Derek Jutte	13	111	1	80	8.5
Clay Schmitz	6	15	1	7	2.5
Gavin Thobe	1	-10		-10	####
Riley Hiser	3	8		4	2.7
Owen Moorman	2	3		2	1.5

<u>Passing</u>	<u>Att</u>	<u>Cmp</u>	<u>Yds</u>	<u>TD</u>	<u>Int</u>	<u>Lng</u>
Clay Schmitz	25	12	235	1		62

<u>Receiving</u>	<u>Cat</u>	<u>Yds</u>	<u>TD</u>	<u>Lng</u>	<u>Avg</u>
Regan Martin	4	77		37	19.3
Jacob Acheson	1	43		43	43.0
Cobe Wendel	1	3		3	3.0
Gavin Thobe	4	32	1	17	8.0
Riley Pearson	1	62		62	62.0
Mitchell Pugh	1	18		18	18.0

<u>Punting</u>	<u>No</u>	<u>Yds</u>	<u>Avg</u>	<u>Lng</u>	<u>Blk</u>
Number 75	5	161	32.2	60	1

<u>Kickoffs</u>	<u>No</u>	<u>Yds</u>	<u>Avg</u>	<u>Lng</u>	<u>TB</u>
Cobe Wendel	4	161	40.3	54	

<u>Punt Returns</u>	<u>No</u>	<u>Yds</u>	<u>TD</u>	<u>Lng</u>
---------------------	-----------	------------	-----------	------------

<u>Kick Returns</u>	<u>No</u>	<u>Yds</u>	<u>TD</u>	<u>Lng</u>
Derek Jutte	2	45		30
Riley Pearson	2	30		28
Riley Hiser	1	0		

<u>Interceptions</u>	<u>No</u>	<u>Yds</u>	<u>TD</u>	<u>Avg</u>
----------------------	-----------	------------	-----------	------------



Coldwater vs New Bremen
October 04, 2019 at Cardinal Stadium - New Bremen
Final Statistics



Score by Quarters

		1	2	3	4	Final
76	Coldwater (6-0)	7	14	14	7	42
59	New Bremen (4-2)	0	3	7	6	16

Team Statistics

		<u>Coldwater</u>	<u>New Bremen</u>
Offensive	First Downs	21	12
	by Run	8	10
	by Pass	11	1
	by Penalty	2	1
	Rushes - Yards	20-157	40-235
	Passes Comp - Att - Yds - Int	24-37-295-0	6-13-26-1
	Total Offensive Plays - Yards	57-452	53-261
Kicking Game	Punt Returns - Avg	1 - 3	0 - 0
	Kickoff Returns - Avg	3 - -2	6 - 18
	Field Goals Made - Att	-	1-1
	Punts - Average	0-0	3-31
Turnovers	Intercepted By	1	0
	Fumbles - Lost	0-0	0-0
	Penalties - Yards	9-97	5-51
Conversions	3rd Down	4-9	2-10
	4th Down	1-4	2-4

Scoring Summary

<u>Team</u>	<u>Time</u>	<u>Qtr</u>	<u>Scoring Play</u>	<u>Conversion</u>	<u>PL-Yds</u>	<u>Score</u>
Coldwater	06:08	1	Nathan Grieshop 5 yd run	Blake Dippold kick good	6-62	7 - 0
New Bremen	10:34	2	Owen Gabel 30 yd field goal		7-20	7 - 3
Coldwater	05:42	2	Jake Hemmelgarn 56 yd run	Blake Dippold kick good	2-61	14 - 3
Coldwater	02:22	2	Jake Hemmelgarn 11 yd run	Blake Dippold kick good	6-45	21 - 3
Coldwater	07:55	3	Will Broering 8 yd pass from Jake Hemmelgarn	Blake Dippold kick good	10-55	28 - 3
New Bremen	06:34	3	Mitchell Hays 66 yd run	Owen Gabel kick good	3-80	28 - 10
Coldwater	02:35	3	Ross Weigel 2 yd pass from Jake Hemmelgarn	Blake Dippold kick good	11-52	35 - 10
Coldwater	09:32	4	Ross Weigel 6 yd pass from Jake Hemmelgarn	Blake Dippold kick good	5-60	42 - 10
New Bremen	00:00	4	Patrick Wells 8 yd pass from Mitchell Hays	No PAT as time had expired	11-75	42 - 16

Individual Statistics

Coldwater

<u>Rushing</u>	<u>Att</u>	<u>Yds</u>	<u>TD</u>	<u>Lg</u>	<u>Avg</u>
Jake Hemmelgarn	11	109	2	54	9.9
Nathan Grieshop	7	21	1	7	3.0
Zack McKibben	1	8		8	8.0
Ethan Post	1	19		19	19.0

New Bremen

<u>Rushing</u>	<u>Att</u>	<u>Yds</u>	<u>TD</u>	<u>Lg</u>	<u>Avg</u>
Mitchell Hays	22	159	1	66	7.2
Zach Bertke	14	64		17	4.6
Wyatt Dicke	3	13		9	4.3
Griffen Roetgerman	1	-1		-1	-1.0

<u>Passing</u>	<u>Att</u>	<u>Cmp</u>	<u>Yds</u>	<u>TD</u>	<u>Int</u>	<u>Lng</u>
Jake Hemmelgarn	37	24	295	3		32

<u>Passing</u>	<u>Att</u>	<u>Cmp</u>	<u>Yds</u>	<u>TD</u>	<u>Int</u>	<u>Lng</u>
Mitchell Hays	12	5	25	1	1	11
Wyatt Dicke	1	1	1			1

<u>Receiving</u>	<u>Cat</u>	<u>Yds</u>	<u>TD</u>	<u>Lng</u>	<u>Avg</u>
Will Broering	6	74	1	28	12.3
Zack McKibben	3	31		19	10.3
Ross Weigel	6	71	2	24	11.8
Noah Miller	5	76		32	15.2
Ethan Post	3	38		18	12.7
Nathan Grieshop	1	5		5	5.0

<u>Receiving</u>	<u>Cat</u>	<u>Yds</u>	<u>TD</u>	<u>Lng</u>	<u>Avg</u>
Griffen Roetgerman	1	2		2	2.0
Branxton Krauss	2	11		11	5.5
Mitchell Hays	1	1		1	1.0
Wyatt Dicke	1	4		4	4.0
Patrick Wells	1	8	1	8	8.0

<u>Punting</u>	<u>No</u>	<u>Yds</u>	<u>Avg</u>	<u>Lng</u>	<u>Blk</u>
----------------	-----------	------------	------------	------------	------------

<u>Punting</u>	<u>No</u>	<u>Yds</u>	<u>Avg</u>	<u>Lng</u>	<u>Blk</u>
Nolan Bornhorst	3	92	30.7	33	

<u>Kickoffs</u>	<u>No</u>	<u>Yds</u>	<u>Avg</u>	<u>Lng</u>	<u>TB</u>
-----------------	-----------	------------	------------	------------	-----------

<u>Kickoffs</u>	<u>No</u>	<u>Yds</u>	<u>Avg</u>	<u>Lng</u>	<u>TB</u>
Owen Gabel	1	29	29	29	
Spencer Alig	2	25	12.5	13	

<u>Punt Returns</u>	<u>No</u>	<u>Yds</u>	<u>TD</u>	<u>Lng</u>
---------------------	-----------	------------	-----------	------------

<u>Punt Returns</u>	<u>No</u>	<u>Yds</u>	<u>TD</u>	<u>Lng</u>
---------------------	-----------	------------	-----------	------------

<u>Kick Returns</u>	<u>No</u>	<u>Yds</u>	<u>TD</u>	<u>Lng</u>
Nick Bailey	1	-6		-6
Jacob Overman	1	0		
Troy Hess	1	0		

<u>Kick Returns</u>	<u>No</u>	<u>Yds</u>	<u>TD</u>	<u>Lng</u>
Griffen Roetgerman	4	66		20
Zach Bertke	1	40		40
Wyatt Dicke	1	0		

<u>Interceptions</u>	<u>No</u>	<u>Yds</u>	<u>TD</u>	<u>Avg</u>
----------------------	-----------	------------	-----------	------------

<u>Interceptions</u>	<u>No</u>	<u>Yds</u>	<u>TD</u>	<u>Avg</u>
----------------------	-----------	------------	-----------	------------

Will Broering 1 27 27.0



Coldwater vs St. Johns
October 11, 2019 at Cavalier Stadium - Coldwater
Final Statistics



Score by Quarters

	<u>1</u>	<u>2</u>	<u>3</u>	<u>4</u>	<u>Final</u>
76 Coldwater (7-0)	14	28	0	7	49
43 St. Johns (1-6)	0	0	0	0	00

Team Statistics

	<u>Coldwater</u>	<u>St. Johns</u>
Offensive		
First Downs	14	5
by Run	6	3
by Pass	8	1
by Penalty	0	1
Rushes - Yards	26-115	26-47
Passes Comp - Att - Yds - Int	11-19-201-0	4-12-6-1
Total Offensive Plays - Yards	45-316	38-53
Kicking Game		
Punt Returns - Avg	1 - 17	0 - 0
Kickoff Returns - Avg	1 - 20	8 - 15
Field Goals Made - Att	-	0-0
Punts - Average	1-8	6-21
Turnovers		
Intercepted By	1	0
Fumbles - Lost	0-0	2-2
Penalties - Yards	6-39	5-33
Conversions		
3rd Down	9-11	1-10
4th Down	0-1	1-2

Scoring Summary

<u>Team</u>	<u>Time</u>	<u>Qtr</u>	<u>Scoring Play</u>	<u>Conversion</u>	<u>PL-Yds</u>	<u>Score</u>
Coldwater	04:47	1	Jake Hemmelgarn 6 yd run	Brady Klingshirn kick good	9-50	7 - 0
Coldwater	01:29	1	Jake Hemmelgarn 5 yd run	Brady Klingshirn kick good	4-27	14 - 0
Coldwater	08:27	2	Nathan Grieshop 16 yd pass from Jake Hemmelgarn	Brady Klingshirn kick good	3-17	21 - 0
Coldwater	06:31	2	Ethan Post 52 yd pass from Jake Hemmelgarn	Brady Klingshirn kick good	1-52	28 - 0
Coldwater	02:46	2	Jake Hemmelgarn 23 yd run	Brady Klingshirn kick good	3-43	35 - 0
Coldwater	00:49	2	Will Broering 28 yd pass from Jake Hemmelgarn	Brady Klingshirn kick good	5-42	42 - 0
Coldwater	11:42	4	Tyler Schwieterman 37 yd pass from Reece Dellinger	Brady Klingshirn kick good	6-51	49 - 0

Individual Statistics

Coldwater

<u>Rushing</u>	<u>Att</u>	<u>Yds</u>	<u>TD</u>	<u>Lg</u>	<u>Avg</u>
Jake Hemmelgarn	10	67	3	23	6.7
Nathan Grieshop	4	8		13	2.0
Ross Weigel	1	6		6	6.0
Alex Knapke	6	28		11	4.7
Reece Dellinger	3	4		5	1.3
Darrin Schmitmeyer	1	2		2	2.0
Adam Hrycko	1	0			

<u>Passing</u>	<u>Att</u>	<u>Cmp</u>	<u>Yds</u>	<u>TD</u>	<u>Int</u>	<u>Lng</u>
Jake Hemmelgarn	16	10	164	3		52
Reece Dellinger	3	1	37	1		37

<u>Receiving</u>	<u>Cat</u>	<u>Yds</u>	<u>TD</u>	<u>Lng</u>	<u>Avg</u>
Ethan Post	3	61	1	52	20.3
Noah Miller	3	27		17	9.0
Will Broering	2	40	1	28	20.0
Ross Weigel	1	20		20	20.0
Nathan Grieshop	1	16	1	16	16.0
Tyler Schwieterman	1	37	1	37	37.0

<u>Punting</u>	<u>No</u>	<u>Yds</u>	<u>Avg</u>	<u>Lng</u>	<u>Blk</u>
Nick Bailey	1	8	8.0	8	

<u>Kickoffs</u>	<u>No</u>	<u>Yds</u>	<u>Avg</u>	<u>Lng</u>	<u>TB</u>
Brady Klingshirn	8	393	49.1	57	

<u>Punt Returns</u>	<u>No</u>	<u>Yds</u>	<u>TD</u>	<u>Lng</u>
Ethan Post	1	17		17

<u>Kick Returns</u>	<u>No</u>	<u>Yds</u>	<u>TD</u>	<u>Lng</u>
Tyler Schwieterman	1	20		20

<u>Interceptions</u>	<u>No</u>	<u>Yds</u>	<u>TD</u>	<u>Avg</u>
Will Broering	1	0		

St. Johns

<u>Rushing</u>	<u>Att</u>	<u>Yds</u>	<u>TD</u>	<u>Lg</u>	<u>Avg</u>
Brady Grothaus	6	15		9	2.5
Jordan Brown	1	-1		-1	-1.0
Brady Kerner	2	-6		-2	-3.0
Landon Elwer	2	1		1	0.5
Chase Martin	3	17		13	5.7
Landen Grothaus	4	12		8	3.0
Clay Paddubny	3	3		5	1.0
Nolan Schwinnen	5	6		5	1.2

<u>Passing</u>	<u>Att</u>	<u>Cmp</u>	<u>Yds</u>	<u>TD</u>	<u>Int</u>	<u>Lng</u>
Brady Kerner	8	4	6			7
Brady Grothaus	3	0	0		1	
Nolan Schwinnen	1	0	0			

<u>Receiving</u>	<u>Cat</u>	<u>Yds</u>	<u>TD</u>	<u>Lng</u>	<u>Avg</u>
Brady Grothaus	2	9		7	4.5
Landon Elwer	1	0			
Chase Martin	1	-3		-3	-3.0

<u>Punting</u>	<u>No</u>	<u>Yds</u>	<u>Avg</u>	<u>Lng</u>	<u>Blk</u>
Brady Grothaus	6	124	20.7	30	1

<u>Kickoffs</u>	<u>No</u>	<u>Yds</u>	<u>Avg</u>	<u>Lng</u>	<u>TB</u>
Chase Martin	1	51	51	51	

<u>Punt Returns</u>	<u>No</u>	<u>Yds</u>	<u>TD</u>	<u>Lng</u>

<u>Kick Returns</u>	<u>No</u>	<u>Yds</u>	<u>TD</u>	<u>Lng</u>
Isaac Fairchild	4	47		15
Gavin Fittro	3	51		20
Landen Grothaus	1	23		23

<u>Interceptions</u>	<u>No</u>	<u>Yds</u>	<u>TD</u>	<u>Avg</u>



Coldwater vs Anna
October 18, 2019 at Booster Field - Anna
Final Statistics



Score by Quarters

		1	2	3	4	Final
76	Coldwater (7-1)	0	0	0	8	8
62	Anna (7-1)	21	21	7	0	49

First time Coldwater has ever been subjected to a running clock for the entire second half

Team Statistics

		<u>Coldwater</u>	<u>Anna</u>
Offensive	First Downs	7	19
	by Run	4	17
	by Pass	2	2
	by Penalty	1	0
	Rushes - Yards	16-100	41-321
	Passes Comp - Att - Yds - Int	9-23-72-0	7-9-76-0
	Total Offensive Plays - Yards	39-172	50-397
Kicking Game	Punt Returns - Avg	1 - 10	1 - 2
	Kickoff Returns - Avg	8 - 25	2 - 9
	Field Goals Made - Att	-	0-0
	Punts - Average	5-33	3-39
Turnovers	Intercepted By	0	0
	Fumbles - Lost	2-1	0-0
	Penalties - Yards	3-19	5-34
Conversions	3rd Down	1-8	5-10
	4th Down	0-2	2-2

Scoring Summary

<u>Team</u>	<u>Time</u>	<u>Qtr</u>	<u>Scoring Play</u>	<u>Conversion</u>	<u>PL-Yds</u>	<u>Score</u>
Anna	08:49	1	Bart Bixler 23 yd run	Zach Ambos kick good	8-66	0 - 7
Anna	04:06	1	Bart Bixler 26 yd run	Zach Ambos kick good	7-45	0 - 14
Anna	00:13	1	Bart Bixler 12 yd run	Zach Ambos kick good	6-57	0 - 21
Anna	10:56	2	Jeffrey Richards 33 yd pass from Bart Bixler	Zach Ambos kick good	1-33	0 - 28
Anna	10:07	2	Riley Huelskamp 9 yd run	Zach Ambos kick good	2-16	0 - 35
Anna	00:14	2	Hayden Huelskamp 3 yd pass from Bart Bixler	Zach Ambos kick good	11-55	0 - 42
Anna	07:53	3	Riley Huelskamp 32 yd run	Zach Ambos kick good	5-73	0 - 49
Coldwater	08:16	4	Alex Knapke 61 yd run	Pass Completed	2-61	8 - 49

Individual Statistics

Coldwater

<u>Rushing</u>	<u>Att</u>	<u>Yds</u>	<u>TD</u>	<u>Lg</u>	<u>Avg</u>
Jake Hemmelgarn	7	-1		5	-0.1
Ross Weigel	1	-2		-2	-2.0
Zack McKibben	1	-2		-2	-2.0
Nathan Grieshop	2	4		4	2.0
Myles Blasingame	1	2		2	2.0
Alex Knapke	1	61	1	61	61.0
Darrin Schmitmeyer	3	38		27	12.7

<u>Passing</u>	<u>Att</u>	<u>Cmp</u>	<u>Yds</u>	<u>TD</u>	<u>Int</u>	<u>Lng</u>
Jake Hemmelgarn	20	9	72			20
Reece Dellinger	3	0	0			

<u>Receiving</u>	<u>Cat</u>	<u>Yds</u>	<u>TD</u>	<u>Lng</u>	<u>Avg</u>
Noah Miller	4	37		20	9.3
Ross Weigel	1	3		3	3.0
Nathan Grieshop	1	8		8	8.0
Ethan Post	1	8		8	8.0
Will Broering	1	8		8	8.0
Zack McKibben	1	8		8	8.0

<u>Punting</u>	<u>No</u>	<u>Yds</u>	<u>Avg</u>	<u>Lng</u>	<u>Blk</u>
Nick Bailey	5	163	32.6	44	

<u>Kickoffs</u>	<u>No</u>	<u>Yds</u>	<u>Avg</u>	<u>Lng</u>	<u>TB</u>
Blake Dippold	1	44	44.0	44	
Brady Klingshirn	1	40	40.0	40	

<u>Punt Returns</u>	<u>No</u>	<u>Yds</u>	<u>TD</u>	<u>Lng</u>
Zack McKibben	1	10		10

<u>Kick Returns</u>	<u>No</u>	<u>Yds</u>	<u>TD</u>	<u>Lng</u>
Zack McKibben	7	191		80
Ross Weigel	1	10		10

<u>Interceptions</u>	<u>No</u>	<u>Yds</u>	<u>TD</u>	<u>Avg</u>
----------------------	-----------	------------	-----------	------------

Anna

<u>Rushing</u>	<u>Att</u>	<u>Yds</u>	<u>TD</u>	<u>Lg</u>	<u>Avg</u>
Riley Huelskamp	20	148	2	32	7.4
Bart Bixler	15	161	3	26	10.7
Malachi Minnich	1	4		4	4.0
Brandon Axe	3	0		2	
Hayden Davies	2	8		6	4.0

<u>Passing</u>	<u>Att</u>	<u>Cmp</u>	<u>Yds</u>	<u>TD</u>	<u>Int</u>	<u>Lng</u>
Bart Bixler	8	7	76	2		33
Brandon Axe	1	0	0			

<u>Receiving</u>	<u>Cat</u>	<u>Yds</u>	<u>TD</u>	<u>Lng</u>	<u>Avg</u>
Nolan Emerson	2	16		8	8.0
Riley Huelskamp	1	3		3	3.0
Jeffrey Richards	1	33	1	33	33.0
Brandon Shannon	1	6		6	6.0
Isaac Lininger	2	18	1	14	9.0

<u>Punting</u>	<u>No</u>	<u>Yds</u>	<u>Avg</u>	<u>Lng</u>	<u>Blk</u>
Bart Bixler	1	30	30	30	
Wil Luthman	2	88	44	49	

<u>Kickoffs</u>	<u>No</u>	<u>Yds</u>	<u>Avg</u>	<u>Lng</u>	<u>TB</u>
Wil Luthman	8	434	54.3	57	

<u>Punt Returns</u>	<u>No</u>	<u>Yds</u>	<u>TD</u>	<u>Lng</u>
Riley Huelskamp	1	2		2

<u>Kick Returns</u>	<u>No</u>	<u>Yds</u>	<u>TD</u>	<u>Lng</u>
Isaac Lininger	1	11		11
Hayden Davies	1	7		7

<u>Interceptions</u>	<u>No</u>	<u>Yds</u>	<u>TD</u>	<u>Avg</u>
----------------------	-----------	------------	-----------	------------



Coldwater vs St. Henry
October 25, 2019 at Cavalier Stadium - Coldwater
Final Statistics



Score by Quarters

		1	2	3	4	Final
76	Coldwater (8-1)	21	21	7	0	49
55	St. Henry (1-8)	14	0	0	0	14

Team Statistics

		<u>Coldwater</u>	<u>St. Henry</u>
Offensive	First Downs	20	12
	by Run	12	6
	by Pass	7	4
	by Penalty	1	2
	Rushes - Yards	28-244	27-186
	Passes Comp - Att - Yds - Int	14-17-194-0	8-15-86-0
	Total Offensive Plays - Yards	45-438	42-272
Kicking Game	Punt Returns - Avg	0 - 0	0 - 0
	Kickoff Returns - Avg	2 - 12	6 - 14
	Field Goals Made - Att	-	0-0
	Punts - Average	0-0	3-28
Turnovers	Intercepted By	0	0
	Fumbles - Lost	0-0	1-1
	Penalties - Yards	5-41	5-60
Conversions	3rd Down	5-5	4-10
	4th Down	0-0	3-3

Scoring Summary

<u>Team</u>	<u>Time</u>	<u>Qtr</u>	<u>Scoring Play</u>	<u>Conversion</u>	<u>PL-Yds</u>	<u>Score</u>
St. Henry	08:01	1	Carter Ontrop 39 yd pass from Andrew Lange	Logan Lefeld kick good	9-83	0 - 7
Coldwater	06:42	1	Zack McKibben 34 yd run	Blake Dippold kick good	3-51	7 - 7
Coldwater	04:39	1	Zack McKibben 38 yd run	Blake Dippold kick good	3-72	14 - 7
St. Henry	04:21	1	Owen Lefeld 71 yd run	Logan Lefeld kick good	1-71	14 - 14
Coldwater	01:49	1	Zack McKibben 51 yd pass from Jake Hemmelgarn	Blake Dippold kick good	5-62	21 - 14
Coldwater	09:03	2	Jake Hemmelgarn 21 yd run	Blake Dippold kick good	9-47	28 - 14
Coldwater	03:33	2	Nathan Grieshop 4 yd run	Blake Dippold kick good	7-56	35 - 14
Coldwater	01:14	2	Jake Hemmelgarn 3 yd run	Blake Dippold kick good	3-26	42 - 14
Coldwater	10:23	3	Nathan Grieshop 24 yd run	Blake Dippold kick good	3-56	49 - 14

Individual Statistics

Coldwater

<u>Rushing</u>	<u>Att</u>	<u>Yds</u>	<u>TD</u>	<u>Lg</u>	<u>Avg</u>
Jake Hemmelgarn	11	73	2	25	6.6
Nathan Grieshop	8	64	2	24	8.0
Zack McKibben	3	72	2	38	24.0
Myles Blasingame	1	20		20	20.0
Noah Miller	1	8		8	8.0
Alex Knapke	2	5		6	2.5
Jacob Overman	2	2		1	1.0

<u>Passing</u>	<u>Att</u>	<u>Cmp</u>	<u>Yds</u>	<u>TD</u>	<u>Int</u>	<u>Lng</u>
Jake Hemmelgarn	16	14	194	1		51
Reece Dellinger	1	0	0			

<u>Receiving</u>	<u>Cat</u>	<u>Yds</u>	<u>TD</u>	<u>Lng</u>	<u>Avg</u>
Noah Miller	4	38		15	9.5
Zack McKibben	3	64	1	51	21.3
Will Broering	4	60		32	15.0
Myles Blasingame	1	9		9	9.0
Nick Bailey	1	6		6	6.0
Ross Weigel	1	17		17	17.0

<u>Punting</u>	<u>No</u>	<u>Yds</u>	<u>Avg</u>	<u>Lng</u>	<u>Blk</u>

<u>Kickoffs</u>	<u>No</u>	<u>Yds</u>	<u>Avg</u>	<u>Lng</u>	<u>TB</u>
Blake Dippold	8	407	50.9	60	2

<u>Punt Returns</u>	<u>No</u>	<u>Yds</u>	<u>TD</u>	<u>Lng</u>

<u>Kick Returns</u>	<u>No</u>	<u>Yds</u>	<u>TD</u>	<u>Lng</u>
Alex Knapke	1	24		24
Josh Hrycko	1	0		

<u>Interceptions</u>	<u>No</u>	<u>Yds</u>	<u>TD</u>	<u>Avg</u>

St. Henry

<u>Rushing</u>	<u>Att</u>	<u>Yds</u>	<u>TD</u>	<u>Lg</u>	<u>Avg</u>
KJ Jacobs	18	60		10	3.3
Andrew Lange	2	26		19	13.0
Owen Lefeld	7	100	1	71	14.3

<u>Passing</u>	<u>Att</u>	<u>Cmp</u>	<u>Yds</u>	<u>TD</u>	<u>Int</u>	<u>Lng</u>
Andrew Lange	15	8	86	1		39

<u>Receiving</u>	<u>Cat</u>	<u>Yds</u>	<u>TD</u>	<u>Lng</u>	<u>Avg</u>
Casey Bruening	4	35		14	8.8
Owen Lefeld	1	-1		-1	-1.0
KJ Jacobs	1	1		1	1.0
Carter Ontrop	1	39	1	39	39.0
Issac Ontrop	1	12		12	12.0

<u>Punting</u>	<u>No</u>	<u>Yds</u>	<u>Avg</u>	<u>Lng</u>	<u>Blk</u>
Issac Ontrop	3	83	27.7	36	

<u>Kickoffs</u>	<u>No</u>	<u>Yds</u>	<u>Avg</u>	<u>Lng</u>	<u>TB</u>
Logan Lefeld	3	73	24.3	35	

<u>Punt Returns</u>	<u>No</u>	<u>Yds</u>	<u>TD</u>	<u>Lng</u>

<u>Kick Returns</u>	<u>No</u>	<u>Yds</u>	<u>TD</u>	<u>Lng</u>
Carter Ontrop	3	44		27
Caden Schwieterma	1	1		1
KJ Jacobs	2	37		19

<u>Interceptions</u>	<u>No</u>	<u>Yds</u>	<u>TD</u>	<u>Avg</u>



Coldwater vs Marion Local
November 01, 2019 at Booster Stadium - Maria Stein
Final Statistics



Score by Quarters

	1	2	3	4	Final
76 Coldwater (8-2)	0	0	0	0	00
64 Marion Local (8-2)	10	7	0	7	24

Tonight's 50-50 winner took home \$7260
Anna, Minster and Marion Local share the MAC Title.
First three-way tie since 1989

Team Statistics

		<u>Coldwater</u>	<u>Marion Local</u>
Offensive	First Downs	9	14
	by Run	5	7
	by Pass	3	7
	by Penalty	1	0
	Rushes - Yards	22-27	40-210
	Passes Comp - Att - Yds - Int	16-27-97-0	8-15-77-0
	Total Offensive Plays - Yards	49-124	55-287
Kicking Game	Punt Returns - Avg	1 - 9	1 - 43
	Kickoff Returns - Avg	5 - 10	1 - 24
	Field Goals Made - Att	0-0	1-1
	Punts - Average	5-27	1-34
Turnovers	Intercepted By	0	0
	Fumbles - Lost	0-0	0-0
	Penalties - Yards	6-30	5-47
Conversions	3rd Down	2-12	4-9
	4th Down	2-5	1-4

Scoring Summary

<u>Team</u>	<u>Time</u>	<u>Qtr</u>	<u>Scoring Play</u>	<u>Conversion</u>	<u>PL-Yds</u>	<u>Score</u>
Marion Local	10:23	1	Brandon Fleck 5 yd run	Alex Klosterman kick good	4-72	0 - 7
Marion Local	02:27	1	Alex Klosterman 22 yd field goal		10-30	0 - 10
Marion Local	09:54	2	Brandon Fleck 1 yd run	Alex Klosterman kick good	7-27	0 - 17
Marion Local	09:13	4	Grant Meier 6 yd run	Alex Klosterman kick good	7-54	0 - 24

Individual Statistics

Coldwater

<u>Rushing</u>	<u>Att</u>	<u>Yds</u>	<u>TD</u>	<u>Lg</u>	<u>Avg</u>
Jake Hemmelgarn	11	-8		9	-0.7
Zack McKibben	8	28		10	3.5
Myles Blasingame	1	4		4	4.0
Nathan Grieshop	1	1		1	1.0
Alex Knapke	1	2		2	2.0

Marion Local

<u>Rushing</u>	<u>Att</u>	<u>Yds</u>	<u>TD</u>	<u>Lg</u>	<u>Avg</u>
Brandon Fleck	16	130	2	57	8.1
Grant Meier	17	67	1	20	3.9
Kyle Muhlenkamp	3	10		9	3.3
Dylan Heitkamp	2	2		2	1.0
Dylan Fleck	1	4		4	4.0
Connor Griesdorn	1	-3		-3	-3.0

<u>Passing</u>	<u>Att</u>	<u>Cmp</u>	<u>Yds</u>	<u>TD</u>	<u>Int</u>	<u>Lng</u>
Jake Hemmelgarn	27	16	97			12

<u>Passing</u>	<u>Att</u>	<u>Cmp</u>	<u>Yds</u>	<u>TD</u>	<u>Int</u>	<u>Lng</u>
Kyle Muhlenkamp	15	8	77			27

<u>Receiving</u>	<u>Cat</u>	<u>Yds</u>	<u>TD</u>	<u>Lng</u>	<u>Avg</u>
Myles Blasingame	3	15		6	5.0
Zack McKibben	6	45		12	7.5
Noah Miller	6	33		9	5.5
Nathan Grieshop	1	4		4	4.0

<u>Receiving</u>	<u>Cat</u>	<u>Yds</u>	<u>TD</u>	<u>Lng</u>	<u>Avg</u>
Peyton Otte	2	8		9	4.0
Charles Huelsman	5	55		27	11.0
Brandon Fleck	1	14		14	14.0

<u>Punting</u>	<u>No</u>	<u>Yds</u>	<u>Avg</u>	<u>Lng</u>	<u>Blk</u>
Nick Bailey	5	137	27.4	38	

<u>Punting</u>	<u>No</u>	<u>Yds</u>	<u>Avg</u>	<u>Lng</u>	<u>Blk</u>
Brandon Fleck	1	34	34	34	

<u>Kickoffs</u>	<u>No</u>	<u>Yds</u>	<u>Avg</u>	<u>Lng</u>	<u>TB</u>
Blake Dippold	1	56	56.0	56	

<u>Kickoffs</u>	<u>No</u>	<u>Yds</u>	<u>Avg</u>	<u>Lng</u>	<u>TB</u>
Derrek Kemper	5	239	47.8	55	

<u>Punt Returns</u>	<u>No</u>	<u>Yds</u>	<u>TD</u>	<u>Lng</u>
Zack McKibben	1	9		9

<u>Punt Returns</u>	<u>No</u>	<u>Yds</u>	<u>TD</u>	<u>Lng</u>
Peyton Otte	1	43		43

<u>Kick Returns</u>	<u>No</u>	<u>Yds</u>	<u>TD</u>	<u>Lng</u>
Tyler Schwieterman	1	11		11
Zack McKibben	4	38		15

<u>Kick Returns</u>	<u>No</u>	<u>Yds</u>	<u>TD</u>	<u>Lng</u>
Peyton Otte	1	24		24

<u>Interceptions</u>	<u>No</u>	<u>Yds</u>	<u>TD</u>	<u>Avg</u>
----------------------	-----------	------------	-----------	------------

<u>Interceptions</u>	<u>No</u>	<u>Yds</u>	<u>TD</u>	<u>Avg</u>
----------------------	-----------	------------	-----------	------------



Coldwater vs Archbold
November 08, 2019 at Blue Streaks Stadium - Archbold
Region 23 Quarterfinal - Final Statistics



Score by Quarters

		1	2	3	4	Final
76	Coldwater (8-3)	0	7	7	7	21
49	Archbold (10-1)	0	14	0	13	27

First time losing a Regional Quarter Final. First Week 11 loss since 1997

Team Statistics

		<u>Coldwater</u>	<u>Archbold</u>
Offensive	First Downs	19	19
	by Run	7	9
	by Pass	11	9
	by Penalty	1	1
	Rushes - Yards	26-127	36-84
	Passes Comp - Att - Yds - Int	20-32-227-2	20-27-318-0
	Total Offensive Plays - Yards	58-354	63-402
Kicking Game	Punt Returns - Avg	2 - 4	0 - 0
	Kickoff Returns - Avg	2 - 7	4 - 12
	Field Goals Made - Att	-	0-0
	Punts - Average	2-34	3-31
Turnovers	Intercepted By	0	2
	Fumbles - Lost	0-0	0-0
	Penalties - Yards	3-21	3-21
Conversions	3rd Down	5-12	3-9
	4th Down	2-2	2-3

Scoring Summary

<u>Team</u>	<u>Time</u>	<u>Qtr</u>	<u>Scoring Play</u>	<u>Conversion</u>	<u>PL-Yds</u>	<u>Score</u>
Coldwater	05:51	2	Noah Miller 4 yd pass from Jake Hemmelgarn	Brady Klingshirn kick good	7-68	7 - 0
Archbold	04:13	2	DJ Newman 3 yd run	Devin Witte kick good	5-50	7 - 7
Archbold	00:01	2	Noah Gomez 1 yd run	Devin Witte kick good	9-77	7 - 14
Coldwater	01:06	3	Noah Miller 8 yd pass from Jake Hemmelgarn	Brady Klingshirn kick good	5-60	14 - 14
Archbold	10:03	4	Antonio Cruz 54 yd pass from DJ Newman	Devin Witte kick good	7-72	14 - 21
Coldwater	01:51	4	Will Broering 16 yd pass from Jake Hemmelgarn	Brady Klingshirn kick good	12-79	21 - 21
Archbold	00:00	4	Elijah Zimmerman 28 yd pass from DJ Newman		10-72	21 - 27

Individual Statistics

Coldwater

<u>Rushing</u>	<u>Att</u>	<u>Yds</u>	<u>TD</u>	<u>Lg</u>	<u>Avg</u>
Jake Hemmelgarn	13	61		16	4.7
Myles Blasingame	4	2		3	0.5
Zack McKibben	9	64		20	7.1

Archbold

<u>Rushing</u>	<u>Att</u>	<u>Yds</u>	<u>TD</u>	<u>Lg</u>	<u>Avg</u>
Noah Gomez	17	55	1	14	3.2
Antonio Cruz	3	1		6	0.3
Caleb Hogrefe	2	-1			-0.5
DJ Newman	14	29	1	12	2.1

Passing

	<u>Att</u>	<u>Cmp</u>	<u>Yds</u>	<u>TD</u>	<u>Int</u>	<u>Lng</u>
Jake Hemmelgarn	30	18	187	3	2	36
Myles Blasingame	1	1	25			25
Ross Weigel	1	1	15			15

Passing

	<u>Att</u>	<u>Cmp</u>	<u>Yds</u>	<u>TD</u>	<u>Int</u>	<u>Lng</u>
DJ Newman	25	19	280	2		54
Caleb Hogrefe	1	0	0			
Antonio Cruz	1	1	38			38

Receiving

	<u>Cat</u>	<u>Yds</u>	<u>TD</u>	<u>Lng</u>	<u>Avg</u>
Myles Blasingame	3	51		35	17.0
Noah Miller	9	85	2	25	9.4
Will Broering	6	86	1	36	14.3
Zack McKibben	2	5		4	2.5

Receiving

	<u>Cat</u>	<u>Yds</u>	<u>TD</u>	<u>Lng</u>	<u>Avg</u>
Noah Gomez	5	66		26	13.2
Brandon Taylor	3	77		38	25.7
Antonio Cruz	4	89	1	54	22.3
Spencer Short	4	22		7	5.5
Isaiah Gomez	1	7		7	7.0
Elijah Zimmerman	3	57	1	28	19.0

Punting

	<u>No</u>	<u>Yds</u>	<u>Avg</u>	<u>Lng</u>	<u>Blk</u>
Nick Bailey	2	68	34.0	35	

Punting

	<u>No</u>	<u>Yds</u>	<u>Avg</u>	<u>Lng</u>	<u>Blk</u>
DJ Newman	3	93	31	34	

Kickoffs

	<u>No</u>	<u>Yds</u>	<u>Avg</u>	<u>Lng</u>	<u>TB</u>
Brady Klingshirn	4	148	37.0	43	

Kickoffs

	<u>No</u>	<u>Yds</u>	<u>Avg</u>	<u>Lng</u>	<u>TB</u>
Devin Witte	4	142	35.5	52	

Punt Returns

	<u>No</u>	<u>Yds</u>	<u>TD</u>	<u>Lng</u>
Zack McKibben	2	8		8

Punt Returns

	<u>No</u>	<u>Yds</u>	<u>TD</u>	<u>Lng</u>

Kick Returns

	<u>No</u>	<u>Yds</u>	<u>TD</u>	<u>Lng</u>
Alex Knapke	1	0		
Ross Weigel	1	13		13

Kick Returns

	<u>No</u>	<u>Yds</u>	<u>TD</u>	<u>Lng</u>
Elijah Zimmerman	3	29		17
Brandon Taylor	1	19		19

Interceptions

	<u>No</u>	<u>Yds</u>	<u>TD</u>	<u>Avg</u>

Interceptions

	<u>No</u>	<u>Yds</u>	<u>TD</u>	<u>Avg</u>
Elijah Zimmerman	2	29		15

Final Season Stats



Coldwater Cavaliers
OHSAA Division VI, Region 23



Final Statistics

Game Results

Opponent	Div	Res	Score
@ Kenton (8-3)	[4:16]	W	42 - 7
Mount Healthy (5-5)	[3:12]	W	37 - 7
@ Versailles (3-7)	[5:20]	W	42 - 7
Minster (9-2)	[6:23]	W	38 - 20
@ Fort Recovery (4-6)	[6:23]	W	43 - 21
New Bremen (9-4)	[7:28]	W	42 - 16
@ St John's (1-9)	[7:28]	W	49 - 0
Anna (14-1)	[6:23]	L	8 - 49
@ St Henry (1-9)	[6:23]	W	49 - 14
Marion Local (13-2)	[7:28]	L	0 - 24
@ # Archbold (11-2)	[6:23]	L	21 - 27

MAC Standings

Team	MAC	OA	
Anna	7-1	9-1	D6 State Champions
Minster	7-1	9-1	Playoff qualifier
Marion Local	7-1	8-2	D7 State Champions
Coldwater	6-2	8-2	Playoff qualifier
New Bremen	5-3	7-3	Regional Finalist
Ft. Recovery	3-5	4-6	
Parkway	2-6	4-6	
Versailles	2-6	3-7	
St. Henry	1-7	1-9	
St. Johns	0-8	1-9	

Team Statistics

<u>Score by Quarters</u>	<u>1</u>	<u>2</u>	<u>3</u>	<u>4</u>	<u>OT</u>	<u>Total</u>	<u>Avg</u>
Coldwater	96	138	71	66		371	33.7
Opponents	51	52	36	53		192	17.5

<u>Offensive</u>	<u>Coldwater</u>		<u>Opponents</u>	
	<u>Season</u>	<u>Avg</u>	<u>Season</u>	<u>Avg</u>
<u>First Downs</u>	185	17	151	14
Rushing	92	8	83	8
Passing	81	7	60	5
Penalty	12	1	8	1
<u>Rushing Yards</u>	1849	168	1487	135
Attempts	285	26	351	32
Average	6.5	6.5	4.2	4.2
<u>Passing Yards</u>	2052	187	1520	138
Completions	161	15	99	9
Attempts	257	23	228	21
Interceptions	5	0.5	6	0.5
Average per Att	8.0	8.0	6.7	6.7
Average per Comp	12.7	12.7	15.4	15.4
<u>Total Offensive Yards</u>	3901	355	3007	273
Total Plays	542	49	579	53
Average per Play	7.2	7.2	5.2	5.2
<u>Efficiencies</u>				
3rd Down	41-93 (44%)		40-118 (34%)	
4th Down	11-23 (48%)		16-30 (53%)	
<u>Turnovers</u>				
Total Turnovers	9 (+2)	0.8	11	1.0
Interceptions	5	0.5	6	0.5
Fumbles Lost	4	0.4	5	0.5
Penalties	46	4	47	4
Yards	398	36	402	37



Coldwater Cavaliers
OHSAA Division VI, Region 23



Final Statistics

Individual Statistics

<u>Rushing</u>						<u>PATs</u>		<u>Field Goals</u>			
<u>Att</u>	<u>Yds</u>	<u>TD</u>	<u>Lng</u>	<u>Avg</u>	<u>Kicking</u>	<u>Att</u>	<u>Cmp</u>	<u>Att</u>	<u>Made</u>	<u>Lng</u>	
Jake Hemmelgarn	119	822	14	60	6.5	Blake Dippold	39	36	2	1	30
Nathan Grieshop	50	326	6	37	5.7	Brady Klingshirn	10	10	1		32
Zack McKibben	34	227	2	38	6.7						
Alex Knapke	17	148	1	61	14.8						
Myles Blasingame	33	136	4	20	5.2	<u>Punts</u>	<u>No</u>	<u>Yds</u>	<u>Avg</u>	<u>Lng</u>	<u>Blk</u>
Isaac Fullenkamp	11	60	1	34	4.8	Nick Bailey	20	629	31.6	48	
Noah Miller	2	42		34	21.0						
Darrin Schmitmeyer	4	40		27	7.3	<u>Kickoffs</u>		<u>No</u>	<u>Yds</u>	<u>Avg</u>	<u>TB</u>
Ross Weigel	7	25		10	3.4	Blake Dippold		52	2596	49.9	11
Ethan Post	1	19		19	19.0	Brady Klingshirn		13	581	42.0	
Reece Dellinger	3	4		5	1.3						
Jacob Overman	2	2		1	1.0	<u>Punt Returns</u>	<u>No</u>	<u>Yds</u>	<u>Avg</u>	<u>TD</u>	<u>Lng</u>
Adam Hrycko	1					Zack McKibben	13	57	4.4		10
Jay Muhlenkamp	1	-2		-2	-2.0	Josh Hrycko	1	35	35.0	1	35
Grand Total	285	1849	28	61	7.1	Ethan Post	1	17	17.0		17
						<u>Kick Returns</u>	<u>No</u>	<u>Yds</u>	<u>Avg</u>	<u>TD</u>	<u>Lng</u>
<u>Passing</u>	<u>Att</u>	<u>Cmp</u>	<u>Yds</u>	<u>TD</u>	<u>Int</u>	Zack McKibben	17	476	31.6	2	91
Jake Hemmelgarn	246	158	1975	21	5	Myles Blasingame	2	43	21.5		25
Reece Dellinger	7	1	37	1		Alex Knapke	3	33	11.0		24
Myles Blasingame	3	1	25			Ross Weigel	4	32	8.0		13
Ross Weigel	1	1	15			Tyler Schwieterman	2	31	15.5		20
Grand Total	257	161	2052	22	5	Ethan Post	1	12	12.0		12
						Troy Hess	1				
						Josh Hrycko	1				
<u>Receiving</u>	<u>Cat</u>	<u>Yds</u>	<u>TD</u>	<u>Lng</u>	<u>Avg</u>	Jacob Overman	1				
Noah Miller	48	587	6	52	12.5	Jay Muhlenkamp	1				
Will Broering	31	457	6	42	14.5	Nick Bailey	1	-6	-6.0		-6
Zack McKibben	30	375	3	51	11.6						
Ross Weigel	19	223	2	29	13.3	<u>Interceptions</u>	<u>No</u>	<u>Yds</u>	<u>TD</u>	<u>Avg</u>	
Myles Blasingame	13	183	1	35	14.2	Will Broering	2	27		13.5	
Ethan Post	11	137	2	52	10.1	Jake Hemmelgarn	1	20		20.0	
Nathan Grieshop	7	47	1	16	7.0	Ross Weigel	1	11		11.0	
Tyler Schwieterman	1	37	1	37	37.0	Russell Klosterman	1	7		7.0	
Nick Bailey	1	6		6	6.0	Myles Blasingame	1				
Grand Total	161	2052	22	52	12.4						



Post Season Honors

2019 MAC All-League

As voted by MAC Coaches

First Team Offense

- Noah Miller - Sr - End
- Blake Dippold - Sr - Kicker
- Jake Hemmelgarn - Sr - Athlete
- Shane Homan - Sr - Running Back

Second Team Offense

- Will Broering - Sr - Receiver

First Team Defense

- Russell Klosterman - Sr - Inside Linebacker
- Nathan Grieshop - Sr - Outside Linebacker

Second Team Defense

- Zach McKibben - Jr - Cornerback
- Ross Weigel - Sr - Safety

Honorable Mention

- Myles Blasingame - Jr Josh Hrycko - Sr
- Patrick Cupp - Sr Blake Siefing - Jr
- Adam Diller - Sr Nolan Tobe - Jr

2019 All Northwest District Division 6 Football Team

As voted by NW District Media Board

First Team Offense

- Noah Miller - Sr - Tight End
- Blake Dippold - Sr - Kicker

First Team Defense

- Russell Klosterman - Sr - Linebacker

Second Team Offense

- Jake Hemmelgarn - Sr - Athlete

Honorable Mention

- Nathan Grieshop - Sr - Linebacker
- Will Broering - Sr - Receiver

2019 Division 6 All Ohio Football Team

As voted by Ohio Prep Sports Writers Association

Third Team Offense

- Noah Miller - Sr - Receiver

Honorable Mention

- Blake Dippold - Sr - Kicker

Cavalier Weekly



Never Forget
Never Give In

Cavalier Football Weekly

Week 1 - 2019
By: Chris Cron

Final Scores

Celina	28
Versailles	27
Crestview Parkway	20
	33
Covington St. Henry	35
	06
Fenwick Anna	14
	48
Ft. Loramie Minster	13
	20
Kenton Coldwater	07
	42
Lehman Ft. Recovery	00
	35
New Bremen Ada	51
	21
Mt. Healthy Tippecanoe	22
	08
St. Johns Elida	28
	27
Woodlan Marion Local	00
	49

Next Week...

Anna at Brookville
Coldwater at Mt. Healthy
Ft. Recovery at Valley View
Marion Local at Watterson
Minster at Covington
Ansonia at New Bremen
Parkway at Spencerville
LCC at St. Johns
St. Henry at Ft. Loramie
Versailles at Jefferson
Bath at Kenton

MAC Standings

	MAC	All
Anna	0-0	1-0
Coldwater	0-0	1-0
Ft. Recovery	0-0	1-0
Marion Local	0-0	1-0
Minster	0-0	1-0
New Bremen	0-0	1-0
Parkway	0-0	1-0
St. Johns	0-0	1-0
St. Henry	0-0	0-1
Versailles	0-0	0-1
Kenton (0-1) Mt. Healthy (1-0)		

See pictures and game video at...



Click me!!

Kenton Game Summary

	1st	2nd	3rd	4th	Final
Coldwater (1-0)	07	14	14	07	42
Kenton (0-1)	00	00	00	07	07

Qtr Scoring Play

Qtr	Scoring Play	Coldwater	Kenton
1	Jake Hemmelgarn 5 yd run - Blake Dippold kick good - 6 Plays, 48 Yards	07	00
2	Zack McKibben 50 yd pass from Jake Hemmelgarn - Blake Dippold kick good - 1 Plays, 50 Yards	14	00
2	Noah Miller 13 yd pass from Jake Hemmelgarn - Blake Dippold kick good - 7 Plays, 70 Yards	21	00
3	Will Broering 25 yd pass from Jake Hemmelgarn - Blake Dippold kick good - 12 Plays, 85 Yards	28	00
3	Noah Miller 25 yd pass from Jake Hemmelgarn - Blake Dippold kick good - 3 Plays, 34 Yards	35	00
4	Jake Hemmelgarn 60 yd run - Blake Dippold kick good - 2 Plays, 70 Yards	42	00
4	Jayden Cornell 55 yd pass from Blaine Huston - Bryce Ellis kick good - 4 Plays, 75 Yards	42	07

Statistical Leaders (Season to Date)

Rushing	At-Yd-TD	Passing	At-Cp-Yd-TD-Int	Tackles	Total-Sacks
Jake Hemmelgarn	10-91-2	Jake Hemmelgarn	24-21-286-4-0	Josh Hrycko	6-4
Alex Knapke	1-36-0			Blake Siefiring	6-1
Nathan Grieshop	7-36-0	<u>Receiving</u>	<u>Cat-Yd-TD</u>	Zack McKibben	6-0
Zack McKibben	4-22-0	Zack McKibben	4-74-1	Will Broering	4-0
Ross Weigel	1-10-0	Noah Miller	5-63-2	Nathan Grieshop	4-0
Myles Blasingame	3-1-0	Will Broering	3-59-1	Myles Blasingame	4-0
Jay Muhlenkamp	1--2-0	Myles Blasingame	3-55-0	Justin Hartings	4-0
Isaac Fullenkamp	3--4-0	Ross Weigel	3-18-0	Ross Weigel	3-0
Total	30-190-2	Nathan Grieshop	2-10-0	Jake Hemmelgarn	3-0
		Ethan Post	1-7-0	Russell Klosterman	3-0
		Total	21-286-4	Tanner Muhlenkamp	2-0
				Ethan Diller	1-0

MAC Completes Week 1 at 8-2

The Midwest Athletic Conference started off the 2019 campaign in a big way winning 8 of the 10 games played against non-conference opponents. Versailles lost a heartbreaker to Celina by one point while Covington travelled to St. Henry and defeated the Redskins on the strength of 3 special teams touchdowns (blocked field goal, blocked punt and a kick off return)

New Bremen was the surprise of the week. Not because they won; the Cardinals are a much improved team, but because they travelled to Ada and hung 51 points on the Bulldogs.

Parkway defeated Crestview, a team that reached the regional finals last season, by a score of 33-20. St. Johns was one point better than Elida 28-27.

Teams expected to finish in the top half of the conference, Anna, Coldwater, Ft. Recovery, Marion Local and Minster all posted big wins.

Next week the search for non-conference computer points continues with some teams facing some big opponents including, Anna at Brookville, Fort at Valley View, Marion Local goes to Columbus to visit Watterson. Can Covington pull another upset as they host Minster? The Parkway at Spencerville matchup should be intriguing. St. Henry will try to rebound at Ft. Loramie while St. Johns will host LCC on Saturday night.

Next Week: Mt. Healthy

This will be the first ever meeting between the Cavaliers and the Fighting Owls who hail from the Southwest Ohio Conference. This game will be played in Cincinnati. Next season the Owls will visit Mercer County.

Last season they were 5-6 and lost to Alter in the opening round of the playoffs.

Last week Owls defeated a good Tippecanoe team 22-8 in the Skyline Chili Crosstown Showdown. They got off to a slow start trailing 8-0 at half time. But the second half was a different story.

Read more about MAC and Cavalier Football at...





Never Forget
Never Give In

Cavalier Football Weekly

Week 2 - 2019
By: Chris Cron

Final Scores

Anna	49
Brookville	16
Coldwater	37
Mt. Healthy	07
Ft. Recovery	13
Valley View	16
Marion Local	07
Watterson	31
Minster	35
Covington	25
Ansonia	06
New Bremen	34
Parkway	21
Spencerville	06
LCC	40
St. Johns	06
St. Henry	07
Ft. Loramie	42
Versailles	48
Jefferson	00
Bath	09
Kenton	48

Next Week...

Marion Local at Parkway
Minster at Fort Recovery
New Bremen at Anna
St. Henry at St. John's
Versailles at Coldwater
Kenton at Celina
Wyoming at Mt. Healthy

MAC Standings

Anna	MAC 0-0	All 2-0
Coldwater	0-0	2-0
Minster	0-0	2-0
New Bremen	0-0	2-0
Parkway	0-0	2-0
Ft. Recovery	0-0	1-1
Marion Local	0-0	1-1
St. Johns	0-0	1-1
Versailles	0-0	1-1
St. Henry	0-0	0-2
Kenton (1-1)		Mt. Healthy (1-1)

See pictures and game video at...



Kenton Game Summary



	1st	2nd	3rd	4th	Final
Coldwater (2-0)	07	20	07	03	37
Mt. Healthy (1-1)	00	00	00	07	07



Qtr Scoring Play

Qtr	Scoring Play	Coldwater	Healthy
1	Jake Hemmelgarn 1 yd run - Blake Dippold kick good - 12 Plays, 80 Yards	07	00
2	Noah Miller 13 yd pass from Jake Hemmelgarn - Blake Dippold kick good - 6 Plays, 38 Yards	14	00
2	Myles Blasingame 7 yd pass from Jake Hemmelgarn - Blake Dippold kick good - 4 Plays, 55 Yards	21	00
2	Noah Miller 52 yd pass from Jake Hemmelgarn - Blake Dippold kick failed - 3 Plays, 48 Yards	27	00
3	Nathan Grieshop 10 yd run - Blake Dippold kick good - 6 Plays, 71 Yards	34	00
4	Blake Dippold 30 yd field goal - - 8 Plays, 26 Yards	37	00
4	Brandon Lanier 5 yd run - Isaiah Sosa kick good - 8 Plays, 68 Yards	37	07

Statistical Leaders (Season to Date)

Rushing	At-Yd-TD	Passing	At-Cp-Yd-TD-Int	Tackles	Total-Sacks
Jake Hemmelgarn	16-112-3	Jake Hemmelgarn	44-33-499-7-0	Nathan Grieshop	18-1
Nathan Grieshop	14-72-1			Russell Klosterman	13-0
Alex Knapke	3-42-0	Receiving	Cat-Yd-TD	Josh Hrycko	12-4
Zack McKibben	7-30-0	Noah Miller	10-184-4	Blake Siefring	11-1
Myles Blasingame	8-21-0	Will Broering	6-114-1	Myles Blasingame	11-0
Ross Weigel	2-15-0	Myles Blasingame	5-89-1	Ross Weigel	8-0
Isaac Fullenkamp	5-5-0	Zack McKibben	6-77-1	Zack McKibben	6-0
Jay Muhlenkamp	1--2-0	Ross Weigel	3-18-0	Will Broering	6-0
Grand Total	56-295-4	Nathan Grieshop	2-10-0	Blake Dippold	6-1
		Ethan Post	1-7-0	Justin Hartings	6-0
		Grand Total	33-499-7	Jay Muhlenkamp	5-0
				Troy Hess	5-0

MAC Completes 'Preseason' at 14-6

The Midwest Athletic Conference completed the non-conference part of the schedule last week with six more victories and four defeats. Ft. Recovery fell to Valley View. Marion Local was throttled by Watterson. St. Johns fell to LCC and St. Henry continues to confound preseason expectations as they were soundly defeated by Ft. Loramie.

As MAC play kicks off this week, Anna, Coldwater and Minster are undefeated to the surprise of no one. But how about New Bremen and Parkway! These perennial cellar dwellers are also 2-0. Both teams will face a strong test as the Cardinals travel to Anna and the Panthers host Marion Local.


Seniors in the Spotlight



Ross Weigel
O: Wide Receiver
D: Safety
6'0" - 170
Win State
Aaron and Jodi Weigel



Jacob Overman
O: Wide Receiver
D: Safety
5'9" - 168
Win MAC / State
Matt and Claudia Overman



Shane Homan
O: Running Back
D: Linebacker
5'10" - 140
Win MAC / State
Tara and Jeff Homan

Next Week: Versailles


Coldwater returns to the friendly confines of Cavalier Stadium this week to open the 46th season of MAC football as they host the Versailles Tigers.

The Cavs have won the last 15 meetings dating back to 2004 and a 14-0 loss to the Tigers in the State Semi-finals.

Coldwater's first football game in 1936 was a 20-6 loss to Versailles

Series Record:	34-28-2
Last 10 Seasons:	10-0
Otten's Record:	9-0
Last Year:	35-7 W
Current Streak:	15 W
Largest Victory:	49-0 '08
Largest Defeat:	37-0 '57

Read more about MAC and Cavalier Football at...





Never Forget
Never Give In

Cavalier Football Weekly

Week 3 - 2019
By: Chris Cron

Final Scores

Marion Local	49
Parkway	00
Minster	41
Fort Recovery	20
New Bremen	00
Anna	45
St. Henry	24
St. John's	21
Versailles	07
Coldwater	42
Kenton	42
Celina	14
Wyoming	10
Mt. Healthy	07

Next Week...

Anna at St. Henry
Coldwater at Minster
Fort Recovery at New Bremen
Parkway at Versailles
St. John's at Marion Local
Defiance at Kenton
Little Miami at Mt. Healthy

MAC Standings

	MAC	All
Anna	1-0	3-0
Coldwater	1-0	3-0
Minster	1-0	3-0
Marion Local	1-0	2-1
St. Henry	1-0	1-2
New Bremen	0-1	2-1
Parkway	0-1	2-1
Versailles	0-1	1-2
Ft. Recovery	0-0	1-1
St. Johns	0-0	1-1

Kenton (2-1) Mt. Healthy (1-2)

Region 23 Standings

- 1 Coldwater (3-0)
- 2 Anna (3-0)
- 3 Liberty Center (3-0)
- 4 Minster (3-0)
- 5 Archbold (3-0)
- 6 Gibsonburg (3-0)
- 7 Fairview (2-1)
- 8 Allen East (2-0)
- 9 Lima CC (2-1)
- 10 Parkway (2-1)
- 17 St Henry (1-2)

See pictures and game video at...



Versailles Game Summary



	1st	2nd	3rd	4th	Final
Coldwater (3-0)	21	07	07	07	42
Versailles (1-2)	00	00	07	00	07



Qtr	Scoring Play	Coldwater	Versail
1	Myles Blasingame 12 yd run - Blake Dippold kick good - 5 Plays, 37 Yards	07	00
1	Myles Blasingame 6 yd run - Blake Dippold kick good - 8 Plays, 75 Yards	14	00
1	Nathan Grieshop 17 yd run - Blake Dippold kick good - 2 Plays, 46 Yards	21	00
2	Jake Hemmelgarn 32 yd run - Blake Dippold kick good - 4 Plays, 97 Yards	28	00
3	Landon Henry 17 yd run - Wes Bruns kick good - 6 Plays, 56 Yards	28	07
3	Zack McKibben 87 yd kickoff return - Blake Dippold kick good - 1 Plays, 87 Yards	35	07
<i>This kickoff return is the 9th longest return in Coldwater history. Four of the top 11 returns have been against Versailles</i>			
4	Josh Hrycko 35 yd blocked punt return - Blake Dippold kick good - 1 Plays, 31 Yards	42	07

Statistical Leaders (Season to Date)

Rushing	At-Yd-TD	Passing	At-Cp-Yd-TD-Int	Tackles	Total-Sacks
Jake Hemmelgarn	27-255-4	Jake Hemmelgarn	63-41-597-7-1	Nathan Grieshop	26-1
Nathan Grieshop	20-138-2			Russell Klosterman	26-0
Myles Blasingame	14-57-2	Receiving	Cat-Yd-TD	Josh Hrycko	21-4
Alex Knapke	3-42-0	Noah Miller	12-208-4	Myles Blasingame	17-0
Zack McKibben	8-38-0	Will Broering	8-129-1	Ross Weigel	16-0
Noah Miller	1-34-0	Myles Blasingame	6-108-1	Blake Siefring	14-1
Ross Weigel	3-12-0	Zack McKibben	7-84-1	Will Broering	11-0
Isaac Fullenkamp	5-5-0	Ross Weigel	4-47-0	Jay Muhlenkamp	9-0
		Ethan Post	2-11-0	Blake Dippold	9-1
		Nathan Grieshop	2-10-0	Justin Hartings	8-0
				Troy Hess	7-0
				Zack McKibben	6-0

MAC Football Is Back

The Midwest Athletic Conference opened conference play on Friday the 13th under a full moon and rainy skies which caused most games to be delayed for a while. But the curse of the 13th did not have an affect on any of the favorites as all won as expected.

Upstarts New Bremen and Parkway who entered their games undefeated, came back to earth as they were shut out handily by Anna and Marion Local respectively.

Minster defeated Ft. Recovery to remain unbeaten and St. Henry won a hard fought game at Delphos St. Johns for their first victory.

Seniors in the Spotlight



Jake Hemmelgarn
O: Quarterback
D: Cornerback
6'0" - 150
Win MAC/State
Jason and Julie Hemmelgarn
All MAC, District and State in 2018



Will Broering
O: Wide Receiver
D: Safety
6'3" - 175
Win MAC / State
Dan and Cindy Broering



Tyler Couchot
O: Wide Receiver
D: Defensive Back
6'1" - 160
To play on Friday Nights
Matt and Amy Couchot

Next Week: Minster

After three weeks the Cavaliers have surprised a few observers and are undefeated at 3-0. Minster is also 3-0 and that records is a little more expected.

So two undefeated teams will meet at Memorial Stadium and the result will be one less undefeated team at the top of the MAC as we reach the mid point of the season.

Series Record:	50-14-1
Last 10 Seasons:	8-2
Otten's Record:	8-1
Last Year:	31-20 W
Current Streak:	2 W
Largest Victory:	60-0 '07
Largest Defeat:	53-14 '93

Read more about MAC and Cavalier Football at...





Never Forget
Never Give In

Cavalier Football Weekly

Week 4 - 2019
By: Chris Cron

Final Scores

Anna	48
St. Henry	07
Coldwater	38
Minster	20
Ft. Recovery	27
New Bremen	34
Parkway	27
Versailles	30
St. Johns	00
Marion Local	24
Defiance	14
Kenton	42
Little Miami	35
Mt. Healthy	36

Next Week...

Ft. Recovery at Coldwater
Marion Local at Anna
Minster at Parkway
New Bremen at St. Henry
Versailles at St. Johns
Kenton at Wapak
Mt. Healthy at Ross

MAC Standings

	MAC	All
Anna	2-0	4-0
Coldwater	2-0	4-0
Marion Local	2-0	3-1
Minster	1-1	3-1
New Bremen	1-1	3-1
Versailles	1-1	2-2
St. Henry	1-1	1-3
Parkway	0-2	2-2
Ft. Recovery	0-2	1-3
St. Johns	0-2	1-3
Kenton (3-1)		Mt. Healthy (2-2)

Region 23 Standings

- 1 Coldwater (4-0)
- 2 Anna (4-0)
- 3 Archbold (4-0)
- 4 Liberty Center (4-0)
- 5 Allen East (4-0)
- 6 Gibsonburg (4-0)
- 7 LCC (3-1)
- 8 Minster (3-1)

See pictures and game video at...



Minster Game Summary



	1st	2nd	3rd	4th	Final
Coldwater (4-0)	12	13	0	13	38
Minster (3-1)	00	07	07	06	20



Qtr	Scoring Play	Coldwater	Minster
1	Jake Hemmelgarn 1 yd run - Blake Dippold kick failed - 7 Plays, 74 Yards	06	00
1	Myles Blasingame 2 yd run - Pass failed - 11 Plays, 70 Yards	12	00
2	Alex Schmitmeyer 8 yd run - Bryan Falk kick good - 17 Plays, 92 Yards	12	07
2	Zack McKibben 91 yd kickoff return - Pass failed - 1 Plays, 91 Yards	18	07
<i>This kickoff return is now the 9th longest return in Coldwater history. Zack owns two of the top 10 positions now.</i>			
2	Will Broering 2 yd pass from Jake Hemmelgarn - Blake Dippold kick good - 8 Plays, 47 Yards	25	07
3	Jacob Niemeyer 5 yd run - Bryan Falk kick good - 11 Plays, 80 Yards	25	14
4	Will Broering 6 yd pass from Jake Hemmelgarn - Blake Dippold kick failed - 6 Plays, 29 Yards	31	14
4	Jake Hemmelgarn 56 yd run - Blake Dippold kick good - 3 Plays, 65 Yards	38	14
4	Alex Schmitmeyer 1 yd run - Run failed - 6 Plays, 48 Yards	38	20

Statistical Leaders (Season to Date)

Rushing	At-Yd-TD	Passing	At-Cp-Yd-TD-Int	Tackles	Total-Sacks
Jake Hemmelgarn	44-410-6	Jake Hemmelgarn	87-59-835-9-3	Nathan Grieshop	33-1
Nathan Grieshop	23-150-2			Russell Klosterman	31-0
Myles Blasingame	22-78-3	Receiving	Cat-Yd-TD	Josh Hrycko	31-4
Alex Knapke	4-51-0	Noah Miller	15-270-4	Ross Weigel	23-0
Zack McKibben	9-44-0	Will Broering	12-189-3	Myles Blasingame	21-0
Noah Miller	1-34-0	Zack McKibben	12-134-1	Blake Siefring	20-2
Isaac Fullenkamp	7-14-0	Myles Blasingame	6-108-1	Justin Hartings	17-1
Ross Weigel	3-12-0	Ross Weigel	8-98-0	Will Broering	16-0
		Ethan Post	3-22-0	Blake Dippold	13-2
		Nathan Grieshop	3-14-0	Zack McKibben	12-0
				Jay Muhlenkamp	12-0
Grand Total	114-791-11	0	0-0-0	Jake Hemmelgarn	7-0

The Week in the MAC

With two weeks of conference play in the books the MAC standings are beginning to develop into bunches. At the bottom are Parkway, Ft. Recovery and St. Johns all of whom are winless in the MAC.

In the middle at 1-1 are Minster, New Bremen, Versailles and St. Henry. They are still in the hunt for a title, but they cannot afford to loose another game.

At the top are Anna, Coldwater and Marion Local. These teams have yet to meet. It will be a hard task to survive this three team round robin and remain unbeaten. But it is a very real possibility given the perceived balance between these teams.

Anna has the advantage as they host the Flyers this week and Coldwater will visit Anna in week 8. If Marion and Coldwater can beat Anna at their place it will take Anna out of the hunt and setup the game of the year in week 10 as Coldwater will travel a dozen miles to Maria Stein for all the MAC marbles.

Anna was the MAC coaches preseason pick to win the league. So all the pressure is on them to win at home. If they do, they can win their first title.




Zack McKibben has been the big play maker for Coldwater this season with 440 all purpose yards, 18 points scored and 12 tackles. This includes 2 kickoff returns for touchdowns. Photo courtesy of our good friend Sonny Fulks at PressProsMagazine.com

Next Week: Ft. Recovery

Coldwater passed its first big MAC test in the victory over undefeated Minster. Next up is Ft. Recovery who comes to Cavaliers Stadium with a 1-3 records and 0-2 in the conference. Coldwater has dominated the series winning all 18 meetings. But don't underestimate the Indians. The program is much improved in recent years and they are not the pushovers they once were.

Series Record:	18-0
Last 10 Seasons:	10-0
Otten's Record:	5-0
Last Year:	35-31
Current Streak:	18 W
Largest Victory:	56-0 '05

Read more about MAC and Cavalier Football at...





Never Forget
Never Give In

Cavalier Football Weekly

Week 5 - 2019
By: Chris Cron

Final Scores

Ft. Recovery	21
Coldwater	43
Marion Local	17
Anna	14
Minster	39
Parkway	07
New Bremen	21
St. Henry	07
Versailles	25
St. Johns	14
Kenton	13
Wapak	10
Mt. Healthy	30
Ross	48

Next Week...

Anna at Versailles
Coldwater at New Bremen
Parkway at Ft. Recovery
St. Henry at Marion Local
St. Johns at Minster
St. Marys at Kenton
Mt. Healthy at Campbell Cnty

MAC Standings

	MAC	All
Coldwater	3-0	5-0
Marion Local	3-0	4-1
Anna	2-1	4-1
Minster	2-1	4-1
New Bremen	2-1	4-1
Versailles	2-1	3-2
St. Henry	1-2	1-4
Parkway	0-3	2-3
St. Johns	0-3	1-4
Ft. Recovery	0-3	1-4
Kenton (4-2)		Mt. Healthy (3-3)

Region 23 Standings

- 1 Coldwater (5-0)
- 2 Liberty Center (5-0)
- 3 Archbold (5-0)
- 4 LCC (4-1)
- 5 Anna (4-1)
- 6 Minster (4-1)
- 7 Gibsonburg (5-0)
- 8 Allen East (4-1)

See pictures and game video at...



Ft. Recovery Game Summary



	1st	2nd	3rd	4th	Final
Coldwater (5-0)	7	14	15	7	43
Ft. Recovery (1-4)	6	0	8	7	21



Qtr	Scoring Play	Coldwater	Ft. Rec
1	Ethan Post 8 yd pass from Jake Hemmelgarn - Blake Dippold kick good - 8 Plays, 70 Yards	07	00
1	Clay Schmitz 1 yd run - Cobe Wendel kick failed - 12 Plays, 80 Yards	07	06
2	Myles Blasingame 2 yd run - Blake Dippold kick good - 9 Plays, 69 Yards	14	06
2	Nathan Grieshop 33 yd run - Blake Dippold kick good - 4 Plays, 83 Yards	21	06
3	Zack McKibben 33 yd pass from Jake Hemmelgarn - Blake Dippold kick good - 4 Plays, 70 Yards	28	06
3	Jake Hemmelgarn 15 yd run - Pass Completed - 2 Plays, 26 Yards	36	06
3	Derek Jutte 80 yd run - Pass Completed - 1 Plays, 80 Yards	36	14
4	Isaac Fullenkamp 16 yd run - Blake Dippold kick good - 6 Plays, 75 Yards	43	14
4	Gavin Thobe 9 yd pass from Clay Schmitz - Cobe Wendel kick good - 6 Plays, 67 Yards	43	21

Statistical Leaders (Season to Date)

Rushing	At-Yd-TD	Passing	At-Cp-Yd-TD-Int	Tackles	Total-Sacks
Jake Hemmelgarn	56-521-7	Jake Hemmelgarn	100-67-966-11-3	Nathan Grieshop	41-1
Nathan Grieshop	28-228-3			Russell Klosterman	39-0
Myles Blasingame	26-108-4	Receiving	Cat-Yd-TD	Josh Hrycko	38-4
Isaac Fullenkamp	11-60-1	Noah Miller	17-291-4	Ross Weigel	25-0
Zack McKibben	12-57-0	Zack McKibben	15-222-2	Myles Blasingame	25-0
Alex Knapke	7-52-0	Will Broering	12-189-3	Blake Siefiring	22-2
Noah Miller	1-34-0	Ross Weigel	10-112-0	Will Broering	21-0
Ross Weigel	5-21-0	Myles Blasingame	6-108-1	Justin Hartings	20-1
		Ethan Post	4-30-1	Blake Dippold	16-2
		Nathan Grieshop	3-14-0	Jay Muhlenkamp	16-0
				Zach McKibben	16-0
				Troy Hess	11-0

The Week in the MAC

Marion Local travelled to Anna and upset the Rockets to move into a first place tie with Coldwater who defeated Ft. Recovery. Minster shut down a much improved Parkway squad while New Bremen moved to 4-1 for the first time in a long time with a signature win over St. Henry. Versailles travelled to Delphos on Saturday night and defeated St. Johns. The standings are more clear in terms of haves and have-nots. Anna, Minster, New Bremen and Versailles still have a shot at the top spot, but time is running out.

Next Week: New Bremen

New Bremen and Parkway have been a pleasant surprise this season. Usually cellar dwellers in the MAC, they both have had really good starts this season. The Cardinals enter week 6 with a very nice 4-1 record, losing only to a stout Anna team. They are much improved and Coldwater cannot take them lightly.

Seniors in the Spotlight



Nick Bailey
O: Wide Receiver
D: Safety
6' 0" - 175
Win MAC / State
John and Teri Bailey



Josh Hrycko
O: Wide Receiver
D: Outside Line Backer
6' 1" - 195
Win MAC / State
Andy and Julie Hrycko



Nathan Grieshop
O: Running Back
D: Outside Line Backer
6' 2" - 175
Win it all
Ron and Melissa Grieshop

Series Record	37-5-0
Last 10 meetings	10-1
Otten's Record	5-0-0
Current Streak	17W
Last Season	W 28-0
Largest Victory	62-7 (1976)
Largest Defeat	0-23 (1997)

Read more about MAC and Cavalier Football at...





Never Forget
Never Give In

Cavalier Football Weekly

Week 6 - 2019
By: Chris Cron

Final Scores

Anna	42
Versailles	07
Coldwater	42
New Bremen	16
Parkway	26
Ft. Recovery	27
St. Henry	14
Marion Local	35
St. Johns	06
Minster	36
St. Marys	39
Kenton	34
Mt. Healthy	21
Campbell County	07

New Bremen Game Summary



	1st	2nd	3rd	4th	Final
Coldwater (6-0)	07	14	14	07	42
New Bremen (4-2)	00	03	07	06	16



Qtr	Scoring Play	Coldwater	Bremen
1	Nathan Grieshop 5 yd run - Blake Dippold kick good - 6 Plays, 62 Yards	07	00
2	Owen Gabel 30 yd field goal - - 7 Plays, 20 Yards	07	03
2	Jake Hemmelgarn 56 yd run - Blake Dippold kick good - 2 Plays, 61 Yards	14	03
2	Jake Hemmelgarn 11 yd run - Blake Dippold kick good - 6 Plays, 45 Yards	21	03
3	Will Broering 8 yd pass from Jake Hemmelgarn - Blake Dippold kick good - 10 Plays, 55 Yards	28	03
3	Mitchell Hays 66 yd run - Owen Gabel kick good - 3 Plays, 80 Yards	28	10
3	Ross Weigel 2 yd pass from Jake Hemmelgarn - Blake Dippold kick good - 11 Plays, 52 Yards	35	10
4	Ross Weigel 6 yd pass from Jake Hemmelgarn - Blake Dippold kick good - 5 Plays, 60 Yards	42	10
4	Patrick Wells 8 yd pass from Mitchell Hays - No PAT as time had expired - 11 Plays, 75 Yards	42	16

Next Week...

Anna at Ft. Recovery
Marion Local at Versailles
New Bremen at Parkway
St. Henry at Minster
St. Johns at Coldwater
Kenton at Van Wert
Mt. Healthy at Talawanda

Statistical Leaders (Season to Date)

Rushing	At-Yd-TD	Passing	At - Cp - Yd - TD-Int	Tackles	Total-Sacks
Jake Hemmelgarn	67-630-9	Jake Hemmelgarn	137-91-1261-14-3	Nathan Grieshop	50-1
Nathan Grieshop	35-249-4			Russell Klosterman	49-0
Myles Blasingame	26-108-4	Receiving	Cat-Yd-TD	Josh Hrycko	45-4
Zack McKibben	13-65-0	Noah Miller	22-367-4	Blake Siefing	29-3
Isaac Fullenkamp	11-60-1	Will Broering	18-263-4	Ross Weigel	28-0
Alex Knapke	7-52-0	Zack McKibben	18-253-2	Myles Blasingame	28-0
Noah Miller	1-34-0	Ross Weigel	16-183-2	Justin Hartings	26-2
Ross Weigel	5-21-0	Myles Blasingame	6-108-1	Will Broering	23-0
		Ethan Post	7-68-1	Blake Dippold	19-2
		Nathan Grieshop	4-19-0	Zach McKibben	19-0
				Jay Muhlenkamp	17-0
				Troy Hess	12-0

MAC Standings

	MAC	All
Coldwater	4-0	6-0
Marion Local	4-0	5-1
Anna	3-1	5-1
Minster	3-1	5-1
New Bremen	2-2	4-2
Versailles	2-2	3-3
Ft. Recovery	1-3	2-4
St. Henry	1-3	1-5
Parkway	0-4	2-4
St. Johns	0-4	1-5
Kenton (4-2)		
Mt. Healthy (3-3)		

The Week in the MAC

This week went pretty much as expected as all the favorites picked up wins. Ft. Recovery did climb out of the MAC basement as they defeated Parkway by one to hand the Panthers their second straight loss. Coldwater and Marion Local continue to hold the top spot in the conference and seem headed for a week 10 showdown. Anna and Minster are tied for second while New Bremen and Versailles hold down the third spot. Fort and St. Henry are in fourth while Parkway and St. Johns sit winless in fifth.

Next Week: St. Johns

The Cavaliers return home next week to face the Blue Jays from Delphos St. Johns. The Jays have struggled all year having defeated only Elida by a point in week one and stand at 1-5. In fact, football is strangely on a down turn in the village of Delphos as the Jefferson Wildcats are also 1-5.

Region 23 Standings

- 1 Coldwater (6-0)
- 2 Liberty Center (6-0)
- 3 LCC (5-1)
- 4 Archbold (5-1)
- 5 Anna (5-1)
- 6 Minster (5-1)
- 7 Allen East (5-1)
- 8 Fairview (5-1)

See pictures and game video at...



Seniors in the Spotlight



Skyler Slone
Defensive Back
5' 10" - 130
To play and get good grades
Marcella Fridlye



Patrick Cupp
Offensive Center
5' 10" - 230
Win MAC / State
Jason and Pam Cupp



Russell Klosterman
O: Lineman
D: Middle Linebacker
5' 11" - 225
Win MAC, State, be All State
Don and Charm Klosterman

Series Record	29-16-1
Last 10 meetings	9-1
Otten's Record	7-2-0
Current Streak	1W
Last Season	W 41-0
Largest Victory	50-0 (1987)
Largest Defeat	16-57 (1989)





Never Forget
Never Give In

Cavalier Football Weekly

Week 7 - 2019
By: Chris Cron

Final Scores

Anna	53
Ft. Recovery	20
Marion Local	38
Versailles	07
New Bremen	40
Parkway	18
St. Henry	07
Minster	45
St. Johns	00
Coldwater	49
Kenton	48
Van Wert	25
Mt. Healthy	06
Talawanda	24

Delphos St. Johns Game Summary



	1st	2nd	3rd	4th	Final
Coldwater (7-0)	14	28	00	07	49
St. Johns (1-6)	00	00	00	00	00



Qtr	Scoring Play	Coldwater	DSJ
1	Jake Hemmelgarn 6 yd run - Brady Klingshirn kick good - 9 Plays, 50 Yards	07	00
1	Jake Hemmelgarn 5 yd run - Brady Klingshirn kick good - 4 Plays, 27 Yards	14	00
2	Nathan Grieshop 16 yd pass from Jake Hemmelgarn - Klingshirn kick good - 3 Plays, 17 Yards	21	00
2	Ethan Post 52 yd pass from Jake Hemmelgarn - Brady Klingshirn kick good - 1 Plays, 52 Yards	28	00
2	Jake Hemmelgarn 23 yd run - Brady Klingshirn kick good - 3 Plays, 43 Yards	35	00
2	Will Broering 28 yd pass from Jake Hemmelgarn - Brady Klingshirn kick good - 5 Plays, 42 Yards	42	00
4	Tyler Schwieterman 37 yd pass from Reece Dellinger - Klingshirn kick good - 6 Plays, 51 Yards	49	00

Next Week...

Coldwater at Anna
Ft. Recovery at St. Henry
Minster at Marion Local
Parkway at St. Johns
Versailles at New Bremen
Shawnee at Kenton
Mt. Healthy at Northwest

MAC Standings

	MAC	All
Coldwater	5-0	7-0
Marion Local	5-0	6-1
Anna	4-1	6-1
Minster	4-1	6-1
New Bremen	3-2	5-2
Versailles	2-3	3-4
Ft. Recovery	1-4	2-5
St. Henry	1-4	1-6
Parkway	0-5	2-5
St. Johns	0-5	1-6
Kenton (5-2)		
Mt. Healthy (3-4)		

Rushing

Player	At-Yd-TD
Jake Hemmelgarn	77-697-12
Nathan Grieshop	39-257-4
Myles Blasingame	26-108-4
Alex Knapke	13-80-0
Zack McKibben	13-65-0
Isaac Fullenkamp	11-60-1
Noah Miller	1-34-0
Ross Weigel	6-27-0
Ethan Post	1-19-0
Reece Dellinger	3-4-0
Darrin Schmitmeyer	1-2-0
Adam Hrycko	1-0-0
Jay Muhlenkamp	1--2-0
Grand Total	193-1351-21

Statistical Leaders (Season to Date)

Passing

Player	At - Cp - Yd - TD-Int
Jake Hemmelgarn	153-101-1425-17-3
Nathan Grieshop	26-108-4
Will Broering	20-303-5
Zack McKibben	18-253-2
Ross Weigel	17-203-2
Ethan Post	10-129-2
Myles Blasingame	6-108-1
Tyler Schwieterman	1-37-1
Nathan Grieshop	5-35-1
Grand Total	102-1462-18

Receiving

Player	Cat-Yd-TD
Noah Miller	25-394-4
Will Broering	20-303-5
Zack McKibben	18-253-2
Ross Weigel	17-203-2
Ethan Post	10-129-2
Myles Blasingame	6-108-1
Tyler Schwieterman	1-37-1
Nathan Grieshop	5-35-1
Grand Total	102-1462-18

Tackles (TOP 15)

Player	Total-Sacks
Russell Klosterman	55-0
Nathan Grieshop	52-1
Josh Hrycko	47-4.5
Ross Weigel	32-0
Blake Siefiring	31-4
Justin Hartings	29-2
Myles Blasingame	28-0
Will Broering	27-0
Blake Dippold	20-4
Jay Muhlenkamp	19-0
Zach McKibben	19-0
Zach Hamberg	18-0
Darrin Schmitmeyer	17-0
Alex Knapke	15-1
Troy Hess	12-0

The Week in the MAC

Once again the week went pretty much according to plan. Anna, Coldwater, Marion Local and Minster all won as expected. New Bremen got back on track toward a possible playoff spot as they defeated Parkway.

In Week 8 there are two big games as the top four teams will square off. Marion will host Minster while Coldwater visits Anna. If the Cavs and Flyers hold serve, they will certainly decide the MAC title in their week 10 matchup. If they should both lose it will throw the conference into a four way tie with two games to play. Their week 10 matchup would then decide who would share the conference title as Anna and Minster should win out.

Seniors in the Spotlight



Adam Diller
O: Tackle
D: End
6' 1" - 225
Go undefeated, Win MAC, State
Ron and Jodi Diller



Adam Griesdorn
O: Tackle
D: End
6'0 - 168
Secure start on defense
Todd and Janelle



Caleb Spencer
Offensive Guard
5' 11" - 220
Win MAC/State
Wade (d) and Jacci Spencer

Next Week: Anna

Next up for Coldwater will be the Anna Rockets. It will be the first time this season that the Cavs will face a serious challenge. Anna, the MAC coaches preseason favorites have only one blemish, a 3 point loss to Marion Local at Anna.

They lead the league in rushing and are 1-2 with the Cavs in total offense. They are 2nd in pass and fifth in rush defense. They are 2-3 will Coldwater in total defense.

This game will be a titanic struggle. The team making the fewest mistakes will win.

Series Record	13-2-0
Last 10 meetings	8-2
Otten's Record	8-2
Current Streak	1L
Last Season	L 20-21
Largest Victory	43-7 (2013)
Largest Defeat	28-38 (2010)

Region 23 Standings

- Liberty Center (7-0)
- Coldwater (7-0)
- Anna (6-1)
- LCC (6-1)
- Archbold (6-1)
- Allen East (6-1)
- Minster (6-1)
- Spencerville (5-2)

See pictures and game video at...



Read more about MAC and Cavalier Football at...





Never Forget
Never Give In

Cavalier Football Weekly

Week 8 - 2019
By: Chris Cron

Final Scores

Coldwater	08
Anna	49
Ft. Recovery	24
St. Henry	21
Minster	27
Marion Local	26
Parkway	49
St. Johns	35
Versailles	07
New Bremen	23
Shawnee	00
Kenton	28
Mt. Healthy	54
Northwest	20

Anna Game Summary



	1st	2nd	3rd	4th	Final
Coldwater (7-1)	00	00	00	08	08
Anna (7-1)	21	21	07	00	49



Qtr	Scoring Play	Coldwater	Anna
1	Bart Bixler 23 yd run - Zach Ambos kick good - 8 Plays, 66 Yards	00	07
1	Bart Bixler 26 yd run - Zach Ambos kick good - 7 Plays, 45 Yards	00	14
1	Bart Bixler 12 yd run - Zach Ambos kick good - 6 Plays, 57 Yards	00	21
2	Jeffrey Richards 33 yd pass from Bart Bixler - Zach Ambos kick good - 1 Plays, 33 Yards	00	28
2	Riley Huelskamp 9 yd run - Zach Ambos kick good - 2 Plays, 16 Yards	00	35
2	Hayden Huelskamp 3 yd pass from Bart Bixler - Zach Ambos kick good - 11 Plays, 55 Yards	00	42
3	Riley Huelskamp 32 yd run - Zach Ambos kick good - 5 Plays, 73 Yards	00	49
4	Alex Knapke 61 yd run - Pass Completed - 2 Plays, 61 Yards	08	49

Next Week...

Anna at Parkway
Marion Local at Ft. Recovery
New Bremen at St. Johns
St. Henry at Coldwater
Versailles at Minster
Ottawa-Glandorf at Kenton
Harrison at Mt. Healthy

MAC Standings

	MAC	All
Anna	5-1	7-1
Coldwater	5-1	7-1
Minster	5-1	7-1
Marion Local	5-1	6-2
New Bremen	4-2	6-2
Ft. Recovery	2-4	3-5
Versailles	2-4	3-5
Parkway	1-5	3-5
St. Henry	1-5	1-7
St. Johns	0-6	1-7
Kenton (6-2)		Mt. Healthy (4-4)

Region 23 Standings

- 1 Coldwater (7-1)
- 2 Lima Central Catholic (7-1)
- 3 Anna (7-1)
- 4 Liberty Center (7-1)
- 5 Archbold (7-1)
- 6 Minster (7-1)
- 7 Allen East (7-1)
- 8 Gibsonburg (8-0)

See pictures and game video at...



Statistical Leaders (Season to Date)

Rushing	At-Yd-TD	Passing	At - Cp - Yd - TD-Int	Tackles (TOP 12)	Total-Sacks
Jake Hemmelgarn	84-696-12	Jake Hemmelgarn	173-110-1497-17-3	Russell Klosterman	64-0
Nathan Grieshop	41-261-4			Nathan Grieshop	60-1
Alex Knapke	14-141-1	Receiving	Cat-Yd-TD	Josh Hrycko	55-4.5
Myles Blasingame	27-110-4	Noah Miller	29-431-4	Ross Weigel	38-0
Zack McKibben	14-63-0	Will Broering	21-311-5	Blake Siefring	34-4
Isaac Fullenkamp	11-60-1	Zack McKibben	19-261-2	Myles Blasingame	34-0
Darrin Schmitmeyer	4-40-0	Ross Weigel	18-206-2	Justin Hartings	31-2
Noah Miller	1-34-0	Ethan Post	11-137-2	Will Broering	30-0
Ross Weigel	7-25-0	Myles Blasingame	6-108-1	Jay Muhlenkamp	25-0
Ethan Post	1-19-0	Nathan Grieshop	6-43-1	Zach McKibben	23-0
Reece Dellinger	3-4-0	Tyler Schwieterman	1-37-1	Blake Dippold	20-4
Adam Hrycko	1-0-0			Zach Hamberg	18-0

The Week in the MAC

Last week I offered the possibility that if Coldwater and Marion Local both lost to Anna and Minster that it would throw the MAC into a four way tie with 2 games to play.

Holy speculations Batman! The unthinkable actually happened! Take a look at the standings to the left if you don't believe it. Coldwater was absolutely humbled by Anna while Minister flipped the script from their 1 point loss to the Flyers last season to win by 1 point this season.

It was mentioned in local social media that if one looked at the Friday night MAC scoreboard you would think we were in the twilight zone. Coldwater got thumped, Fort beat St. Henry, Minster over Marion, Parkway puts 49 points on St. Johns and New Bremen beats Versailles by three scores. Did Halloween arrive two weeks early?

In Region 23, a loss by Liberty Center and wins by Kenton and Mt. Healthy returned Coldwater back to the #1 seed just ahead of Anna.

Next Week: St. Henry

Time once again to renew the Backyard Battle rivalry as St. Henry visits the friendly confines of Cavalier Stadium.

St. Henry was expected to perform better than they have this season as they enter the contest at 1-7 mirroring Coldwater's 7-1 mark.

Coldwater thought they would be 8-0 entering this contest a few weeks ago. But Anna ended the Cavaliers streak of perfection.

Last season The Battle went to St. Henry as the Redskins ended a 22 game losing streak to the Cavs by a score of 28-10.


Coldwater got a measure of revenge as they ended the Redskins season in the Regional Semifinal by a single point 20-19.

Series Record	36-11-1
Last 10 meetings	9-1
Otten's Record	9-1
Current Streak	1W
Last Season	L 10-28 (week 9)
	W 20-19 (week 12)
Largest Victory	56-0 (2001)
Largest Defeat	20-60 (1989)

Seniors in the Spotlight



Blake Dippold
O: Guard / Center
D: Tackle
5' 11" - 216/216
Win MAC / State
Scott and Jenny Dippold
All MAC District and State in 2018




Mitchel Homan
O: Guard
D: End
6' 3" - 220
Win MAC/State
Greg and Lori Homan



Noah Miller
Offensive Tight End
6' 4" - 225
Win MAC / State
Jim and Shelly Miller
All MAC in 2018

Read more about MAC and Cavalier Football at...





Never Forget
Never Give In

Cavalier Football Weekly

Week 9 - 2019
By: Chris Cron

Final Scores

Anna	49
Parkway	28
Marion Local	36
Ft. Recovery	07
New Bremen	41
St. Johns	13
St. Henry	14
Coldwater	49
Versailles	20
Minster	42
Ottawa-Glandorf	09
Kenton	14
Harrison	13
Mt. Healthy	42

Next Week...

Coldwater at Marion Local
Ft. Recovery at Versailles
Minster at New Bremen
Parkway at St. Henry
St. Johns at Anna
Kenton at Elida
Edgewood at Mt. Healthy

MAC Standings

	MAC	All
Anna	6-1	8-1
Coldwater	6-1	8-1
Minster	6-1	8-1
Marion Local	6-1	7-2
New Bremen	5-2	7-2
Ft. Recovery	2-5	3-6
Versailles	2-5	3-6
Parkway	1-6	3-6
St. Henry	1-6	1-8
St. Johns	0-7	1-8
Kenton (7-2)		Mt. Healthy (5-4)

Region 23 Standings

- Liberty Center (8-1)
- Lima Central Catholic (8-1)
- Coldwater (8-1)
- Anna (8-1)
- Archbold (8-1)
- Allen East (8-1)
- Minster (8-1)
- Fairview (8-1)

See pictures and game video at...



Coldwater (8-1)
St. Henry (1-8)

St. Henry Game Summary

	1st	2nd	3rd	4th	Final
Coldwater	21	21	7	0	49
St. Henry	14	0	0	0	14



Qtr Scoring Play

Qtr	Scoring Play	Coldwater	St Henry
1	Carter Ontrop 39 yd pass from Andrew Lange - Logan Lefeld kick good - 9 Plays, 83 Yards	00	07
1	Zack McKibben 34 yd run - Blake Dippold kick good - 3 Plays, 51 Yards	07	07
1	Zack McKibben 38 yd run - Blake Dippold kick good - 3 Plays, 72 Yards	14	07
1	Owen Lefeld 71 yd run - Logan Lefeld kick good - 1 Plays, 71 Yards	14	14
1	Zack McKibben 51 yd pass from Jake Hemmelgarn - Blake Dippold kick good - 5 Plays, 62 Yards	21	14
2	Jake Hemmelgarn 21 yd run - Blake Dippold kick good - 9 Plays, 47 Yards	28	14
2	Nathan Grieshop 4 yd run - Blake Dippold kick good - 7 Plays, 56 Yards	35	14
2	Jake Hemmelgarn 3 yd run - Blake Dippold kick good - 3 Plays, 26 Yards	42	14
3	Nathan Grieshop 24 yd run - Blake Dippold kick good - 3 Plays, 56 Yards	49	14

Statistical Leaders (Season to Date)

Rushing (TOP 12)	At-Yd-TD	Passing	At - Cp - Yd - TD-Int	Tackles (TOP 12)	Total-Sacks
Jake Hemmelgarn	95-769-14	Jake Hemmelgarn	189-124-1691-18-3	Russell Klosterman	73-0
Nathan Grieshop	49-325-6			Nathan Grieshop	66-1
Alex Knapke	16-146-1	<u>Receiving</u>	<u>Cat-Yd-TD</u>	Josh Hrycko	57-4.5
Zack McKibben	17-135-2	Noah Miller	33-469-4	Ross Weigel	44-0
Myles Blasingame	28-130-4	Will Broering	25-371-5	Justin Hartings	36-2
Isaac Fullenkamp	11-60-1	Zack McKibben	22-325-3	Myles Blasingame	35-0
Noah Miller	2-42-0	Ross Weigel	19-223-2	Blake Siefing	34-4
Darrin Schmitmeyer	4-40-0	Ethan Post	11-137-2	Will Broering	33-0
Ross Weigel	7-25-0	Myles Blasingame	7-117-1	Jay Muhlenkamp	29-0
Ethan Post	1-19-0	Nathan Grieshop	6-43-1	Zach McKibben	26-0
Reece Dellinger	3-4-0	Tyler Schwieterman	1-37-1	Blake Dippold	20-4
Jacob Overman	2-2-0	Nick Bailey	1-6-0	Alex Knapke	19-1

The Week in the MAC

After a weekend of upsets that resulted in four teams occupying the top spot in the MAC with just two games to play, there were no surprises in Week 9 so the standings remain unchanged. Anna, Coldwater, Minster and Marion Local all held serve and won their games handily.

The final week of the season will see one game that always draws interest from all over the state of Ohio. Coldwater will visit Marion Local with a piece of the MAC title on the line. These two teams have won more games since 2000 than any other program in the OHSAA. Coldwater (242-36) is currently just 8 games better than the Flyers (234-43) who have nine state titles to the Cavaliers six.

The past 10 seasons have seen these teams meet 12 times. The past two seasons the Flyers played in Division 6 along with the Cavaliers and they met in the last two Regional Finals. They Flyers won both of those games.

Oh, and of course, there is one other facet to this game. Some people want to know that outcome more than the final score. "How much was the 50-50 worth?" In the last four meetings the average take has been \$11,000.

Finally, traditionally in the MAC the coach of the year award goes to the coach of the MAC champion. With the title probably being shared by three teams this season, there exists the chance give it to a truly deserving coach. If I had a vote it would go to New Bremen's Chris Schmidt. It was just a few years ago that the New Bremen school board was wrestling with the question of shutting down the football program due to lack of numbers. This season Coach Schmidt has the Cardinals in position to make the playoffs. And if they can pull off a victory this Friday against visiting rival Minster, they would actually host a playoff game. Win or lose on Friday, Coach Schmidt has earned COY honors.

Next Week: Marion Local

Once again a game between the two most successfully high school programs in the OHSAA will decide who reigns at the top of the MAC. The Coldwater Cavaliers visits Booster Field in Maria Stein to face the Marion Local Flyers.

It will more than likely be a shared title as Anna and Minster share the lead with the Cavs and Flyers. They are expected to win their matchups so we should see the first three-way tie for championship since 1989 when Minster, Delphos and St. Henry share the top spot.

Series Record	35-29-4
Last 10 seasons	6-6
Otten's Record	5-6
Current Streak	1L
Last Season	L 19-40
Largest Victory	50-0 (1960)
Largest Defeat	0-33 (2017)

Read more about MAC and Cavalier Football at...





Never Forget
Never Give In

Cavalier Football Weekly

Week 10 - 2019
By: Chris Cron

Final Scores

Coldwater	00
Marion Local	24
Ft. Recovery	41
Versailles	22
Minster	42
New Bremen	02
Parkway	33
St. Henry	06
St. Johns	07
Anna	56
Kenton	35
Elida	14
Edgewood	41
Mt. Healthy	21

MAC Standings

	MAC	All
Anna	7-1	9-1
Minster	7-1	9-1
Marion Local	7-1	8-2
Coldwater	6-2	8-2
New Bremen	5-3	7-3
Ft. Recovery	3-5	4-6
Parkway	2-6	4-6
Versailles	2-6	3-7
St. Henry	1-7	1-9
St. Johns	0-8	1-9
Kenton (8-2)	Mt. Healthy (5-5)	
<i>Playoff Qualifier</i>		

Region 23 Standings

- Lima Central Catholic (9-1)
- Liberty Center (9-1)
- Archbold (9-1)
- Minster (9-1)
- Anna (9-1)
- Coldwater (8-2)
- Allen East (9-1)
- Fairview (9-1)

Week 11...

Fairview at LCC
Allen East at Liberty Center
Coldwater at Archbold
Anna at Minster

See pictures and game video at...



Marion Local Game Summary



	1st	2nd	3rd	4th	Final
Coldwater (8-2)	00	00	00	00	00
Marion Local (8-2)	10	07	00	07	24



Qtr	Scoring Play	Coldwater	Marion
1	Brandon Fleck 5 yd run - Alex Klosterman kick good - 4 Plays, 72 Yards	00	07
1	Alex Klosterman 22 yd field goal - - 10 Plays, 30 Yards	00	10
2	Brandon Fleck 1 yd run - Alex Klosterman kick good - 7 Plays, 27 Yards	00	17
4	Grant Meier 6 yd run - Alex Klosterman kick good - 7 Plays, 54 Yards	00	24

Statistical Leaders (Season to Date)

Rushing (TOP 12)	At-Yd-TD	Passing	At - Cp - Yd - TD-Int	Tackles (TOP 12)	Total-Sacks
Jake Hemmelgarn	106-761-14	Jake Hemmelgarn	216-140-1788-18-3	Nathan Grieshop	76-1
Nathan Grieshop	50-326-6			Russell Klosterman	76-0
Zack McKibben	25-163-2	Receiving	Cat-Yd-TD	Josh Hrycko	68-4.5
Alex Knapke	17-148-1	Noah Miller	39-502-4	Ross Weigel	50-0
Myles Blasingame	29-134-4	Will Broering	25-371-5	Myles Blasingame	45-0
Isaac Fullenkamp	11-60-1	Zack McKibben	28-370-3	Blake Siefring	41-4
Noah Miller	2-42-0	Ross Weigel	19-223-2	Will Broering	41-0
Darrin Schmitmeyer	4-40-0	Ethan Post	11-137-2	Justin Hartings	39-2
Ross Weigel	7-25-0	Myles Blasingame	10-132-1	Zach McKibben	35-0
Ethan Post	1-19-0	Nathan Grieshop	7-47-1	Jay Muhlenkamp	31-0
Reece Dellinger	3-4-0	Tyler Schwieterman	1-37-1	Blake Dippold	24-4
Jacob Overman	2-2-0	Nick Bailey	1-6-0	Alex Knapke	19-1

Playoffs Round 1: Archbold

This week begins the second season as 32 Division VI teams will compete for a State Championship.

Coldwater's Regional Quarterfinal opponent will be the Blue Streaks of Archbold. This is the first ever meeting between the two schools on the gridiron. It is also the first time since 2013 that Coldwater did not earn a home game in Week 11.

Archbold is 16-11 all time in the playoffs having reached the Regional Finals twice and they won one State Championship in 1988. Their last appearance was in 2017.

Coldwater Sets Playoff Streak

Coldwater has qualified for the playoffs for the 23rd-consecutive season, which sets a new state record held previously by Cleveland St. Ignatius from 1988 through 2009. Coldwater recently went to the state championship game eight straight years (2009-16) to tie Newark Catholic (1980-87) for the state record of consecutive title game appearances.

Consecutive Playoff Wins Record

Coldwater (streak ended in 2016) and Maria Stein Marion Local (streak ended in 2015) recently set the OHSAA record for most consecutive playoff victories with 24. Akron Archbishop Hoban has won four-straight state championships, resulting in an active 20-game postseason winning streak.

First Round Success

Three schools continued their amazing success rate in the first round of the playoffs last season. St. Henry has been in the playoffs 17 times and is 17-0 in first-round playoff games. Cincinnati Coler-ain is 20-0 in the first round, although one of its first-round games (1995) was later forfeited. Since 1998, Coldwater is 21-0 in the first-round of the playoffs (22-2 all-time in the first round).

How They Match Up

Coldwater 8-2

Opponent	Div	Result
Kenton (8-2)	[4]	W 42-07
Mount Healthy (5-5)	[3]	W 37-07
Versailles (3-7)	[5]	W 42-07
Minster (9-1)	[6]	W 38-20
Fort Recovery (4-6)	[6]	W 43-21
New Bremen (7-3)	[7]	W 42-16
St John's (1-9)	[7]	W 49-00
Anna (9-1)	[6]	L 08-49
St Henry (1-9)	[6]	W 49-14
Marion Local (8-2)	[7]	L 00-24

Archbold 9-1

Opponent	Div	Result
Hicksville (6-4)	[6]	W 56-00
Liberty Benton (9-1)	[5]	W 34-20
Lake (4-6)	[5]	W 21-07
Patrick Henry (7-3)	[7]	W 36-35
Bryan (5-5)	[4]	W 35-33
Liberty Center (9-1)	[6]	L 36-39
Delta (0-10)	[6]	W 42-07
Evergreen (4-6)	[6]	W 41-12
Swanton (2-8)	[5]	W 42-07
Wauseon (8-2)	[4]	W 38-00

Category	AB	CW
Offensive Average	38	35
Defensive Average	16	17
Opponents Record	54-46	59-41

Read more about MAC and Cavalier Football at...



Items of Interest

This yearbook is a culmination of items gathered during the season represented.

As with any work, errors are possible but unintentional.

Should you discover errors of consequence which would warrant correction please contact the author at chris.cron@thecrons.net.

Be sure to include the title of this document, the page number on which the error appears and a description of the error.

If the error is one of a factual nature, it would be appreciated if factual documentation were provided.